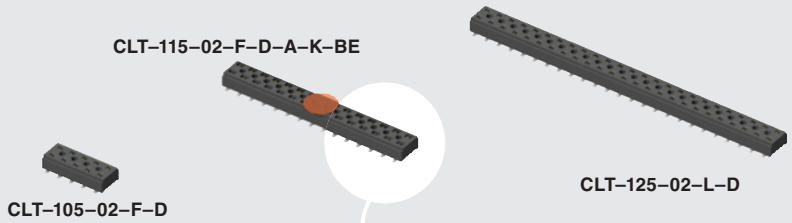




(2,00 mm) .0787"

CLT SERIES

LOW PROFILE DUAL WIPE SOCKET



SPECIFICATIONS

For complete specifications and recommended PCB layouts see www.samtec.com?CLT

- Insulator Material:** Black Liquid Crystal Polymer
- Contact Material:** Phosphor Bronze
- Plating:** Sn or Au over 50µ" (1,27 µm) Ni
- Current Rating (TMMH/CLT):** 4.1 A per pin (1 pin powered per row)
- Operating Temp Range:** -55°C to +125°C
- Contact Resistance:** 10 mΩ
- Insertion Depth:** Top Entry= (1,40 mm) .055" minimum Bottom Entry= (2,57 mm) .101" minimum (add board thickness for correct post OAL)
- Insertion Force:** (Single contact only) 1.8 oz (0,50 N) avg.
- Withdrawal Force:** (Single contact only) .6 oz (0,17 N) avg.
- Max Cycles:** 100 with 10µ" (0,25 µm) Au
- RoHS Compliant:** Yes

- Processing:** Lead-Free Solderable: Yes
- SMT Lead Coplanarity:** (0,10 mm) .004" max (02-25) (0,15 mm) .006" max (26-34) (0,20 mm) .008" max (35-50)

RECOGNITIONS

For complete scope of recognitions see www.samtec.com/quality



TAPE & REEL AVAILABILITY

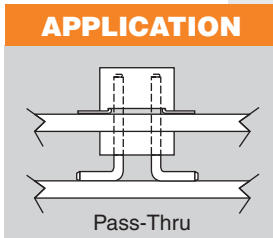
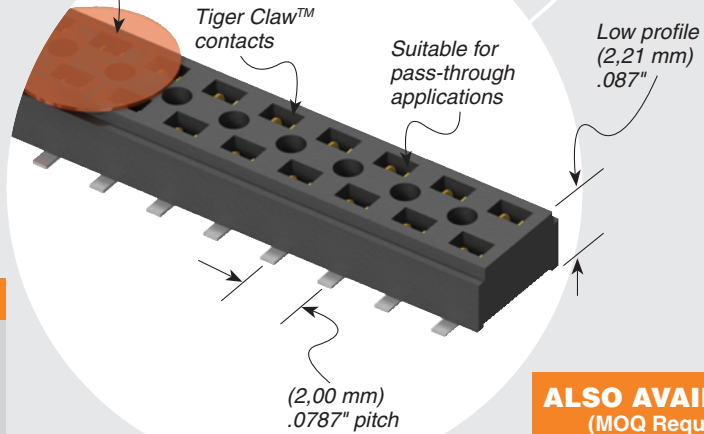
No tooling charges.
Minimum order is the lesser of a full reel quantity or 125 pieces.
Order any quantity above minimum.
In-house design, manufacture.
Quick turn-around.

Call Samtec for specifications and ordering information.

Mates with: TMM, TMMH, MTMM, MMT, TW, TSH



Available with optional Pick & Place Pads



ALSO AVAILABLE (MOQ Required)

- Other platings
- Contact Samtec.

CLT	1	NO. PINS PER ROW	LEAD STYLE	PLATING OPTION	D	OTHER OPTIONS
		02 thru 50	<ul style="list-style-type: none"> -01 = Through-hole -02 = Surface Mount -03 = Through-hole 	<ul style="list-style-type: none"> -F = Gold flash on contact, Matte Tin on tail -L = 10µ" (0,25 µm) Gold on contact, Matte Tin on tail -G = 10µ" (0,25 µm) Gold on contact, Gold flash on tail 		<p>All options require Style -02</p> <ul style="list-style-type: none"> -BE = Bottom Entry (Required for bottom entry applications) -A = Alignment Pin (3 positions minimum) Metal or plastic at Samtec's discretion -K = (5,00 mm) .197" DIA Polyimide Film Pick & Place Pad (04 thru 50 only) -P = Pick & Place Pad (4 positions minimum) (Not always necessary for auto placement.) -TR = Tape & Reel Packaging (36 positions max)

LEAD STYLE	A
-01	(2,16) .085
-03	(2,95) .116

Note: Some lengths, styles and options are non-standard, non-returnable.