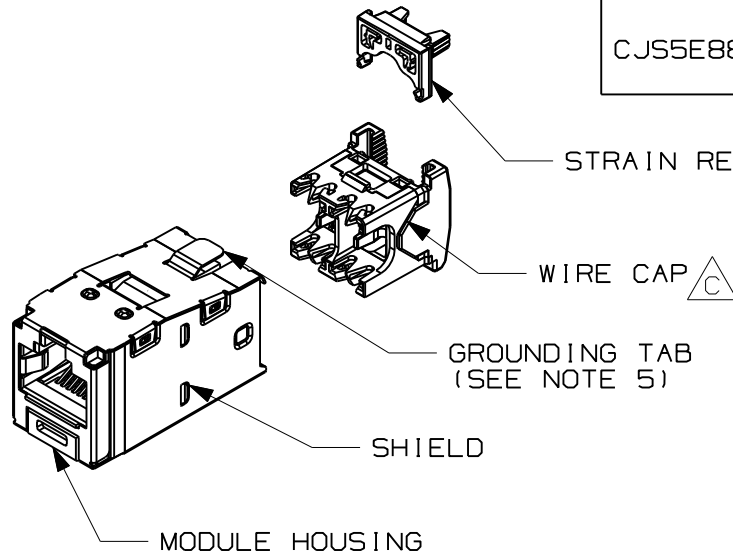
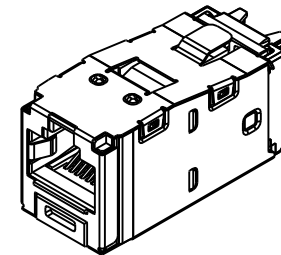
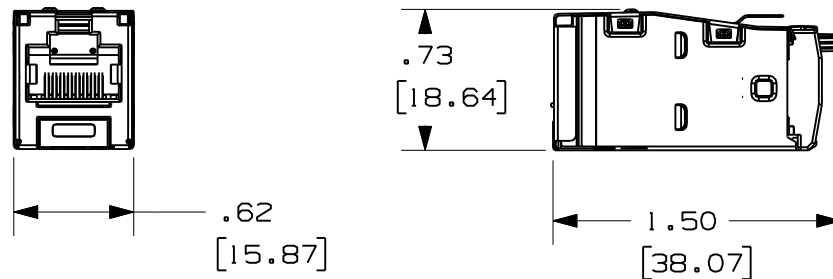


THIS COPY IS PROVIDED ON A RESTRICTED BASIS AND IS NOT TO BE USED IN ANY WAY DETRIMENTAL TO THE INTERESTS OF PANDUIT CORP.

PART #	DESCRIPTION	WEIGHT*
CJS5E88TGY	8 POSITION, 8 WIRE SHIELDED MODULE WITH INTEGRAL SHIELD. TERMINATION CAP IS COLOR CODED FOR T568A AND T568B WIRING SCHEMES.	3.314 LB/100 PCS (1503g/100 PCS)



- NOTES:
- RED WIRE CAP DESIGNATES CATEGORY 5E PERFORMANCE.
 - MATERIAL:
MODULE HOUSING-ABS
SHIELD-TIN PLATED OVER PHOS. BRONZE
WIRE CAP/CLIP - ZINC AND PC
 - ALL TX5e, 6 AND 6A 8 POSITION, 8 WIRE JACK MODULES ARE UNIVERSAL IN DESIGN. THEY ACCEPT SIX AND EIGHT POSITION MODULAR PLUGS WITHOUT DAMAGE.
 - DIMENSIONS IN PARENTHESES ARE IN METRIC.
 - .187 x .010" GROUNDING TAB PROVIDED AS OPTIONAL CONDUCTIVE PATH FOR GROUNDING.
- *WEIGHT IS APPROXIMATE



MODEL FILENAME	MO1874AI_10GTX_SHLD_ASSY_03	SIZE	A
DRAWING FILENAME	M02479NR_DC356_03B.prt		
TITLE	TX5e SHIELDED JACK MODULE CUSTOMER DRAWING		
	PANDUIT TM CORP. TINLEY PARK, ILL 60477	I.I. NUMBER	
		PRODUCT SPEC	
	THIRD ANGLE PROJECTION	WORK INSTRUCTION	
	ALL DIMENSIONS ARE GIVEN IN INCHES, UNLESS OTHERWISE SPECIFIED.	SCALE	FULL
	DIMENSIONAL TOLERANCES ARE: (.X) ± (.XXX) ± .010(.3) (.XX) ± .03(.8) ANGLES ±	PART NO.	CJS5E88TGY
DRAWN BY	AFW	REVIEW DRAWING NUMBERS	
DATE	3-11-06	DRAWING NO.	02479-356
CHK'D	CEF		

REV	DATE	BY	CHK	DESCRIPTION	ECN	R	CUST	SUP	OTH
2	4-09-07	MDJr		D. REVISED NOTE 3 TO ADD "6 AND 6A". C. REVISED CALL-OUT FOR WIRE CAP.	02479-356				
1	10-25-06	MDJr	NGM	B. REVISED NOTE 2 TO ADD SHIELD MAT. A. UPDATED MODEL TO REV 03.	02479-356	TRW	TRW		
R	3-11-06	AFW	CEF	ADDED Rohs COMPLIANT P/N	02479-356	CEF	CEF		

Mouser Electronics

Authorized Distributor

Click to View Pricing, Inventory, Delivery & Lifecycle Information:

[Panduit:](#)

[CJS5E88TGY-24](#)