




(1,00 mm) .0394"



CLM, MLE SERIES

# RUGGED RELIABLE MICRO SOCKETS

## SPECIFICATIONS

For complete specifications and recommended PCB layouts see [www.samtec.com?CLM](http://www.samtec.com?CLM) or [www.samtec.com?MLE](http://www.samtec.com?MLE)

**Insulator Material:**

Black LCP

**Contact Material:**

CLM: Phosphor Bronze  
MLE: BeCu

**Plating:**

CLM: Au or Sn over 50µ" (1,27 µm) Ni  
MLE: Au over 10µ" (0,25 µm) Ni

**Current Rating (CLM/FTM):**

2.8 A per pin (1 pin powered per row)

**Current Rating (MLE/FTM):**

2.9 A per pin (1 pin powered per row)

**Operating Temp Range:**

-55°C to +125°C

**Contact Resistance:**

CLM: 15 mΩ

**Max Cycles:**

CLM: 100 with 10µ" (0,25 µm) Au

**Voltage Rating:**

MLE: 310 VAC

**Insertion Depth:**

CLM: Top Entry = (1,40 mm) .055" min., Bottom Entry = (2,41 mm) .095" min.

(Add board thickness for correct post OAL)

MLE: (1,63 mm) .064" to (3,18 mm) .125" with (0,38 mm) .015" wiper, pass-through, or (2,44 mm) .096" minimum for bottom entry

**Insertion Force:**

CLM: 1.5 oz (0,42 N) average

MLE: 2.70 oz (0,75 N) average

**Normal Force:**

CLM: 40 grams (0,39 N) average

**Withdrawal Force:**

CLM: .75 oz (0,21 N) average

MLE: 0.50 oz (0,14 N) average

**RoHS Compliant:** Yes

**Lead-Free Solderable:** Yes

**SMT Lead Coplanarity:**

(0,10 mm) .004" max (02-25)

(0,15 mm) .006" max (26-50)

## RECOGNITIONS

For complete scope of recognitions see [www.samtec.com/quality](http://www.samtec.com/quality)

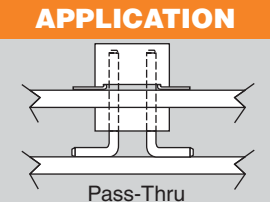
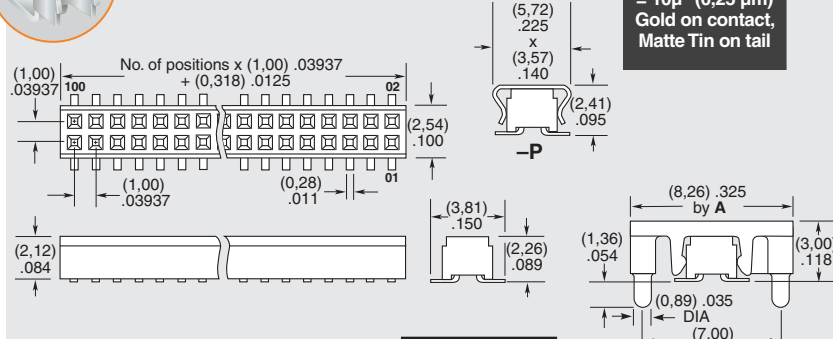


**Note:** Some lengths, styles and options are non-standard, non-returnable.



Mates with: FTM, FTMH, MW

02 thru 50



PIN/ROW	A
04-15	(3,56) .140
16-50	(7,11) .280

**-F**  
= Gold flash on contact, Matte Tin on tail

**-L**  
= 10µ" (0,25 µm) Gold on contact, Matte Tin on tail

**-BE**  
= Bottom Entry (Required for bottom entry)

**-K**  
= (3,50 mm) .138" DIA Polyimide film Pick & Place Pad (7 positions minimum)

**-P**  
= Pick & Place Pad (7 positions minimum)

**-PA**  
= Pick & Place Pad with integral Alignment Pin

**-TR**  
= Tape & Reel Packaging

**ALSO AVAILABLE (MOQ Required)**

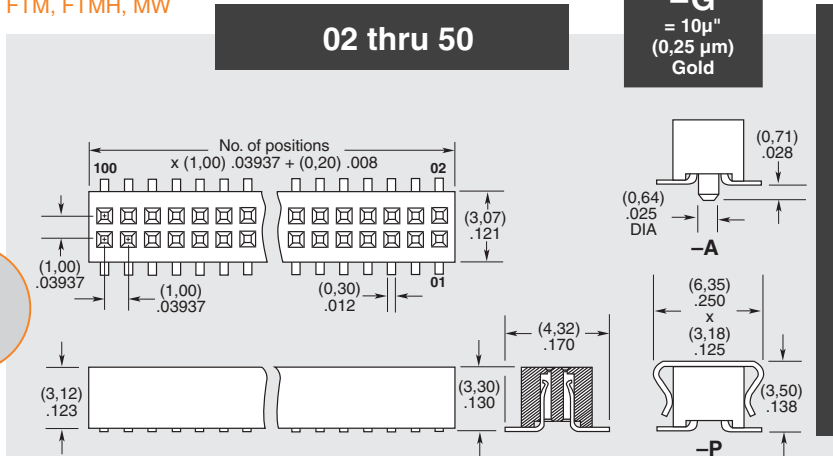
- Alignment pin
- Other Gold plating options

Contact Samtec.



Mates with: FTM, FTMH, MW

02 thru 50



**-G**  
= 10µ" (0,25 µm) Gold

**-A**  
= Alignment Pin (3 positions minimum) Metal or plastic at Samtec discretion.

**-K**  
= (4,00 mm) .1575" DIA Polyimide film Pick & Place Pad (5 positions minimum)

**-P**  
= Metal Pick & Place Pad (5 positions minimum)

**-TR**  
= Tape & Reel Packaging