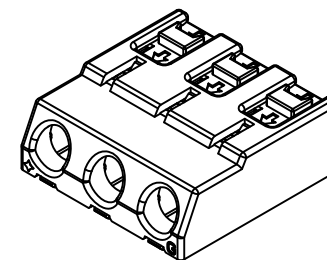
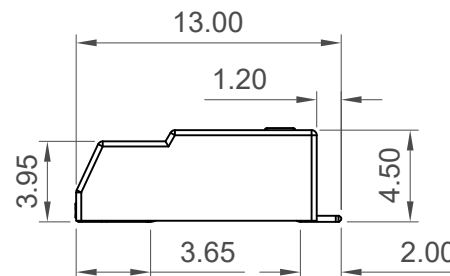
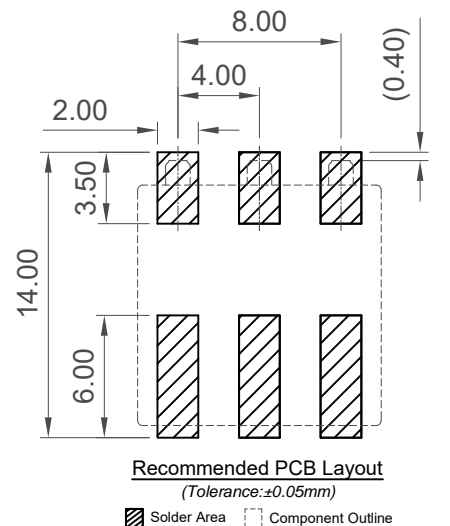


Ordering Grid

BJ302-XX-A Request Samples and Quotation

No. of Contacts: 01 to 03

Packing: A = Tape & Reel



Specifications 规格

Material 物料

Insulator & Cover 绝缘体: LCP, UL 94V-0, Natural
Contact 端子: Copper Alloy

Plating 电镀

Contact 端子: Tin over Nickel

Electrical 电气

Current Rating 电流额定值: 8 Amp max.
Voltage Rating 电压额定值: 50 V
Contact Resistance 接触电阻值: 10 mΩ max.
Insulation Resistance 绝缘电阻值: 1000 MΩ min.
Dielectric Withstand Voltage 耐电压: 1500 V AC





Mechanical & Environmental 机械 & 环境

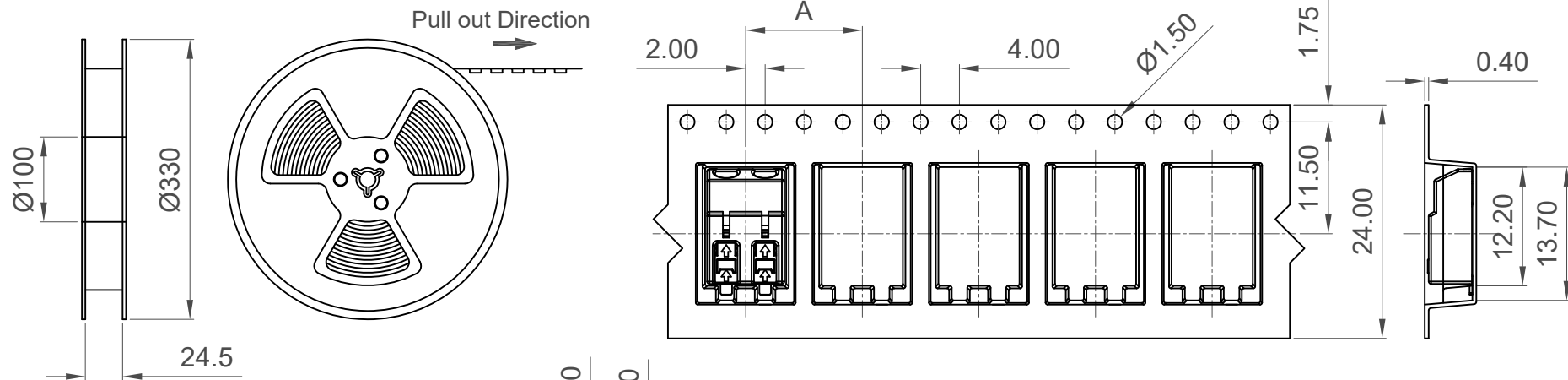
Operating Temperature 工作温度: -40°C to +105°C

Applicable Wire Range 适用线径规格:

Solid Wire 实心线: #24AWG to #18AWG
Stranded Wire 多股线: #22AWG to #20AWG
Max. Insulation OD 最大线径: Ø2.10mm

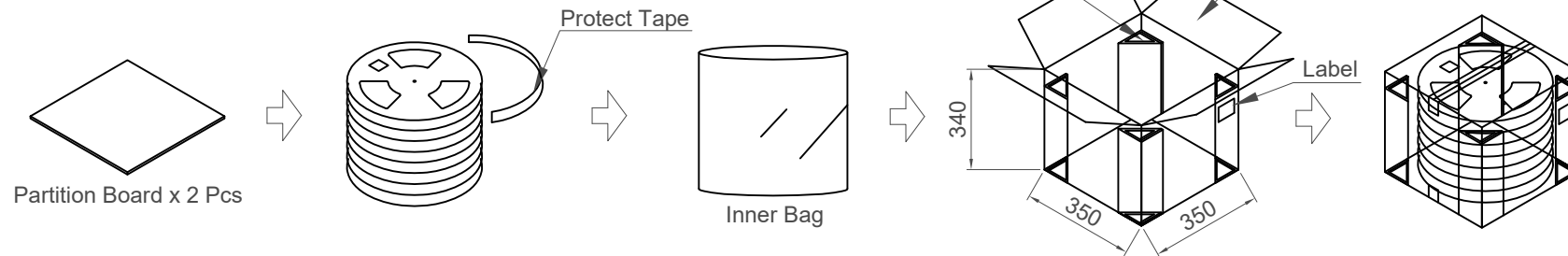
Note: Please see Product Specification document for more detailed information.

Part Number		Product Description				<div></div> <div>www.gct.co</div>			
BJ302		4.0mm Pitch, Surface Mount Wire Trap Connector							
Drawing Date									
18th January 2015									
By	AJO	Tolerances (Except as Noted)		Units:	<div></div> <div></div>	<div></div> <div>This drawing is confidential and copyright of Global Connector Technology, Ltd (GCT). This drawing must not be copied or disclosed without written consent. E & OE</div>	Not to Scale	Drawn By AJO	Sheet No 1/2
Detail	Drawing Release	Length	Angle	Metric (mm)					
Revision	A1	X.X ± 0.35							
Date	15/08/16	X.XX ± 0.25							







Notes

1. 10 Sprocket hole pitch cumulative tolerance ± 0.20
2. Carrier camber is within 1 mm in 250 mm
3. Material: Transparent conductive polystyrene alloy. (UP-5000)
4. All dimensions meet EIA-481-C requirements
5. Thickness: 0.40 ± 0.05 mm
6. Component load per 13" reel: 01 pins, 1500 Pcs
02 pins, 1000 Pcs
03 pins, 800 Pcs



Number of Contacts	Dimension			Packing Quantity			
	A	B0	B1	Part No.	Pcs/Reel	Reel/Carton	Pcs/Carton
BJ302-01-Y-A	8.00	4.35	1.60	BJ302-01-Y-A	1500	10	15,000
BJ302-02-Y-A	12.00	8.35	5.60	BJ302-02-Y-A	1000	10	10,000
BJ302-03-Y-A	16.00	12.35	9.60	BJ302-03-Y-A	800	10	8,000

Part Number			Product Description					<div> www.gct.co</div>				
BJ302			4.0mm Pitch, Surface Mount Wire Trap Connector									
Drawing Date												
15th January 2016												
By	AJO	Tolerances (Except as Noted)		Units:		<div></div>	<div></div>	<p>This drawing is confidential and copyright of Global Connector Technology, Ltd (GCT). This drawing must not be copied or disclosed without written consent. E & OE</p>				
Detail	Drawing Release	Length Angle		Metric (mm)								
Revision	A1			<div></div> 3rd Angle Projection								
Date	15/08/16	X.X ± 0.3 X.XX ± 0.2 X.XXX ± 0.1										
										Not to Scale	Drawn By AJO	Sheet No. 2/2

GCT
www.gct.co

Not to Scale
Drawn By
AJO
Sheet No.
2/2