



### Internal LVD 320 Terminator

DSUB 68-pin, HP, female.

LVD 320.

**AB LVD-320T** active



### Internal LVD 160 Terminator

DSUB 68-pin, HP, female.

LVD 160.

**AB LVD-160T** active



### Internal LVD 320 Terminator

IDC 68, female.

LVD/SE 320.

**AB INT320** active, LVD/SE

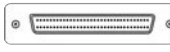


### Internal LVD 160 PASS THROUGH Terminator

IDC 68 female - IDC 68 male.

LVD/SE 320.

**AB INT320P** active, LVD/SE



### External LVD 320 Terminator, with LED

DSUB 68-pin, HP, male, screw.

LVD/SE 320 with LED, active.

**AB EXT320** active, LVD/SE



### External LVD SCSI Terminator, with LED

DSUB 68-pin, HP, male, screw.

Active.



**AB LVD-2** active



### Internal LVD SCSI Terminator

DSUB 68-pin, HP, female.

Active.

**AB LVD-3** active

# SCSI Terminators, Internal and External

## Internal SCSI 3 Terminator, active

DSUB 68, HP, female.

Single-ended, active.




**AB 774** active

## Internal SCSI 3 PASS-TROUGH-Terminator, active

DSUB 68-pin, HP, female ↔ DSUB 68-pin, HP, male

Single-ended, active.



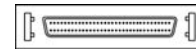
**AB 774MF** active

## External SCSI 3 Terminator

DSUB 68, HP, male.

Clip.

Single ended.




**AB 795** active

## External SCSI 3 Terminator

DSUB 68, HP, male.

Screw.

Single ended.



**AB 796-A/L** active,LED

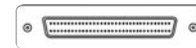
## External SCSI 3 Terminator

DSUB 68, HP, male.

Screw.

**AB 7846-A** = CENT 68, HP, male

Single ended.



**AB 7846-A** active,LED

## Internal SCSI 2 Terminator

50-pin, SP, Box header.

Single-ended.



**AB 770** active

## Internal SCSI 2 PASS-THROUGH-Terminator

50-pin, SP, box header ↔ 50-pin, SP, socket connector

Single-ended.




**AB 772** active

## External SCSI 2 Terminator

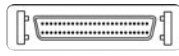
DSUB 50, HP, male.

Clip.

Single-ended.



**AB 790** active




### External SCSI 2 Terminator, with LED

DSUB 50, HP, male.  
Clip.

Single ended.

AB 790-A/L

active



### External SCSI 1 Terminator

CENT 50, SP, male.  
Clamp.

Single-ended.



AB 784

active




### External SCSI 1 Terminator

DSUB 25, SP, male.  
Screw.

Single-ended, active.

AB 780

active

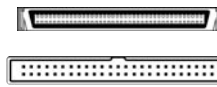


### External Very High Density SCSI Adapter

DSUB 68, HP, female ↔ CENT 68, VHD 0,8 mm,  
male  
Clip Block Screw

AB 08-2

active



### SCA Adapter, Internal

Internal 1: SCA CENT 80-pin, HP, female  
Internal 2: 50-pin box header

With 4-pin power supply plug and ID connector.

AB SCA-1

active



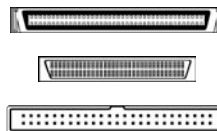
### SCA Adapter, Internal

Internal 1: SCA CENT 80-pin, HP, female  
Internal 2: DSUB 68-pin, HP, female

With 4-pin power supply plug and ID connector.

AB SCA-2

active



### SCA MULTI Adapter, Internal, with Termination

Internal 1: SCA CENT 80-pin, HP, female  
Internal 2: 50-pin box header  
Internal 3: DSUB 68-pin, HP, female

With 4-pin power supply plug and ID connector.

AB SCA-3

active



### SCA Adapter, Internal, with LVD / SE Termination

Internal 1: SCA CENT 80-pin, HP, female  
Internal 2: DSUB 68-pin, HP, female

With 4-pin power supply plug and ID connector, LVD / SE.

AB SCA-2LVD

active

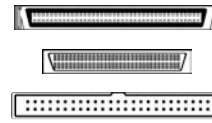
# SCA and SCSI Adapters

## SCA, LVD / SE Adapter, Internal, with LVD / SE Termination

Internal 1: SCA CENT 80-pin, HP, female  
 Internal 2: 50-pin box header  
 Internal 3: DSUB 68-pin, HP, female

With 4-pin power supply plug and ID connector, LVD / SE.

AB SCA-3LVD active



## SCA 2, LVD 160 Adapter Internal, with LVD / SE Termination

SCA 2, 80-pin, female to IDC 68, female.  
 With 4-pin power supply plug and ID connector.

LVD / SE.

AB SCA-160 active


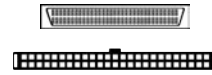


## Internal SCSI Adapter

50-pin socket connector, SP ↔ DSUB 68-pin, HP, female.

PCB version.

AB 845

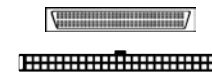


## Internal Mini SCSI Adapter

50-pin socket connector, SP ↔ DSUB 68-pin, HP, female

Molded version.

AB 845/MOLDED

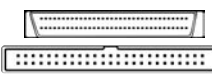


## Internal Mini SCSI Adapter

50-pin box header, SP ↔ DSUB 68-pin, HP, male

Molded mini version.

AB 844/MOLDED

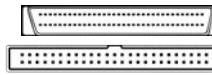


## Internal Mini SCSI Adapter, in Plastic Housing, Angled 90°, Terminated

50-pin box header, SP ↔ DSUB 68-pin, HP, male

With active termination for "high bits", 90° angled version.

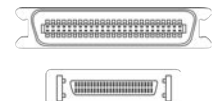
AB 844/TERM active



## External SCSI 1 ↔ SCSI 2 Adapter

CENT, 50, SP, male ↔ DSUB 50, HP, female clip

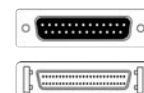
AB 874



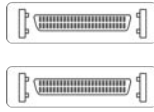
## External SCSI 1 ↔ SCSI 2 Adapter

DSUB 25, SP, female ↔ DSUB 50, HP, male clip

AB 876



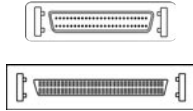




### External SCSI 2 ⇔ SCSI 2 Adapter

DSUB 50, HP, female ⇔ DSUB 50, HP, female clip

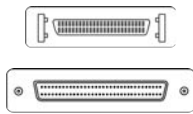
AB 871



### External SCSI 2 ⇔ SCSI 3 Adapter

DSUB 50, HP, male ⇔ DSUB 68, HP, female Clip Block

AB 885-M/F

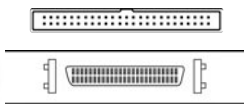


### External SCSI 2 ⇔ SCSI 3 Adapter

DSUB 50, HP, female ⇔ DSUB 68, HP, male clip block screw



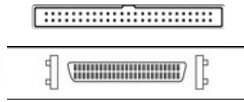
AB 885-F/M



### SCSI Adapter Internal ⇔ External, on Slot Bracket

Internal: 50-pin box header, SP  
⇔  
External: DSUB 50-pin, HP, female on slot bracket clip fastening

AB 848



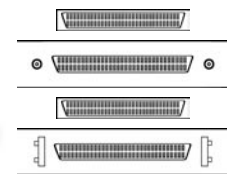
### SCSI Adapter Internal ⇔ External, on Slot Bracket

Internal: 50-pin box header, SP  
⇔  
External: DSUB 50-pin, HP, female on slot bracket clip fastening

With active terminator.

AB 847/TERM

aktiv





### SCSI Adapter, Internal ⇔ External, on Slot Bracket

**AB 842:** Internal: DSUB 68-pin, HP, female  
External: DSUB 68-pin, HP, female slot bracket, screw fastening

**AB 843:** Internal: DSUB 68-pin, HP, female  
External: DSUB 68-pin, HP, female, slot bracket, clip fastening

AB 842

AB 843



### SCSI UW Adapter Internal ⇔ External, on Slot Bracket, with SCSI UW Cable Extension

Internal: DSUB 68-pin, HP, female with 30 cm SCSI UW cable  
⇔  
External: DSUB 68-pin, HP, female on slot bracket

AB LVDIE