

Series A5000 & Series CB5000
Single Row Terminal Blocks

SPECIFICATIONS

- Rating:** 10A, 300V*
- Center Spacing:** 0.250" (6.35mm)
- Wire Range:** #18-30 AWG Cu
- Screw Size:** #3-48 zinc-plated phillips SEMS screws, wire-ready standard
- Torque Rating:** 4 lb-in.
- Distance Between Barriers:** 0.20" (5.08mm)
- Recommended PCB Hole Diameter:** 0.062" (1.57mm)
- Operating Temperature:** 105°C (221°F) max., -40°C (-40°F) min.
- Molded Material:** Black, UL Rated 94V0 Thermoplastic
- Breakdown Voltage:** 1600V rms
- Agency Information:** UL File E62622; CE Certified

* Max. rating shown; some options may be rated lower – consult factory.

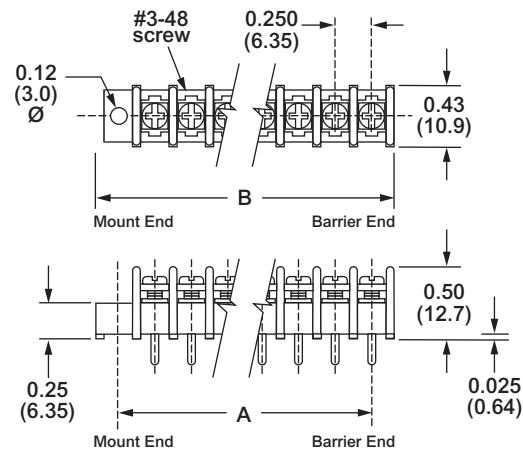


Poles	MOUNTING ENDS		BARRIER ENDS	
	A Mount Centers	B Overall Length	A Pole Centers	B Overall Length
02	0.75	1.06	0.25	0.56
03	1.00	1.31	0.50	0.81
04	1.25	1.56	0.75	1.06
05	1.50	1.81	1.00	1.31
06	1.75	2.06	1.25	1.56
07	2.00	2.31	1.50	1.81
08	2.25	2.56	1.75	2.06
09	2.50	2.81	2.00	2.31
10	2.75	3.06	2.25	2.56
11	3.00	3.31	2.50	2.81
12	3.25	3.56	2.75	3.06
13	3.50	3.81	3.00	3.31
14	3.75	4.06	3.25	3.56
15	4.00	4.31	3.50	3.81
16	4.25	4.56	3.75	4.06
17	4.50	4.81	4.00	4.31
18	4.75	5.06	4.25	4.56
19	5.00	5.31	4.50	4.81
20	5.25	5.56	4.75	5.06
21	5.50	5.81	5.00	5.31
22	5.75	6.06	5.25	5.56
23	6.00	6.31	5.50	5.81
24	6.25	6.56	5.75	6.06
25	6.50	6.81	6.00	6.31
26	6.75	7.06	6.25	6.56
27	7.00	7.31	6.50	6.81
28	7.25	7.56	6.75	7.06
29	-	-	7.00	7.31
30	-	-	7.25	7.56

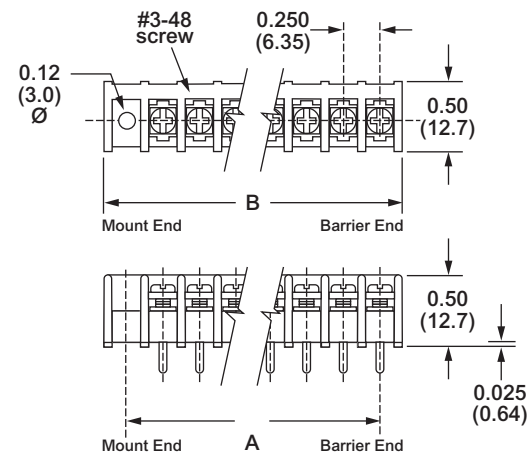
* Dimensions in inches. To convert to millimeters, multiply by 25.4.

Dimensions - in (mm)

A5000 Series



CB5000 Series



Part Numbering System

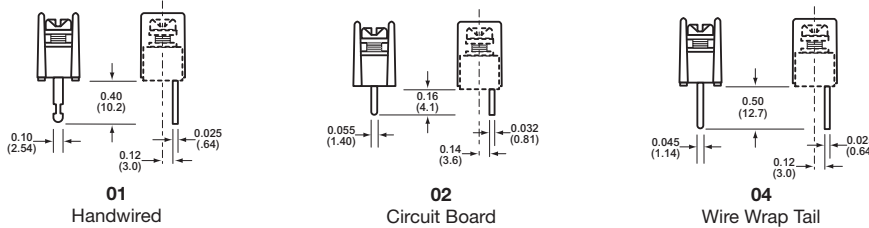
Series	Terminal Style	Base/End	Poles	Screw Options	Options
A5					
CB5				07	
A5 - standard barrier CB5 - closed back	01* - handwired 02 - printed circuit 04 - wire wrap tail	1 - mount end 2 - barrier end	02 to 30 02 to 28 on mount end base	07 - steel SEMS std. wire ready	C1 to C8 - 0.110" QC L1 to L6 marking options (pg 27) MP - mounting plate 0.120" dia OJ** - over barrier jumper

*Only available with mount end base style on A5 Series

**Contact factory for configuration

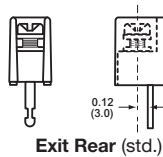
Terminal Styles

Inches (Millimeters)

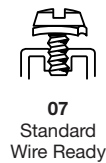


CB5 Terminal Exit Options

Inches (Millimeters)



Screw Options Wire ready screws standard on all terminal styles (Bulk ordering part numbers are in parentheses)





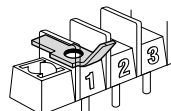
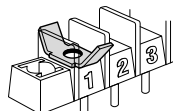
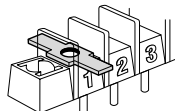
Hardware Options (Bulk ordering part numbers are in parentheses)

Inches (Millimeters)

Jumpers



Quick Connects Blade Width 0.110" (For other orientations, contact factory.)



* N/A on CB5 Series.