



-1. Wrenches





-1.1. ADJUSTABLE WRENCHES

- Adjustable wrenches developed according to the scientific ERGO™ process
- Special adjustable wrenches with extra wide jaw opening
- Standards: ISO 6787, DIN 3117, ASME B107.8M - 2003 and BS 6333
- High performance alloy steel
- Comfortable non slip thermoplastic grip handle
- Scale in mm for pre adjusting and accurate measurement
- The jaw does not fall out even at maximum opening of the wrench
- Wider opening jaw and shorter handle than a standard wrench
- Head combines slimness for accessibility with strength for performance
- Left-handed screw
- Black finish, precision-hardened and anti-corrosion treated

90 series

9029-9035



|  |  |  | A mm | B mm | C mm | D mm |  |
|--|---|---|---------|---------|---------|---------|---|
| 9029 | 7314153010612 | 5 | 170 | 32 | 5 | 12 | 220 |
| 9031 | 7314150110988 | 5 | 218 | 38 | 6 | 13 | 340 |
| 9033 | 7314150181414 | 5 | 270 | 46.5 | 8 | 18 | 525 |
| 9035 | 7314150181421 | 5 | 324 | 55.6 | 9.5 | 21.5 | 825 |

