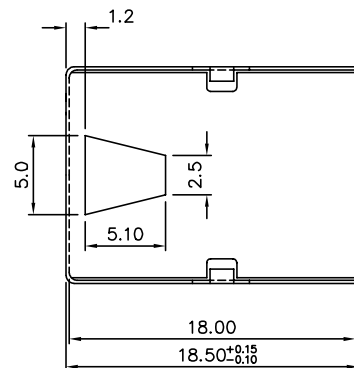


RECOMMENDED PANEL CUT-OUT

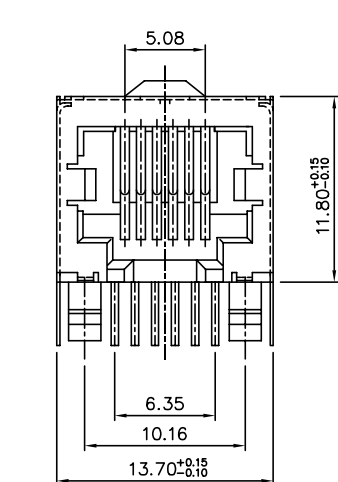


PRODUCT NO	NUMBER OF POS.	LOADED POSITION	HSG COLOR	PLATING
61885-0661	6	ALL POS.	BLACK	5u" Au + high performance lubricant
61885-0641		2,3,4,5		
61885-0621		3,4		
61885-0661LF		ALL POS.		
61885-0641LF		2,3,4,5		
61885-0621LF		3,4		

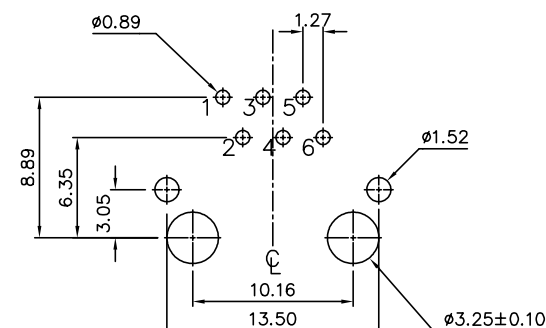
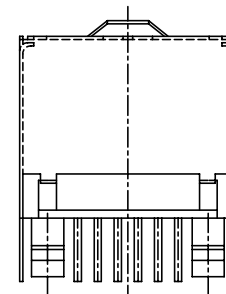
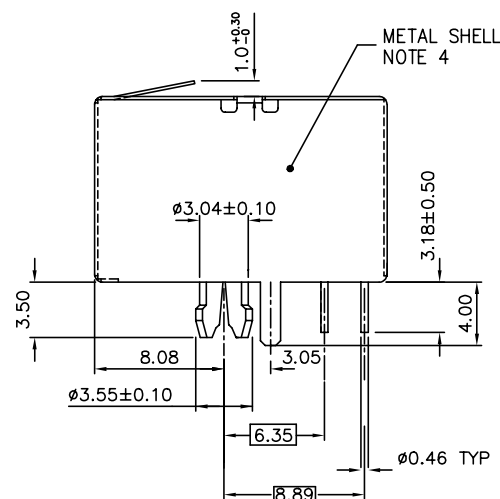
LEAD FREE PRODUCT NO.

## NOTES:

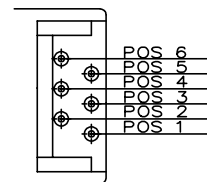
1. RECOMMENDED P.C.B. THICKNESS 1.60 MM
2. HOUSING MAT'L: NYLON 66, 25% GLASS REINFORCED, COLOR: SEE TABLE
3. CONTACTS: PHOS BRONZE ALLOY UNS-C51000, Ø 0.460 ROUND WIRE, PLATING SEE TABLE.
- ④ METAL SHELL MATERIAL:  
COPPER ALLOY, 0.20MM THICK.  
FINISH: FOR 61885-XXXX TIN-LEAD 100 u" THICK .  
FOR 61885-XXXXLF PURE TIN 80 u" THICK .
5. PACKAGING PER GES-14-361, USING TUBE
6. IF LF P/N THE PRODUCT MEETS EUROPEAN UNION DIRECTIVES AND OTHER COUNTRY REGULATIONS AS DESCRIBED INS GS-22-008
7. IF LF P/N THE HOUSING WILL WITHSTAND EXPOSURE TO 260° PEAK TEMPERATURE FOR 10 SECONDS IN A WAVE SOLDER APPLICATION WITH A 1.60mm MINIMUM THICK CIRCUIT BOARD
8. IF LF P/N PACKAGONG MEETS GS-14-920 SPECIFICATION



RECOMMENDED P.C.B. LAOUT



POS. NO. CONFIGURATION



mat'l. code				surface	tolerance	projection	product family
ISO1302				ISO1101	ISO406	mm	MOD JACK
tolerances unless otherwise specified				title			
C	T80510	MW	11/18/98	angle	0.X±0.3	mm	LOW PROFILE PCB III 6 POS
D	T03-0443	WL	10/06/03	0°±2'	0.XX±0.15	scale 2.0	MOD JACK, FULLY SHIELDED
E	N04-0125	YS	12/15/04	0°±2'	0.XXX±0.05	scale 2.0	MOD JACK, FULLY SHIELDED
F	ELX-N-011021	SH MM	03/25/12	dr	C M HSU	03/27/97	dwg no
				engr	TONY CHIEN	03/27/97	sheet 1 of 1
				chr	TONY CHIEN	03/27/97	size
				appd	JENN TSAO	03/27/97	A4
sheet				revision	F		type
index				sheet	1		Product Customer Drawing

# Mouser Electronics

Authorized Distributor

Click to View Pricing, Inventory, Delivery & Lifecycle Information:

[FCI / Amphenol:](#)

[61885-0641LF](#)