

PRODUCT NUMBER

54102 - X XX - XX - XXX X LF

LEAD FREE
NOTE 12 & 13

RETENTION
R= RETENTIVE LEG, SEE NOTES 5 & 7

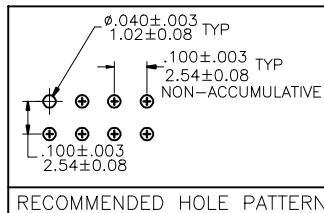
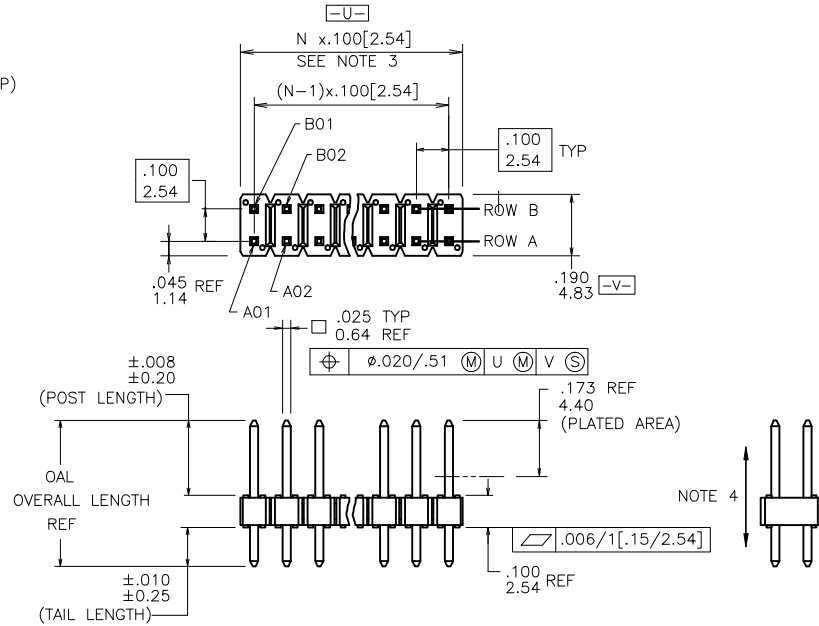
POLARIZATION SEE NOTES 7 & 8

BERGSTIK
POSITIONS PER ROW, 01 to 36
SEE NOTE 10

BERGSTRIK
POSITIONS PER REEL, 00=45,000 (BERGSTRIK)
PIN STYLES 6,8,10,30 & 32 ONLY.

PIN STYLE	POST	TAIL	OAL
05	0.230/5.84	0.095/2.41	0.425/10.80
06	0.230/5.84	0.110/2.79	0.440/11.18
08	0.230/5.84	0.120/3.05	0.450/11.43
10	0.230/5.84	0.150/3.81	0.480/12.19
12	0.230/5.84	0.300/7.62	0.630/16.00
30	0.318/8.08	0.120/3.05	0.538/13.67
32	0.318/8.08	0.150/3.81	0.568/14.43
34	0.318/8.08	0.212/5.38	0.630/16.00

PLATING:
S=15u"/0.38um GOLD ON CONTACT AREA
100u"/2.54um TIN ON TAIL (NOTE 16)
G=30u"/0.76um GOLD ON CONTACT AREA
100u"/2.54um TIN ON TAIL (NOTE 16)
T=100-160u"/2.54-4.06um TIN ON CONTACT AREA
AND ON TAIL (SEE NOTE 11 & 15).



mat'l. code SEE NOTES 1 & 2	surface ISO 1302	tolerance ISO 1101	projection ISO 1101	product family BERGSTIK
ltr L M06-0268 MHT 7/17/06	tolerances unless otherwise specified	linear XX±.01/0.3	INCH/MM	title .100 UNSHROUDED HDR. D/R THRU HOLE
M M06-0346 MHT 9/04/06	angles	XXX±.006/XX±0.13	scale 1:1	dwg no 54102
N M07-0247 AGS 5/28/07	0'±2'	XXXX±.0020/XXX±0.05		sheet 1 of 2 size A3
P M07-0337 MHT 7/23/07	dr	D.INGRAM 05/16/99		type Product Customer Drawing
R M08-0237 MHT 8/25/08	engr	H.SUNDY 07/21/99		
S M08-0279 MHT 9/30/08	chr	H.SUNDY 07/21/99		
T M09-0090 MHT 6/19/09	appd	H.SUNDY 07/21/99		
sheet index	revision sheet	T T 1 2		



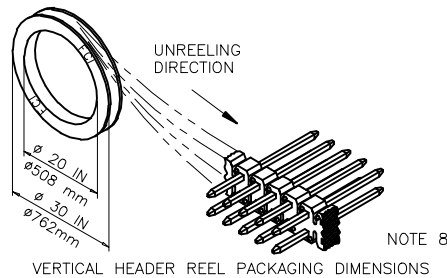
Copyright FCI

NOTES:

- ① BERGSTIK /BERGSTRIIP HOUSING MAT'L: HIGH TEMPERATURE THERMOPLASTIC. UL94V-0 COLOR: BLACK OR MINERAL FILLED LCP FLAME RETARDENT PER UL-94V-0. COLOR: BLACK.
- ② PIN MATERIAL: PHOSPHOR-BRONZE
- ③ TO DETERMINE DIMENSIONS:
N = NUMBER OF POSITIONS PER ROW. EXAMPLE: 10 POS., N x .100[2.54]=1.00[25.40].
- ④ 2LBS/0.9KG MIN. PIN RETENTION IN EITHER DIRECTION
- ⑤ RETENTIVE LEG APPLICABLE TO TAIL LENGTH OF .120/3.05 ONLY. RETENTION IS APPLIED TO TWO PINS PER PART, ADJACENT TO ONE ANOTHER. 5lb/2.3kg MAX. INSERTION FORCE AND .25lb/1kg MIN RETENTION FORCE PER RETENTIVE PIN USING .062/1.57 THICK CIRCUIT BOARD AND RECOMMENDED HOLE PATTERN. RETENTIVE LOCATION AT THE DISCRETION OF THE MANUF. OMIT FROM PRODUCT NUMBER IF FEATURE IS NOT APPLICABLE.
- ⑥ BERGSTIK PACKAGED IN POLY BAGS. BERGSTRIIP PACKAGED PER REEL.
- ⑦ POLARIZATION AND RETENTION NOT APPLICABLE TO BERGSTRIIP.
- ⑧ FOR POLARIZATION SPECIFY POSITION NUMBER (i.e.. A03=ROW A POS. 3) TO OMIT PIN. OMIT FROM PRODUCT NUMBER IF FEATURE IS NOT APPLICABLE.
- ⑨ UNDERPLATING: 50μ"/1.27μm Ni.
- ⑩ POSITIONS PER ROW 37 TO 50 CAN BE PRODUCED, BUT FLATNESS AND CURVATURE MAY NOT BE HELD TO PRINT SPECIFICATION.
- ⑪ PIN TIPS ON TIN PLATED PRODUCT MAY HAVE BARE METAL ON TWO SIDES, BOTH ENDS.
- ⑫ PART NUMBERS WITH "LF" AT THE END ARE LEAD FREE.
- ⑬ THIS PRODUCT MEETS EUROPEAN UNION DIRECTIVES AND OTHER COUNTRY REGULATION AS DESCRIBED IN GS-22-008.
- 14. THE HOUSING WILL WITHSTAND EXPOSURE TO 260°C PEAK TEMPERATURE FOR 20 SECONDS IN A CONVECTION, INFRA-RED OR VAPOR PHASE REFLOW OVEN. SEE APPLICATION NOTES/PROCEDURES IF THEY ARE AVAILABLE OR FOR 15 SECONDS IN A WAVE SOLDER APPLICATION WITH A 1.5mm MINIMUM THICK CIRCUIT BOARD.
- ⑮ "THIS PRODUCT HAS 100% PURE TIN PLATING IN THE INTERFACE AND HAS NOT BEEN TESTED FOR WHISKER GROWTH IN ALL INTERCONNECT ENVIRONMENTS."
- ⑯ PLATING OPTIONS:
MAY BE EITHER GOLD OR GXT PLATED AT MANUFACTURER'S OPTION.

Cross Reference

CORE RANGE	EXTENDED RANGE
77313-101-XXLF	54102-G05XXLF
77313-801-XXLF	54102-S05XXLF
77313-118-XXLF	54102-G08XXLF
77313-818-XXLF	54102-S08XXLF



mat'l code		surface	ISO 1302	tolerance	ISO 406	projection	product family	BERGSTIK
ltr	ecr no	dr	date	tolerances unless otherwise specified		 INCH/MM	title	
T				angles	linear		.100 UNSHROUDED HDR. D/R THRU HOLE	
				0° ± 2'		scale	1:1	
		dr	D.INGRAM	05/16/99			dwg no	sheet 2 of 2 size
		enr	H.SUNDY	07/21/99			54102	A3
		chr	H.SUNDY	07/21/99			type Product Customer Drawing	
		appd	H.SUNDY	07/21/99				
sheet index	revision sheet							

FCJconnect.com
 Copyright FCJ

Mouser Electronics

Authorized Distributor

Click to View Pricing, Inventory, Delivery & Lifecycle Information:

FCI:

[54102-S08-05](#) [54102-S08-07](#) [54102-S30-00](#) [54102-S30-05](#) [54102-T05-00](#) [54102-T30-00](#) [54102-G32-00](#) [54102-T10-08](#) [54102-S08-00](#) [54102-T08-09](#) [54102-T10-20](#) [54102-T30-01](#) [54102-T30-03](#) [54102-T30-05](#) [54102-S0805B03LF](#) [54102-G0600LF](#) [54102-S3000LF](#) [54102-G1000LF](#) [54102-S08-12](#) [54102-S3008LF](#) [54102-G05-00](#) [54102-G06-00](#) [54102-G08-00](#) [54102-G08-18](#) [54102-G08-19](#) [54102-G08-21](#) [54102-G08-23](#) [54102-G08-26](#) [54102-G08-28](#) [54102-G08-29](#) [54102-G08-30](#) [54102-G08-31](#) [54102-G08-32](#) [54102-G08-33](#) [54102-G08-35](#) [54102-G10-00](#) [54102-G30-05](#) [54102-G30-17](#) [54102-G30-18](#) [54102-G30-19](#) [54102-G30-21](#) [54102-G30-22](#) [54102-G30-23](#) [54102-G30-24](#) [54102-G30-26](#) [54102-G30-27](#) [54102-G30-28](#) [54102-G30-29](#) [54102-G30-30](#) [54102-G30-31](#) [54102-G30-32](#) [54102-G30-33](#) [54102-G30-34](#) [54102-G30-35](#) [54102-S05-00](#) [54102-S06-00](#) [54102-S08-03](#) [54102-S08-21](#) [54102-S08-22](#) [54102-S08-23](#) [54102-S08-24](#) [54102-S08-27](#) [54102-S08-28](#) [54102-S08-29](#) [54102-S08-31](#) [54102-S08-33](#) [54102-S08-35](#) [54102-S10-00](#) [54102-S30-21](#) [54102-S30-22](#) [54102-S30-23](#) [54102-S30-24](#) [54102-S30-26](#) [54102-S30-27](#) [54102-S30-28](#) [54102-S30-29](#) [54102-S30-30](#) [54102-S30-31](#) [54102-S30-32](#) [54102-S30-33](#) [54102-S30-34](#) [54102-S30-35](#) [54102-T06-05](#) [54102-T06-07](#) [54102-T06-08](#) [54102-T06-12](#) [54102-T06-15](#) [54102-T06-16](#) [54102-T06-17](#) [54102-T06-18](#) [54102-T06-19](#) [54102-T06-20](#) [54102-T06-24](#) [54102-T06-26](#) [54102-T06-27](#) [54102-T06-28](#) [54102-T06-29](#) [54102-T06-30](#) [54102-T06-31](#) [54102-T06-32](#)