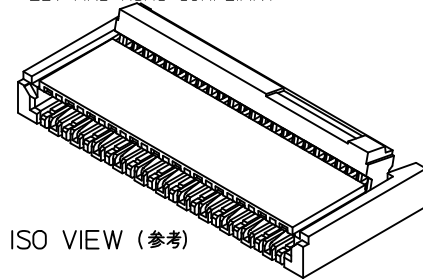


注記 NOTES

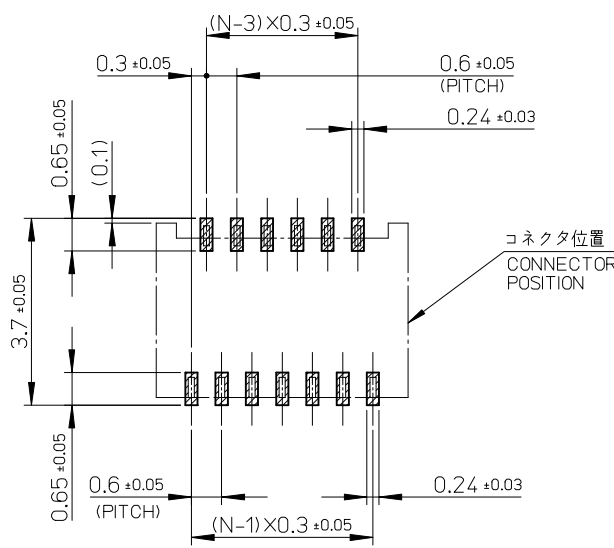
- 使用材料 MATERIALS
 ハウジング : 液晶ポリマー (LCP)、ガラス充填、UL94 V-0、ナチュラル (白色系)
 アクチュエータ: ポリアミド (PA)、ガラス充填、UL94 HB、黒色
 奇数端子 : リン青銅 t=0.12mm
 偶数端子 : リン青銅 t=0.12mm
 HOUSING : LIQUID CRYSTAL POLYMER (LCP)、GLASS FILLED、UL94 V-0、NATURAL (WHITE) BLACK
 ACTUATOR : POLYAMIDE (PA)、GLASS FILLED、UL94 HB、BLACK
 ODD TERMINAL : PHOSPHOR BRONZE t=0.12mm
 EVEN TERMINAL : PHOSPHOR BRONZE t=0.12mm
- メッキ仕様 PLATING
 端子 TERMINAL
 テール部 : 金メッキ
 接点部 : 金メッキ 0.1μm以上
 下地 : ニッケルメッキ 1.0μm以上
 TAIL AREA : Gold PLATING
 CONTACT AREA : Gold PLATING 0.1μm MINIMUM
 UNDER PLATING : Nickel PLATING 1.0μm MINIMUM
- 端子の平坦度は0.1mm以下とする
 COPLANALITY OF SOLDER TAILS: 0.1mmMAX.
- ELV及びRoHS適合品
 ELV AND RoHS COMPLIANT



18.6	17.4	18.0	19.4	504740-6100	61
15.6	14.4	15.0	16.4	504740-5100	51
13.8	12.6	13.2	14.6	504740-4500	45
12.6	11.4	12.0	13.4	504740-4100	41
12.0	10.8	11.4	12.8	504740-3900	39
10.2	9.0	9.6	11.0	504740-3300	33
7.2	6.0	6.6	8.0	504740-2300	23
6.0	4.8	5.4	6.8	504740-1900	19
D	C	B	A	EMBOSSED TAPE	CIRCUITS
				ORDER NO. オーダー番号	

CONNECTOR SERIES NO. 504740-***00

REVISED EC NO: J2014-1556 DRWN: TONO 2014/04/15 CHKD: HIJIMA 2014/04/15 APPR: YNOGAWA 2014/08/01 REV A	GENERAL TOLERANCES (UNLESS SPECIFIED)		DIMENSION STYLE MM ONLY		SCALE _____	DESIGN UNITS METRIC	THIRD ANGLE PROJECTION
	10 UNDER	±0.2	DRAWN BY	DATE	TITLE		
	10 OVER 30 UNDER	±0.25	TONO	2013/07/17	0.3 FPC CONN. BACK FLIP HGT=0.95MM HOUSING ASSY		
	30 OVER	±0.3	CHECKED BY	DATE			
ANGULAR ±1 °		HIJIMA	2013/07/17	molex			
DRAFT WHERE APPLICABLE MUST REMAIN WITHIN DIMENSIONS		APPROVED BY	DATE				
		YNOGAWA	2014/03/05	MATERIAL NO.		DOCUMENT NO.	SHEET NO.
		504740-***00		504740-***00		SD-504740-001	1 OF 2
		THIS DRAWING CONTAINS INFORMATION THAT IS PROPRIETARY TO MOLEX INCORPORATED AND SHOULD NOT BE USED WITHOUT WRITTEN PERMISSION					



参照基板レイアウト(マウント面)

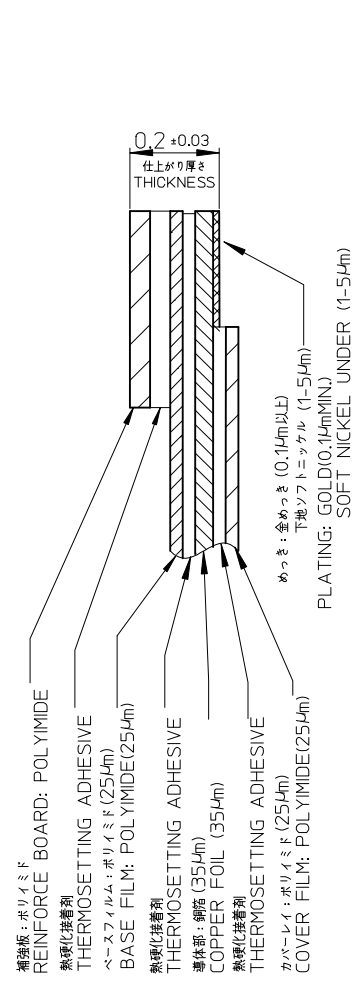
P.W.BOARD PATTERN
DIM.(REF)

推奨メタルマスク厚さ : 0.1mm

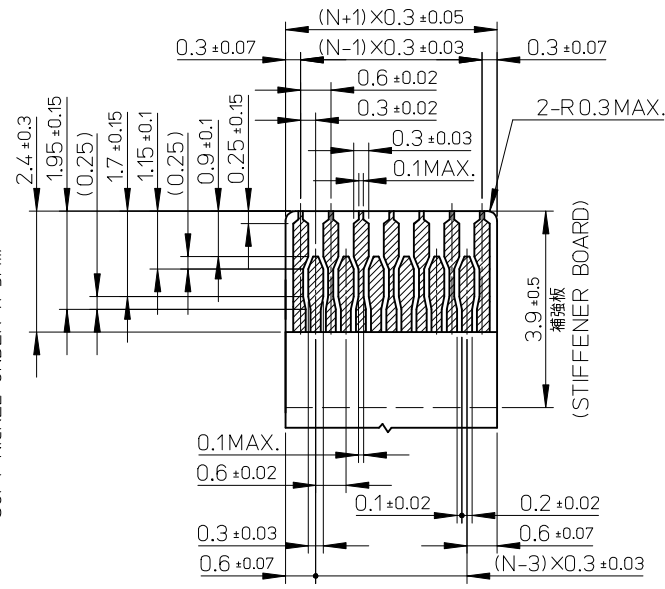
RECOMMENDED METAL MASK THICKNESS : 0.1mm

推奨開口率 : 80%

APERTURE RATE : 80%



FPC構成推奨仕様
STRUCTURE OF FPC



適合FPC推奨寸法

(仕上がり厚さ : 0.20 ± 0.03)

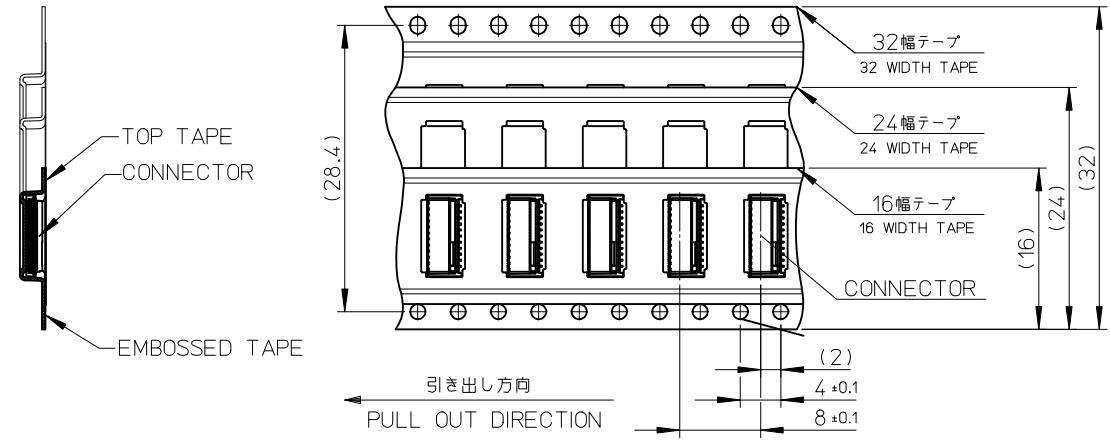
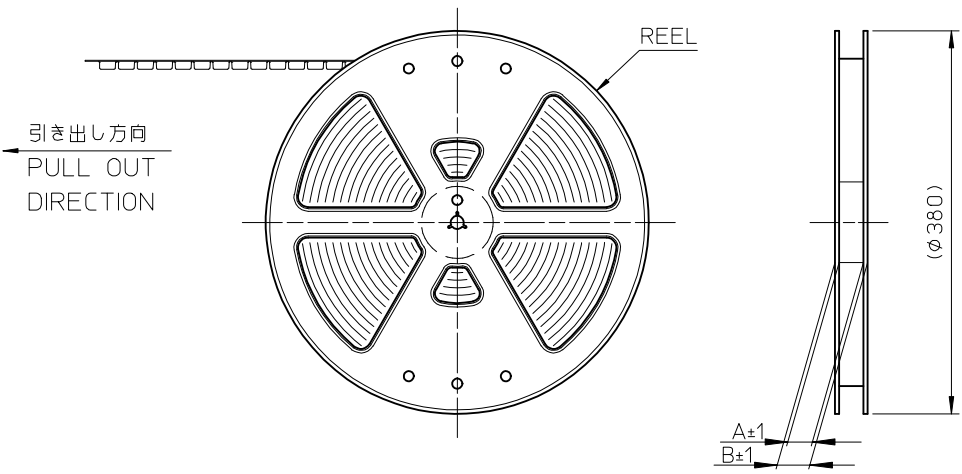
APPLY FPC RECOMMENDED DIM.
(THICKNESS : 0.20 ± 0.03)

FPCについて (ABOUT FPC)

抜き方向は、導体側から補強版側を推奨致します。
補強板材質はポリイミド、接着剤は熱硬化接着剤を推奨します。
尚、接着剤の接点部への付着は導通不良の原因になりますので、染み出しが無い様、お願い致します。
RECOMMENDED PUNCHER DIRECTION:
FROM CONDUCTOR SIDE TO STIFFENER BOARD SIDE.
RECOMMENDED MATERIAL:
STIFFENER BOARD: POLYIMIDE
BONDING AGENT: THERMOSETTING AGENT
PLEASE PUT APPROPRIATE AMOUNT OF ADHESIVE ON ADHEREND
BECAUSE THERE IS A POSSIBILITY THAT
THE EXTRA ADHESIVE CAUSES THE DEFECT IN ELECTRICAL CONTINUITY.

※1 補強板の長さが図面通りに確保できない場合は、カバーレイと補強板のオーバーラップ寸法を0.5mm以上としてください。
WHEN STIFFNER BOARD DIMENSION CAN NOT SECURE
AS DRAWING, PLEASE GIVE THE OVERLAP SIZE OF
COVER FILM AND STIFFNER BOARD AS 0.5mm MINIMUM.

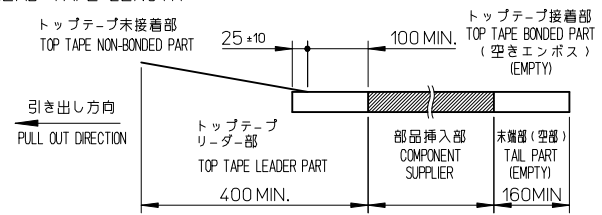
REV	DESCRIPTION	GENERAL TOLERANCES (UNLESS SPECIFIED)		DIMENSION STYLE		SCALE	DESIGN UNITS	THIRD ANGLE PROJECTION	
		10 UNDER	± 0.2	MM ONLY	SCALE	METRIC	THIRD ANGLE PROJECTION		
A	SEE SHEET 1 OF 2 EC NO: J2014-1556 DRWN: TONO 2014/04/15 CHKD: H I J I M A 2014/04/15 APPR: YNOGAWA 2014/08/01	10 OVER	± 0.25	DRAWN BY	DATE	TITLE	0.3 FPC CONN. BACK FLIP HGT=0.95MM HOUSING ASSY		
		30 UNDER	± 0.3	TONO	2013/07/17				
		30 OVER	± 0.3	CHECKED BY	DATE		molex		
		ANGULAR	± 1 °	H I J I M A	2013/07/17				
		DRAFT WHERE APPLICABLE	MUST REMAIN WITHIN DIMENSIONS	APPROVED BY	DATE		SD-504740-001		
				YNOGAWA	2014/03/05				
				MATERIAL NO.	SEE SHEET 1	DOCUMENT NO.	2 OF 2		
				SIZE	A3				
				THIS DRAWING CONTAINS INFORMATION THAT IS PROPRIETARY TO MOLEX INCORPORATED AND SHOULD NOT BE USED WITHOUT WRITTEN PERMISSION					



エンボステープ内の製品の向き
DIRECTION OF CONNECTOR IN
EMBOSSSED TAPE

NOTES

- 製品 (504740-**00) の詳細寸法については、
図面 SD-504740-001をご参照下さい。
IN THE PACKAGE, PART NO. 504740-**00 DETAILED DIMENSIONS.
REFER TO SALES DRAWING NO. SD-504740-001.
- 梱包数量 : 5000 個/リール
NUMBER OF CONNECTORS : 5000 PCS/REEL
- リードテープ長さ
LEAD TAPE LENGTH



- トップテープの剥離強度については、IEC60286-3 に準拠
Top tape peel force is defined by IEC60286-3.

5. 材料
キャリアテープ : ポリスチレン (PS)
トップテープ : PET, OTHER
リール : ポリスチレン (PS) <リサイクル材を含む>
MATERIAL
CARRIER TAPE : POLYSTYRENE(PS)
TOP TAPE : PET, OTHER
REEL : POLYSTYRENE(PS)
<RECYCLE MATERIAL CONTAINED>

32	37.4	33.4	504740-6100	61
			504740-5100	51
			504740-4500	45
24	29.4	25.4	504740-4100	41
			504740-3900	39
			504740-3300	33
16	21.4	17.4	504740-2300	23
			504740-1900	19
テープ幅 TAPE WIDTH	B	A	EMBOSSSED PACKAGE オーダー番号 ORDER NO.	CIRCUIT
CONNECTOR SERIES NO.			504740-**09	

REVISED EC NO: J2014-1556 DRWN: TONO 2014/04/15 CHKD: HIJIMA 2014/04/15 APPR: YNOGAWA 2014/08/01	GENERAL TOLERANCES (UNLESS SPECIFIED)		DIMENSION STYLE MM ONLY	SCALE —	DESIGN UNITS METRIC	THIRD ANGLE PROJECTION
	10 UNDER	±0.2	DRAWN BY TONO	DATE 2013/07/25	TITLE 0.3 FPC CONN. BACK FLIP HGT=0.95MM EMBSTP PKG	
	10 OVER 30 UNDER	±0.25	CHECKED BY HIJIMA	DATE 2013/07/25		
	30 OVER	±0.3	APPROVED BY YNOGAWA	DATE 2014/03/05		
A	ANGULAR ±1 °	DRAFT WHERE APPLICABLE MUST REMAIN WITHIN DIMENSIONS	MATERIAL NO. SEE TABLE	DOCUMENT NO. SD-504740-002	SHEET NO. 1 OF 1	