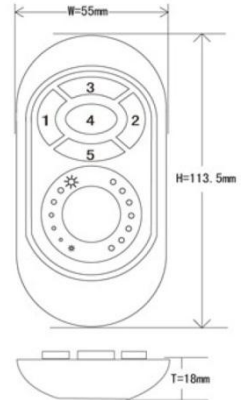


RF Wireless Two-Color LED-Mixer from Inspired LED





The two-color LED-mixer is ideally suited for lighting areas with multiple personalities. Connect cool and warm white lighting to achieve crisp functional lighting for work and warm lighting when it's time to relax. Connect warm white and blue light to add a little mood lighting for special occasions. Any combination of two lighting arrays can be controlled with this color mixer. The included touch-sensitive remote controls the overall brightness with the left half of the touch wheel, while the right half allows for shifting between the two chosen lights.



Key	Function
1	On
2	Off
3	Highest Brightness
4	Medium Brightness
5	Lowest Brightness

How to Use the Two-Color LED-Mixer	
Connect Power	Plug 12V Inspired LED Power Supply into the connector marked "PWR IN".
Connect Color 1	Plug all lights of color 1 into the connector marked "Color #1".
Connect Color 2	Plug all lights of color 2 into the connector marked "Color #2".
Dimming Control	Select desired brightness from 20 grades using the left half of the touch wheel. Or select "High", "Medium", or "Low" from keys 3, 4, and 5 respectively.
Color Mixing	Select desired color balance from 11 grades using the right half of the touch wheel.
Remote Match	Press 'Key 3' once within three seconds of connecting power to the controller to match the remote to the controller. The connected lights will blink 3 times if successfully matched. One remote may be matched to multiple controllers.
Remote Clear	Press 'Key 3' five times within three seconds of connecting power to the controller to unmatch a remote with a controller. The connected lights will blink 6 times if successfully cleared.
Remote Sensitivity	Please don't touch or press the touch wheel within 3 seconds of loading the batteries to protect the sensitivity of the remote. If the touch wheel loses sensitivity, remove and reinstall the batteries.



Mouser Electronics

Authorized Distributor

Click to View Pricing, Inventory, Delivery & Lifecycle Information:

[Inspired LED:](#)

[4888](#)