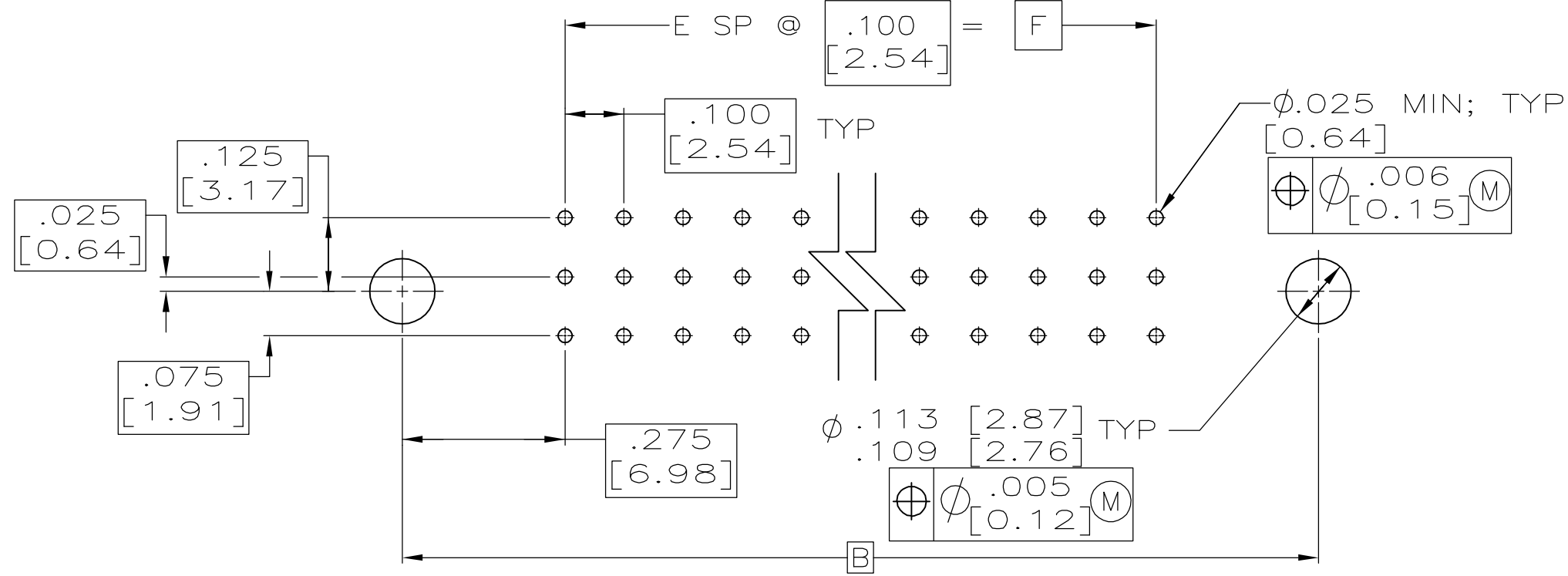
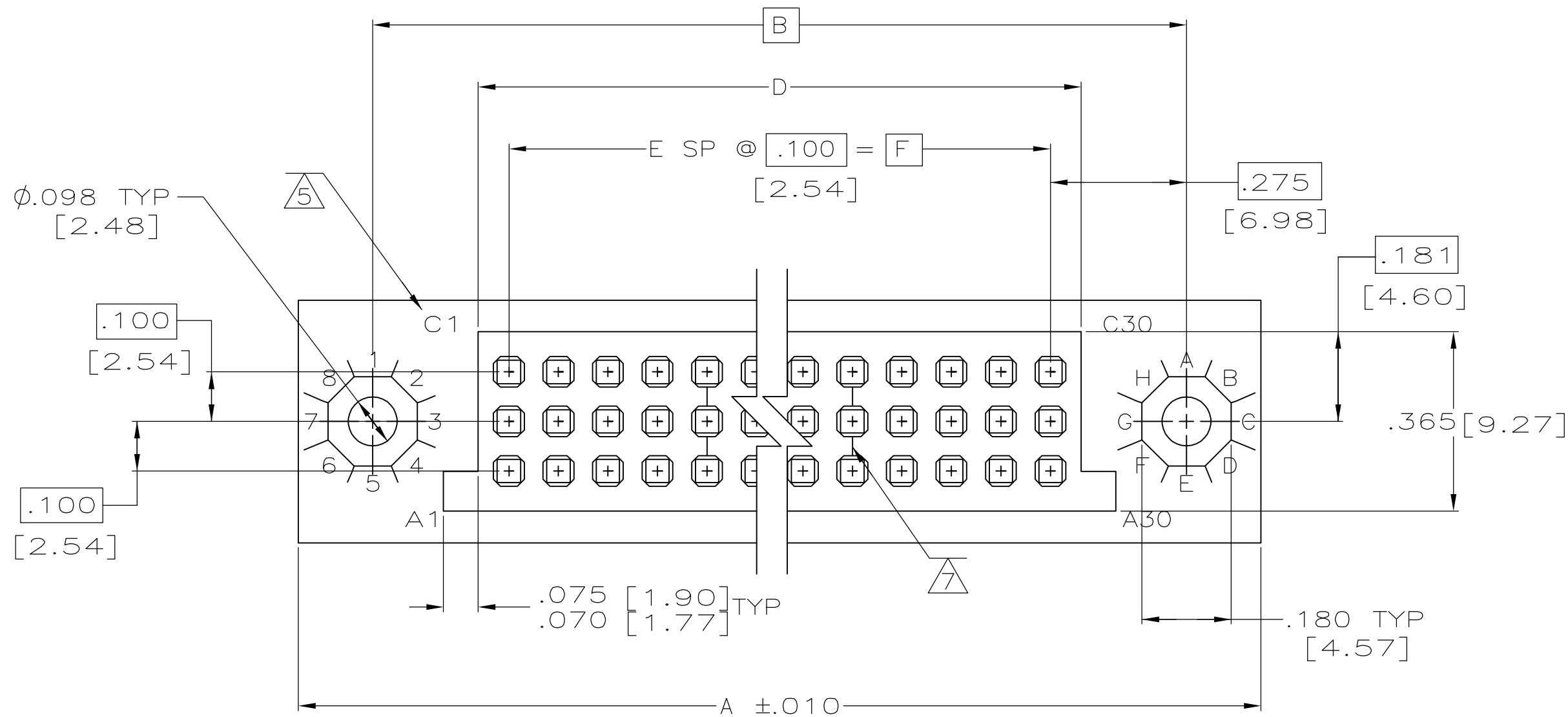
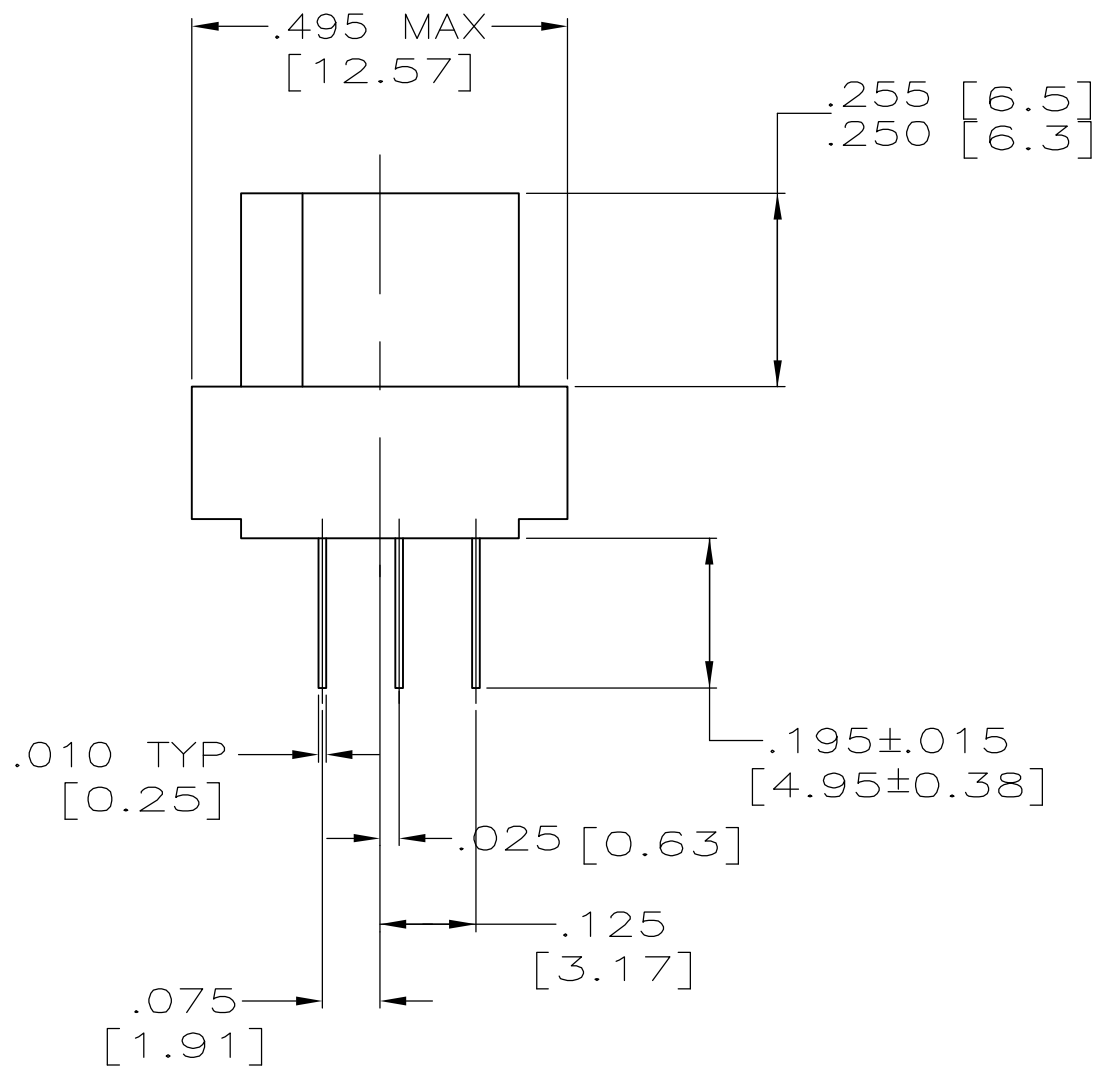
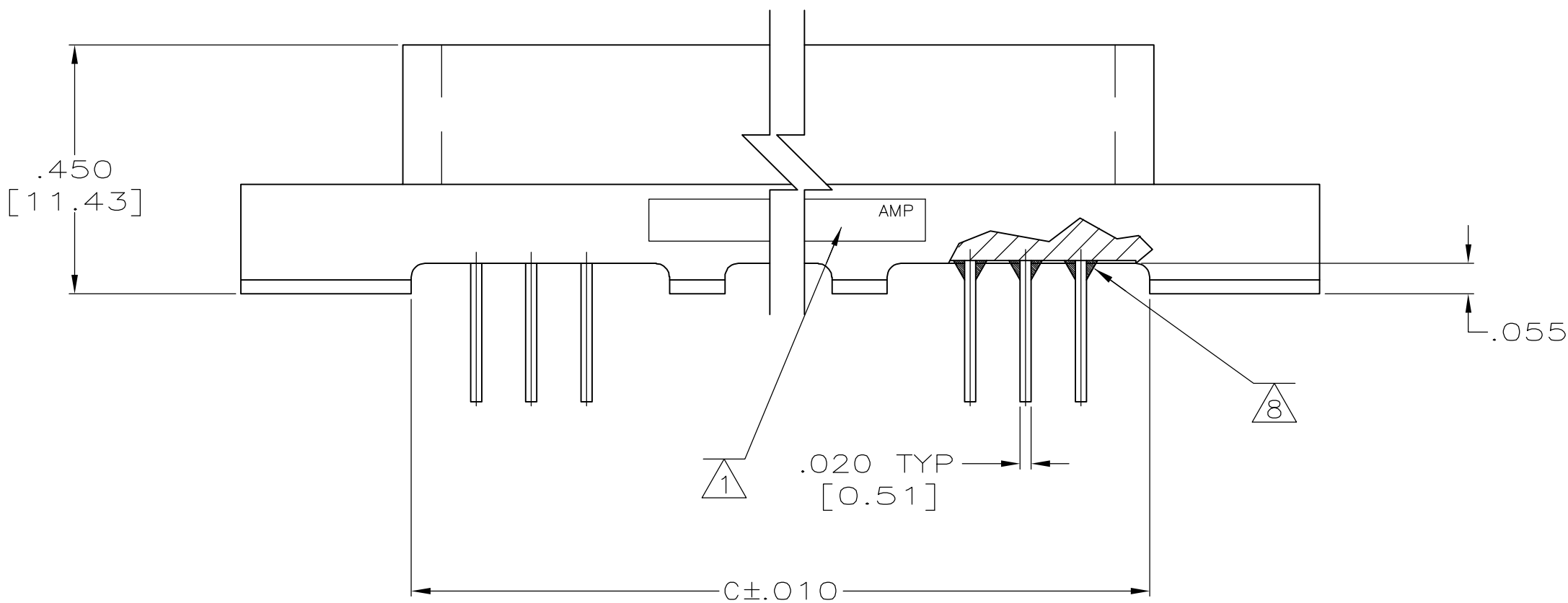


LOC		DIST		REVISIONS				
DF	FO	P	LTR	DESCRIPTION		DATE	DWN	APVD
			D	REV PER ECO 05-013563		01DEC05	VF	CT



RECOMMENDED P.C. BOARD LAYOUT



1. CUSTOMER PART NUMBER, DATE CODE, 00779, AMP, USA, AND AMP PART NUMBER MARKED OPPOSITE SIDE.
2. HOUSING MAT'L: POLYPHENYLENE SULFIDE, GST-40F PER MIL-M-24519. COLOR: BROWN.
3. CONTACT MAT'L: BERYLLIUM COPPER PER ASTM B194 OR COPPER-NICKEL-SILICON PER UNS C70260.
4. CONTACT FINISH: .000050" [0.00127] GOLD IN CONTACT AREA, .000100" [0.0025] TIN-LEAD ON SOLDER TAILS OVER .000030 [0.00076] NICKEL ON ENTIRE CONTACT.
5. LETTERS INDICATING OUTSIDE ROWS AND NUMBERS INDICATING END CAVITIES MARKED THIS SURFACE.
6. MEETS ALL REQUIREMENTS OF MIL-C-55302.
7. LINES INDICATING EVERY FIVE CAVITIES MARKED ON MATING FACE EXCEPT END CAVITIES STARTING AT POSN. #1.
8. EPOXY SEALANT ADDED TO PREVENT WICKING OF FLUX OR CONFORMAL COATING INTO THE CONTACT ENGAGEMENT AREA.
9. 100% SPECIAL TESTING AND DOCUMENTATION PER CUSTOMER DRAWING.

35181-PS239419-10	4.900 [124.46]	49	5.024 [127.61]	5.125 [130.17]	5.450 [138.43]	5.750 [146.05]	150	449615-2
35181-PS239419-09	3.400 [86.36]	34	3.524 [89.51]	3.625 [92.07]	3.950 [100.33]	4.250 [107.95]	105	449615-1
CUSTOMER P/N	F	E	D	C	B	A	POSN.	PART NO.

THIS DRAWING IS A CONTROLLED DOCUMENT.		DWN THOMPSON CHK D.MILLER APD D.MILLER	08-18-93 8-31-93 8-31-93	Tyco Electronics Corporation Harrisburg, PA 17105-3608	
DIMENSIONS: INCHES		TOLERANCES UNLESS OTHERWISE SPECIFIED:		NAME	
		0 PLC	± .005	PRODUCT SPEC	
		1 PLC	± .005	APPLICATION SPEC	
		2 PLC	± .005		
		3 PLC	± .005	RESTRICTED TO	
MATERIAL		FINISH	—	CUSTOMER DRAWING	

Mouser Electronics

Authorized Distributor

Click to View Pricing, Inventory, Delivery & Lifecycle Information:

[TE Connectivity:](#)

[449615-2](#)