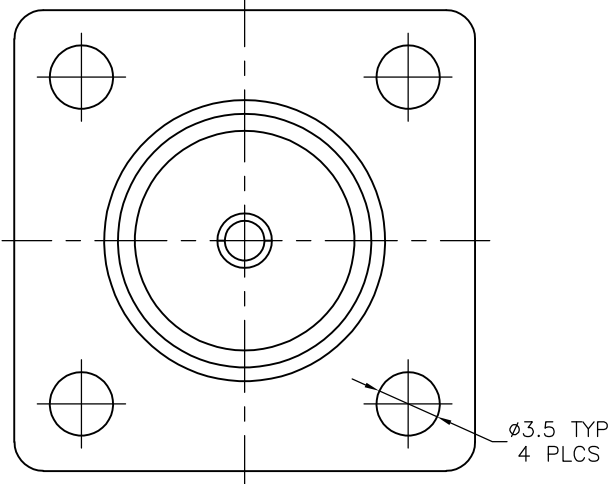
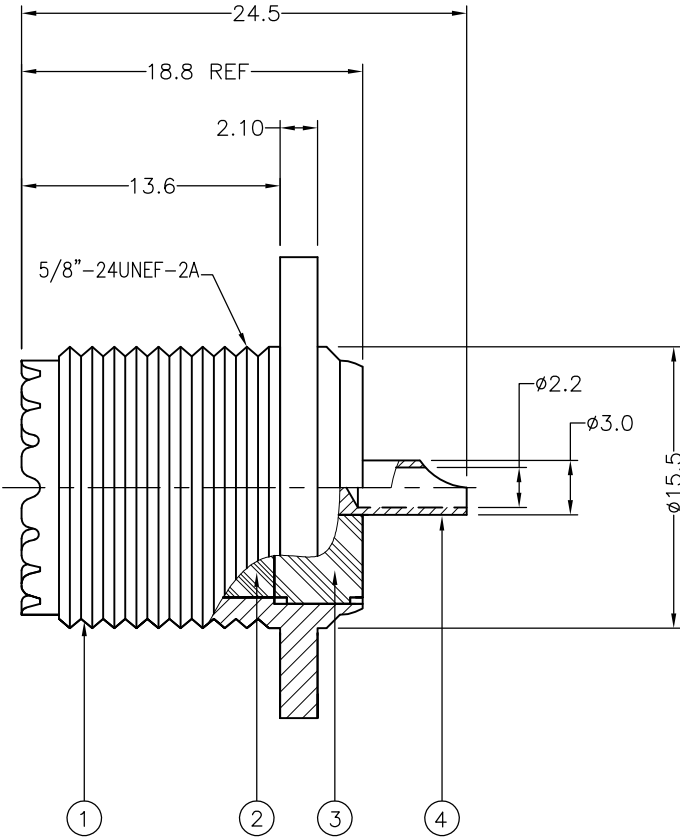
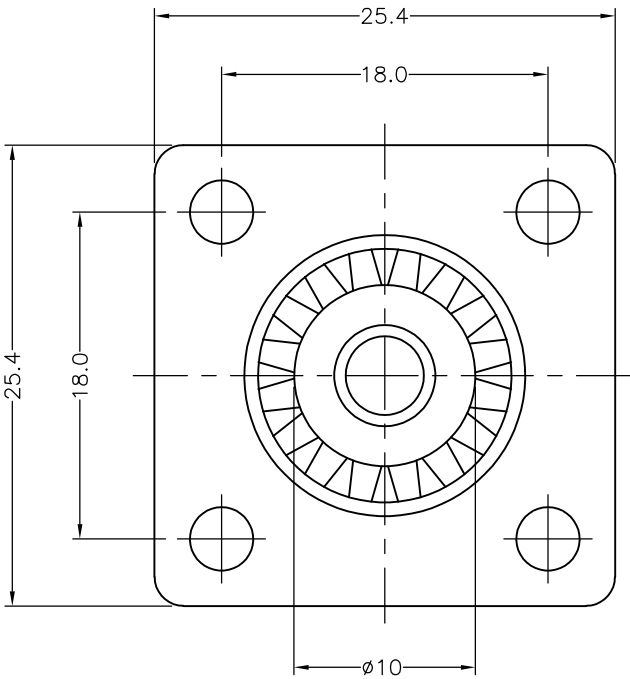



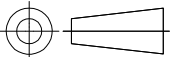
LOC	DIST	REVISIONS				
E	B	P	LTR	DESCRIPTION	DATE	APVD
			C1	REVISED PER ECO-15-008227	10JUN2015	RS

NOTES:

- 1 SINGLE PACKING: ONE CONNECTOR PER LABELED BAG PACKAGED. LABELED PER TEC-107-115
- 2 TRAY PACKAGED
- 3 Tin PLATING
- 4 Ni PLATING
- 5 FOR TECHNICAL DATA REFER TO YOUR LOCAL TE CONNECTIVITY SALES OFFICE
- 6 ALL DIMENSIONS ARE NOMINAL FOR REFERENCE ONLY UNLESS OTHERWISE STATED



		1	1	BRASS	3	CONTACT	4
		1	1	PBT		INSULATION	3
		1	1	PBT		INSULATION	2
		1	1	ZINC	4	BODY	1
		5--1	5--0	MATERIAL		DESCRIPTION	ITEM
		1	2				
		QUANTITY PER ASSY		PARTS LIST			

THIS DRAWING IS A CONTROLLED DOCUMENT.		DWN ANSON MA 14FEB09		 TE Connectivity							
		CHK RITA ZUO 14FEB09									
DIMENSIONS:  mm		TOLERANCES UNLESS OTHERWISE SPECIFIED:		APVD BOB ZHAO 14FEB09		NAME					
		0 PLC ± 0.5		UHF PANEL SOCKET — —							
		1 PLC ± 0.3									
		2 PLC ± 0.2									
		3 PLC ± —									
		4 PLC ± —									
		ANGLES ± —									
MATERIAL		FINISH		SIZE		CAGE CODE		DRAWING NO		RESTRICTED TO	
SEE TABLE		—		WEIGHT —		A3		00779		C-1814816	
				CUSTOMER DRAWING				SCALE		SHEET	
								NTS		1 OF 1	
										REV C1	

# Mouser Electronics

Authorized Distributor

Click to View Pricing, Inventory, Delivery & Lifecycle Information:

[TE Connectivity:](#)

[5-1814816-1](#)