THIS COPY IS PROVIDED ON A RESTRICTED BASIS AND IS NOT TO BE USED IN ANY WAY DETRIMENTAL TO THE INTERESTS OF PANDUIT CORP.

PANDUIT PART NUMBER	STYLE	CONDUCTOR SIZE		DIMENSIONS			PANDUIT DIE INDEX NO.	WIRE STRIP LENGTH (IN.)	STD PKG QTY
		RUN	TAP	L	W	H			
HTAP2-8-L	1	#2-#6 AWG STR or #1-#6 AWG SOL	#8-#14 AWG STR or #7-#14 AWG SOL	.75	.56	.73	P50	7/8	50
HTAP1-1-Q	2	#1-#6 AWG STR or #2-#6 AWG SOL	#1-#6 AWG STR or #2-#6 AWG SOL	1.50	.70	1.15	PO	1 5/8	25
HTAP1/0-1-Q	2	1/0-#6 AWG STR or #2-#6 AWG SOL	#1-#6 AWG STR or #2-#6 AWG SOL	1.50	.70	1.17	PO	1 5/8	25
HTAP2/0-1-Q	2	2/0-#6 AWG STR or #2 AWG SOL	#1-#6 AWG STR or #2-#6 AWG SOL	1.50	.67	1.17	PO	1 5/8	25
HTAP3/0-1-Q	2	3/0-1/0 AWG STR or 4/0-3/0 AWG SOL	#1-#6 AWG STR or #2-#6 AWG SOL	1.50	.88	1.39	PD OR PD3	1 5/8	25
HTAP3/0-3/0-Q	3	3/0-1/0 AWG STR or 4/0-3/0 AWG SOL	3/0-1/0AWG STR or 4/0-3/0 AWG SOL	1.88	.90	1.48	PD OR PD3	2	25
HTAP4/0-2-Q	2	3/0-1/0 AWG STR	#1-#6 AWG STR or #2-#6 AWG SOL	1.50	.88	1.38	PD OR PD3	1 5/8	25
HTAP4/0-3/0-Q	2	3/0-1/0 AWG STR	3/0-1/0AWG STR	2.25	.90	1.44	PD OR PD3	2 3/8	25
HTAP4/0-4/0-Q	2	3/0-1/0 AWG STR	4/0-3/0 AWG STR	2.50	.90	1.38	PD OR PD3	2 5/8	25
HTAP500-500-X	4	500 kcmil-4/0 AWG STR	500 kcmil-4/0 AWG STR	4.50	1.21	1.88	PN	4 5/8	10
HTAP500-4/0-X	5	500 kcmil-4/0 AWG STR	4/0-1/0 AWG STR	2.75	1.20	1.88	PN	2 7/8	10

NOTES:

1. FOR COMBINATIONS OF ALUMINUM-TO-ALUMINM OR ALUMINUM-TO-COPPER CODE CONDUCTORS
2. PERFORMANCE: WHEN PROPERLY INSTALLED, PANDUIT H-TAPS MEET OR EXCEED CLASS A REQUIREMENTS OF EEI-NEMA STANDARD TDJ-162.
3. CONDUCTOR RANGE FOR EACH TAP GROOVE AND DIE INDEX NUMBER MARKED ON BARREL TO IDENTIFY PROPER CONDUCTOR SIZE AND CRIMP DIE TO BE USED.
4. FOR USE UP TO 600V AND 90° C TEMPERATURE RATED WEHN CRIMPED WITH PANDUIT CRIMPING TOOLS AND DIES

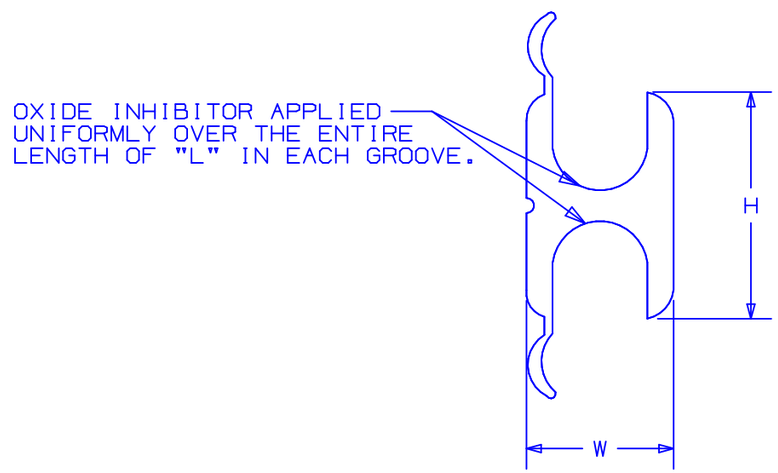



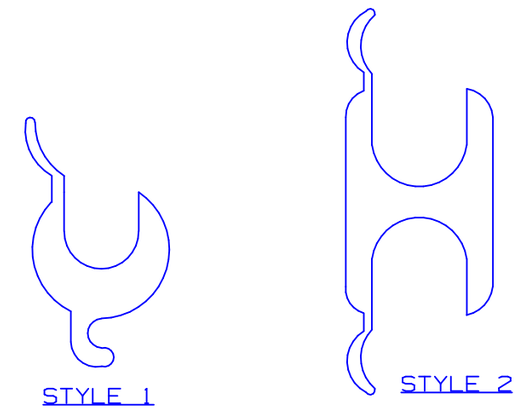

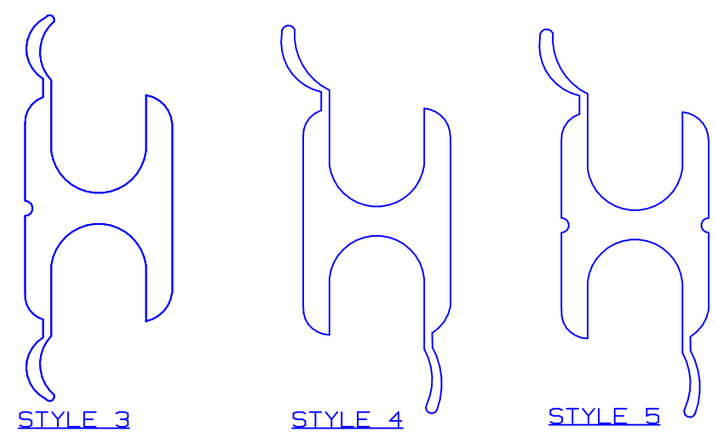

REV	DATE	BY	CHK	DESCRIPTION	ECN #	PM	CUST
01	10/04	KLFU		REDRAWN IN UG18			

CAD FILENAME/LAYERS: C41295_01

PANDUIT CORP TINLEY PARK, ILLINOIS

ALUMINUM H-TAP CONNECTORS

UNLESS OTHERWISE SPECIFIED, DIMENSIONAL TOLERANCES ARE:
(.X) ± × (.XXX) ± ×
(.XX) ± × ANGLES ± ×

UNLESS OTHERWISE SPECIFIED, ALL DIMENSIONS ARE GIVEN IN INCHES, THIRD ANGLE PROJECTION

DRAWN BY: KLFU
DATE: 10/27/04
CHK'D:
MAT'L: ALUMINUM
SCALE: NONE
DRAWING NO.: C41295
DWG SIZE: B