




# SERIES 421/422/423



Example Part Number 423 - 041 - 520 - 102

Series \_\_\_\_\_  
 Total Number of Contacts \_\_\_\_\_  
 Contact Code \_\_\_\_\_  
 Mounting Options \_\_\_\_\_

Series 368	Insulator Mounting Option
421	.128 (3.25) Dia. Mounting Holes
422	No Mounting Lugs
423	.128 (3.25) Dia. Mounting Holes and Guide Pins per MIL-C-21097

**Total Number of Contacts**  
 017, 023, 029, 035, 041 or 047

Contact Code	Description & Tail Size	Tail Length "G"
520	P.C. Tail .044 x .025 (1.12 x 0.64)	.122 (3.10)
521	P.C. Tail .044 x .025 (1.12 X 0.64)	.153 (3.89)

Mounting Option	Use Code with Series
100	422 Series
102	421 or 423 Series

## SPECIFICATIONS

Insulator Material: Diallyl Phthalate UL 94V-0  
 Colour: Green

Contact Material: Phosphor Bronze Alloy CA-510

Contact Plating: Gold over Nickel for Entire Contact

Current Rating: 10 Amperes

Contact Resistance: 10 Milliohms Maximum

Dielectric Withstanding Voltage: 2000 V AC rms at Sea Level

Insulation Resistance: 5000 Megohms Minimum

Operating Temperature: -65 to +125 Degrees C

Insertion and Withdrawl Force: 2 to 16 oz (0.56 to 4.45 N) per Contact Position

## FEATURES

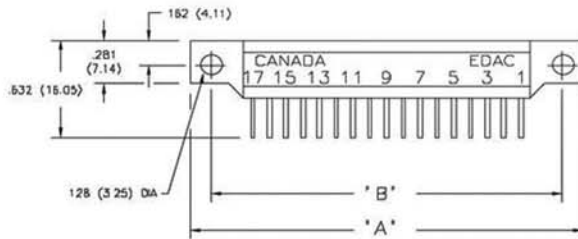
.200 (5.08) Contact Spacing x .300 (7.62) Row Spacing with Staggered Grid

Mounts onto .062 (1.57) or .093 (2.36) Nominal Thickness P.C. Board by Soldering and/or Staking of P.C. Tails

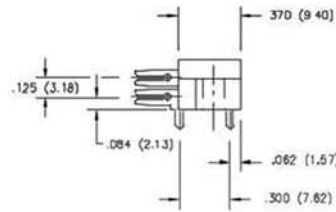
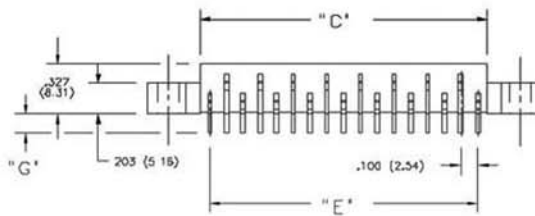
Edacon Hermaphroditic Contact Mating Design

Mounting Hole and Guide Pin Options

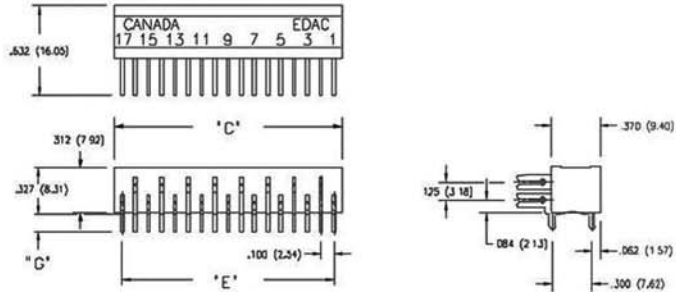
421 Series Designed to Mate with Non-Card Guide Versions of 408 or 415 Series, 422 Series Designed to Mate with Card Guide Versions of 408 or 415 Series, 423 Series Designed to Mate with 424 or 438 Series



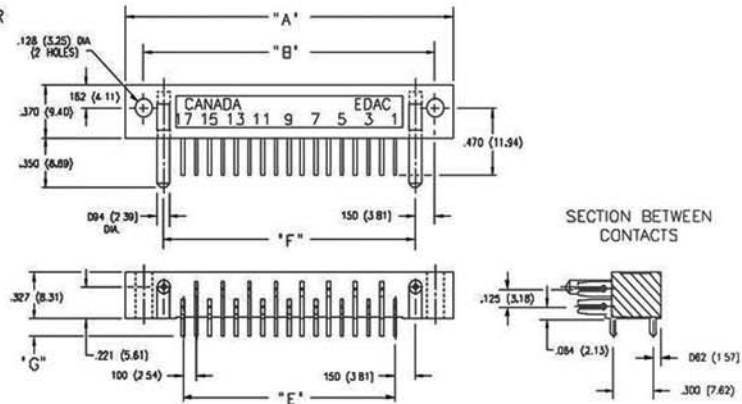
421 SERIES CONNECTOR



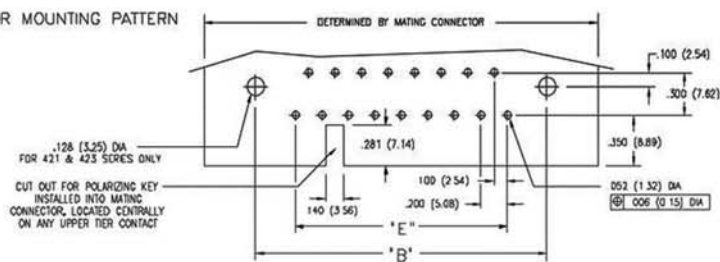
422 SERIES CONNECTOR



423 SERIES CONNECTOR



CONNECTOR MOUNTING PATTERN



NUMBER OF CONTACTS	"A"		"B"		"C"		"E"		"F"
	421	423	421	423	421, 422	421, 422, 423	421, 422, 423	423	
	Inch (mm)	Inch (mm)	Inch (mm)	Inch (mm)	Inch (mm)	Inch (mm)	Inch (mm)	Inch (mm)	
17	2.370 (60.20)	2.470 (62.74)	2.100 (53.34)	2.200 (55.88)	1.714 (43.54)	1.600 (40.64)	1.900 (48.26)		
23	2.970 (75.44)	3.070 (77.98)	2.700 (68.58)	2.800 (71.12)	2.314 (58.78)	2.200 (55.88)	2.500 (63.50)		
29	3.570 (90.68)	3.670 (93.22)	3.300 (83.82)	3.400 (86.36)	2.914 (74.02)	2.800 (71.12)	3.100 (78.74)		
35	4.170 (105.92)	4.270 (108.46)	3.900 (99.06)	4.000 (101.60)	3.514 (89.26)	3.400 (86.36)	3.700 (93.98)		
41	4.770 (121.16)	4.870 (123.70)	4.500 (114.30)	4.600 (116.84)	4.114 (104.50)	4.000 (101.60)	4.300 (109.22)		
47	5.370 (136.40)	5.470 (138.94)	5.100 (129.54)	5.200 (132.08)	4.714 (119.74)	4.600 (116.84)	4.900 (124.46)		

# Mouser Electronics

Authorized Distributor

Click to View Pricing, Inventory, Delivery & Lifecycle Information:

## EDAC:

[423-035-520-102](#) [421-017-520-102](#) [421-023-520-102](#) [421-029-521-102](#) [421-035-520-102](#) [421-035-521-102](#) [421-041-520-102](#) [421-041-521-102](#) [421-047-520-102](#) [421-047-521-102](#) [422-017-520-100](#) [422-017-521-100](#) [422-023-520-100](#) [422-023-521-100](#) [422-029-520-100](#) [422-029-521-100](#) [422-035-520-100](#) [422-041-520-100](#) [422-047-520-100](#) [422-051-520-100](#) [423-029-921-102](#) [423-017-520-102](#) [423-017-521-102](#) [423-023-520-102](#) [423-023-521-102](#) [423-029-520-102](#) [423-029-521-102](#) [423-035-521-102](#) [423-041-520-102](#) [423-041-521-102](#) [423-047-520-102](#) [423-047-521-102](#) [421-017-521-102](#) [421-023-521-102](#) [421-029-520-102](#) [422-035-521-100](#) [422-041-521-100](#) [422-047-521-100](#) [422-051-521-100](#)