



CN1 series

On Delay, Time Delay Relay For Plug-In or Panel Mounting

- 0.1 sec. to 9,990 hr. timing range
- Fixed input type (120VAC ± 15%)
- 10A output relay with DPDT contacts
- 1/16 DIN style enclosure with 8-pin plug-in base
- Thumbwheel switches for programming delay time

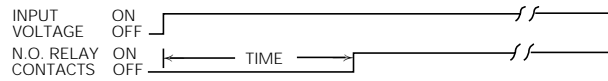
File E22575

File LR15734

Users should thoroughly review the technical data before selecting a product part number. It is recommended that user also seek out the pertinent approvals files of the agencies/laboratories and review them to ensure the product meets the requirements for a given application.

Timing Function

On Delay – Output relay turns on at the end of a programmed time interval which is started by applying input voltage. LED flashes when output relay is off and is on continuously when the output relay is on. Removal of input voltage turns off output relay. Reapplying input voltage resets the unit.



Timing Specifications

Timing Ranges: 0.1 to 99.9 / 1 to 999 sec.;
0.1 to 99.9 / 1 to 999 min.;
0.1 to 99.9 / 1 to 999 / 10 to 9,990 hr.

Timing Adjustment: Digital adjustment via thumbwheel switches.

Tolerance: ± 0.05% ± 0.04 sec.*

Repeatability (Including first cycle of operation): < ± .05% ± 0.04 sec.*

Reset Time (power interruption): 45 ms, typ.; 60 ms, max.

* Timing is synchronized with input voltage frequency. Accuracy is dependent on input voltage frequency. Tolerance shows maximum variation from utility companies.

Contact Data @ 25°C

Arrangement: 2 Form C (DPDT).

Material: Silver-cadmium oxide alloy.

Rating: 10A @ 30VDC or 277VAC, resistive;
1/2 HP @ 250VAC; 1/3 HP @ 120VAC.

Expected Mechanical Life: 10 million operations.

Expected Electrical Life: 100,000 operations, min., at rated load.

Initial Dielectric Strength

Between Output Poles: 1,500V rms, 60 Hz.

Between Input and Output: 1,500V rms, 60Hz.

Input Data @ 25°C

Voltage: 120VAC ± 15%, 60 Hz.

Power Requirement: 3VA @ 120VAC.

Transient Protection: 13 Joule MOV.

Input Voltage & Limits

Nominal Voltage	Minimum Voltage	Maximum Voltage
120VAC	102VAC	138VAC

Environmental Data

Temperature Range: Storage: -40°C to +85°C.

Operating: -10°C to +55°C.

Humidity: 85% relative humidity, non-condensing.

Mechanical Data

Termination: 8-pin octal style plug.

Enclosure: Black plastic 1/16 DIN (48mm x 48mm) case.

Sockets: Fits either 27E122 or 27E891 (snap-on) screw terminal sockets.

Weight: 4.3 oz. (122g) approximate.

Ordering Information – Authorized distributors are more likely to stock boldface items listed below.

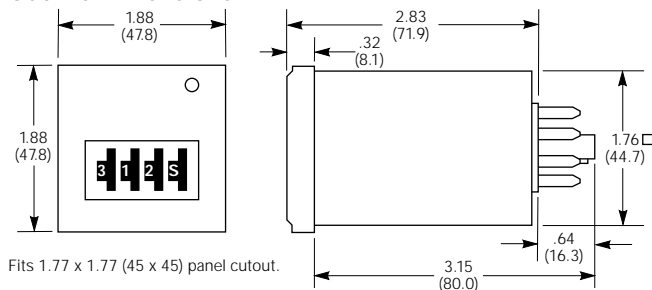
Time Delay Relay

Input Voltage	Part Number
120VAC	CN1

Accessory

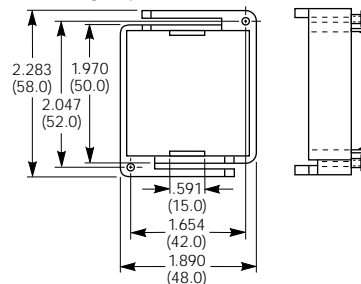
Part Number	Name	Description
SSA-24C667	Mounting Clip	Ratchet-fit clip slides onto CN1 from behind to secure CN1 in panel mount applications.

Outline Dimensions



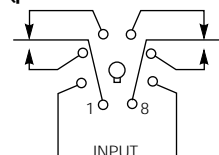
Mounting Clip Dimensions

SSA-24C667 Mounting Clip



Wiring Diagram (Bottom View)

(pins numbered clockwise from keyway)



Time Base

- .1 S = 1/10 Seconds Timing Range 0.1 to 99.9 Seconds
- S = Seconds Timing Range 1 to 999 Seconds
- .1 M = 1/10 Minutes Timing Range 0.1 to 99.9 Minutes
- M = Minutes Timing Range 1 to 999 Minutes
- .1 H = 1/10 Hours Timing Range 0.1 to 99.9 Hours
- H = Hours Timing Range 1 to 999 Hours
- 10 H = 10 Hours Timing Range 10 to 9990 Hours

Dimensions are shown for reference purposes only.

Dimensions are in inches over (millimeters) unless otherwise specified.

Specifications and availability subject to change.

www.tycoelectronics.com
Technical support:
Refer to inside back cover.