


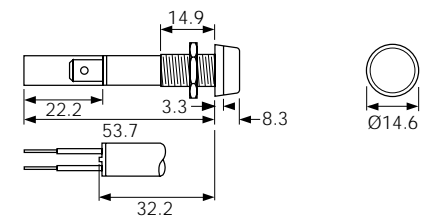
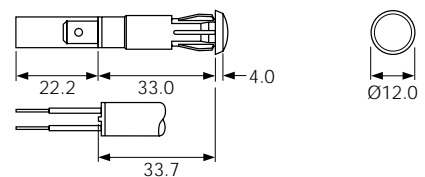
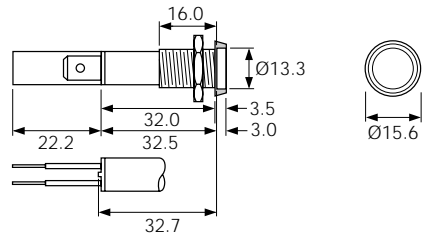
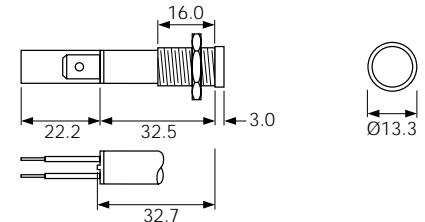
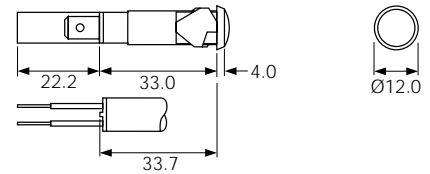


TERM	TYPE	PANEL & °C
L K 2.8 H 4.8 C 6.3	(C) 0276 AA  S D N F KEMA B UL SE	∅ 9.5 0.8-2.8 page 66
L K 2.8 H 4.8 C 6.3	(C) 0275 00  S D N F KEMA B UL SE	∅ 10.0 12.0 max page 66
L K 2.8 H 4.8 C 6.3	(C) 0275 00 Chrome bezel  S D N F KEMA B UL SE	∅ 10.0 11.5 max page 66
L K 2.8 H 4.8 C 6.3	(C) 0276 00  S D N F KEMA B UL SE	∅ 10.0 2.8 max page 66
L K 2.8 H 4.8 C 6.3	(C) 0277 00 Chrome bezel  S D N F KEMA B UL SE	∅ 10.0 12.0 max page 66
L K 2.8 H 4.8 C 6.3	(C) 0273 LL NEW  S D N F KEMA B UL SE	∅ 10.0 0.6-2.0 page 66

DIMENSIONS (mm)



For sub-panel mounting, behind a fascia

