

TWA-Y 200°C Series



Wet Electrolytic Tantalum Capacitor



The TWA-Y series represents a high temperature version of conventional wet electrolytic tantalum capacitors that are designed for use at 200°C. High capacitance cathode system allows high level of CV (Capacitance/Voltage) in standard case sizes.

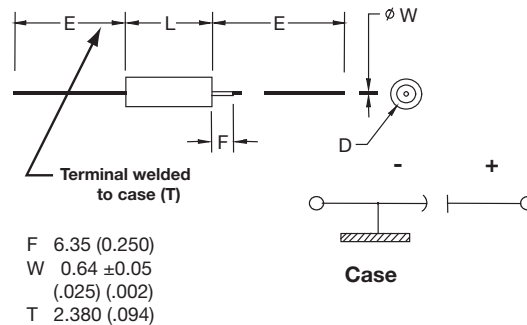
Selected values of the TWA-Y are capable of up to 2000 hours of operation at extreme temperatures with the applicable derated voltage.

Mechanical testing being conducted in accordance to MIL-STD- 202, High Frequency vibration - method 204, test condition "D" Mechanical Shock Test - method 213, test condition "I".

This design includes a welded tantalum can and header assembly that provides a hermetic seal to withstand also harsh shock and vibration requirements.

Contact the factory for additional options for customized component design.

OUTLINE DIMENSIONS



CASE DIMENSIONS: millimeters (inches)

DSCC Case Size	AVX Case Size	L +0.79 (0.031) -0.41 (0.016)	D		E ±6.35 (0.250)
			Without Insulating Sleeve ±0.41 (0.016)	With Insulating Sleeve Max	
T1	A	11.51 (0.453)	4.78 (0.188)	5.56 (0.219)	38.10 (1.500)
T2	B	16.28 (0.641)	7.14 (0.281)	7.92 (0.312)	57.15 (2.250)
T3	D	19.46 (0.766)	9.52 (0.375)	10.31 (0.406)	57.15 (2.250)
T4	E	26.97 (1.062)	9.52 (0.375)	10.31 (0.406)	57.15 (2.250)

VOLTAGE RATINGS (Operating Temperature -55°C to 200°C)

Voltage (DC)									
Rated Voltage: (V _R)	85°C	15	25	30	50	60	75	100	125
Derated Voltage: (V _D)	125°C	10	15	20	30	40	50	65	85
High Temperature Voltage: (V _T)	200°C	9	12	18	30	36	45	60	75

TWA-Y 200°C Series





Wet Electrolytic Tantalum Capacitor

HOW TO ORDER

AVX PART NUMBER:

TWA	E	757	*	075	□	B	Y	Z	0	^	00
Type	Case Size	Capacitance Code pF code: 1st two digits represent significant figures 3rd digit represents multiplier (number of zeros to follow)	Capacitance Tolerance K = ±10% M = ±20%	Voltage Code	Insulation Sleeve C = Without Sleeve S = With Sleeve	Packaging B = Tray Pack	Inspection Level Y = High Temp	Reliability Z = Non-ER	Qualification Level 0 = N/A	Termination Finish 0 = Sn/Pb 60/40 7 = Matte tin	Custom Test Options 00 = Standard

For RoHS compliant products, please select correct termination style.

RIPPLE CURRENT MULTIPLIERS vs. Frequency, temperature and applied voltage^{1/2/}

Frequency of Applied Ripple Current		120Hz				800Hz				1kHz			
		≤55	85	105	125	≤55	85	105	125	≤55	85	105	125
Ambient Still Air Temperature (°C)	≤55	0.60	0.39	–	–	0.71	0.43	–	–	0.72	0.45	–	–
	85°C	0.60	0.46	–	–	0.71	0.55	–	–	0.72	0.55	–	–
Rated Peak	80%	0.60	0.52	0.35	–	0.71	0.62	0.42	–	0.72	0.62	0.42	–
	70%	0.60	0.58	0.44	–	0.71	0.69	0.52	–	0.72	0.70	0.52	–
Voltage	66-2/3%	0.60	0.60	0.46	0.27	0.71	0.71	0.55	0.32	0.72	0.72	0.55	0.32

Frequency of Applied Ripple Current		10kHz				40kHz				100kHz			
		≤55	85	105	125	≤55	85	105	125	≤55	85	105	125
Ambient Still Air Temperature (°C)	≤55	0.88	0.55	–	–	1.00	0.63	–	–	1.10	0.69	–	–
	85°C	0.88	0.67	–	–	1.00	0.77	–	–	1.10	0.85	–	–
Rated Peak	80%	0.88	0.76	0.52	–	1.00	0.87	0.59	–	1.10	0.96	0.65	–
	70%	0.88	0.85	0.64	–	1.00	0.97	0.73	–	1.10	1.07	0.80	–
Voltage	66-2/3%	0.88	0.88	0.68	0.40	1.00	1.00	0.77	0.45	1.10	1.10	0.85	0.50

1/ At 125°C the rated voltage of the capacitors decreases to 66 2/3 of the 85°C rated voltage.

2/ The peak of the applied ac ripple voltage plus the applied dc voltage must not exceed the dc voltage rating of the capacitors.

TWA-Y 200°C Series



Wet Electrolytic Tantalum Capacitor

CAPACITANCE AND RATED VOLTAGE, V_R (VOLTAGE CODE) RANGE (LETTER DENOTES CASE SIZE)

Capacitance		Rated Voltage DC (V _R) to 85°C							
µF	Code	15V	25V	30V	50V	60V	75V	100V	125V
10	106				A				
15	156			A					
22	226		A			A	A		
27	276					A			
33	336	A			A		A		
47	476					A			B
50	506					B			
56	566		A	A			B		
60	606				B				
68	686		A		A	B		B	
82	826				B		B		D
100	107		B	A,B		B			D
120	127		A,B		B				
150	157			B				D	E
180	187						D		
220	227			B	B	D	E	E	E
270	277		B		D	E			
300	307			D					
330	337				E			E	
390	397	D		D					
400	407							E	
470	477			B			E	E ^(M)	
560	567		B,E	E				E*	
680	687						E		
750	757						E	E	
1000	108				E	E	E		
3000	308		E ^(M)						

Available Ratings ^(M tolerance only)

Engineering samples - please contact manufacturer

*Codes under development

RATINGS & PART NUMBER REFERENCE

AVX Part Number	Cap (µF) 25°C at 120Hz	DC Rated Voltage (V) at 85°C	ESR Max (ohms) at 120Hz	DC Leakage max (µA)		Impedance max (Ohms) -55°C at 120Hz	Maximum Capacitance Change (%)			AC Ripple (mA rms) 85°C at 40kHz	Case Size		Lifetime at 200°C (hrs.)
				+25°C	+85 & +125°C		-55°C	+85°C	+125°C		AVX	DSCC	
15 VDC at 85°C 10 VDC at 125°C 9 VDC at 200°C													
TWAA336*015□BYZ0^00	33	15	4	1	2	90	-28	14	16	820	A	T1	2000
TWAD397*015□BYZ0^00	390	15	1.7	7	28	48	-70	25	25	1396	D	T3	1000
25 VDC at 85°C 15 VDC at 125°C 12 VDC at 200°C													
TWAA226*025□BYZ0^00	22	25	4	1	2	140	-20	10.5	12	825	A	T1	2000
TWAA566*025□BYZ0^00	56	25	4	1	2	140	-20	10.5	12	825	A	T1	500
TWAA686*025□BYZ0^00	68	25	4	1	2	140	-20	10.5	12	825	A	T1	500
TWAB107*025□BYZ0^00	100	25	2.5	1	10	60	-35	13	15	-	B	T2	2000
TWAA127*025□BYZ0^00	120	25	2.3	2	10	35	-42	20	25	1250	A	T1	500
TWAB127*025□BYZ0^00	120	25	2.3	2	10	60	-32	13	15	-	B	T2	500
TWAB277*025□BYZ0^00	270	25	0.9	4	20	17.5	-50	8	15	1800	B	T2	1000
TWAB567*025□BYZ0^00	560	25	1.0	2	10	12	-65	10	15	2100	B	T2	1000
TWAE567*025□BYZ0^00	560	25	1.3	9	36	25	-65	25	30	-	E	T4	2000
TWAE308M025□BYZ0^00	3000	25	0.5	15	30	3.5	-80	60	85	3100	E	T4	500
30 VDC at 85°C 20 VDC at 125°C 18 VDC at 200°C													
TWAA156*030□BYZ0^00	15	30	4.4	1	2	200	-20	10.5	0	-	A	T1	2000
TWAA566*030□BYZ0^00	56	30	5.2	2	9	200	-48	12	15	-	A	T1	2000
TWAA107*030□BYZ0^00	100	30	2.3	2	10	35	-38	20	25	1200	A	T1	500
TWAB107*030□BYZ0^00	100	30	2.3	2	12	60	-30	10.5	12	-	B	T2	500
TWAB157*030□BYZ0^00	150	30	2.5	2	18	40	-48	13	15	1100	B	T2	2000
TWAB227*030□BYZ0^00	220	30	0.9	4	20	17.5	-50	8	15	1800	B	T2	1000
TWAB477*030□BYZ0^00	470	30	1.0	2	10	15	-65	10	18	1800	B	T2	1000
TWAD307*030□BYZ0^00	300	30	1.8	8	32	25	-51	20	25	-	D	T3	2000
TWAD397*030□BYZ0^00	390	30	1.8	6	18	25	-65	18	25	-	D	T3	2000
TWAE567*030□BYZ0^00	560	30	1.3	9	36	25	-65	25	30	-	E	T4	2000



TWA-Y 200°C Series



Wet Electrolytic Tantalum Capacitor

RATINGS & PART NUMBER REFERENCE

AVX Part Number	Cap (µF) 25°C at 120Hz	DC Rated Voltage (V) at 85°C	ESR Max (ohms) at 120Hz	DC Leakage max (µA)		Impedance max (Ohms) -55°C at 120Hz	Maximum Capacitance Change (%)			AC Ripple (mA rms) 85°C at 40kHz	Case Size		Lifetime at 200°C (hrs.)
				+25°C	+85 & +125°C		-55°C	+85°C	+125°C		AVX	DSCC	
50 VDC at 85°C 30 VDC at 125°C 30 VDC at 200°C													
TWAA106*050□BYZ0^00	10	50	5.3	1	2	250	-24	8	9	715	A	T1	2000
TWAA336*050□BYZ0^00	33	50	5	2	9	200	-39	10	12	-	A	T1	2000
TWAB606*050□BYZ0^00	60	50	2.6	2	12	60	-30	10.5	12	-	B	T2	500
TWAA686*050□BYZ0^00	68	50	2.5	2	10	45	-25	20	25	1050	A	T1	1000
TWAB826*050□BYZ0^00	82	50	2.4	2	16	60	-32	13	15	-	B	T2	500
TWAB127*050□BYZ0^00	120	50	2.5	4	24	40	-42	12	15	-	B	T2	2000
TWAB227*050□BYZ0^00	220	50	0.9	4	20	17.5	-50	8	15	1800	B	T2	1000
TWAD277*050□BYZ0^00	270	50	1.8	8	32	25	-51	20	25	-	D	T3	2000
TWAE337*050□BYZ0^00	330	50	1.5	9	36	25	-46	25	30	1900	E	T4	2000
TWAE108*050□BYZ0^00	1000	50	0.7	11	110	20	-70	30	40	3200	E	T4	500
60 VDC at 85°C 40 VDC at 125°C 36 VDC at 200°C													
TWAA226*060□BYZ0^00	22	60	5	3	12	200	-34	10	12	500	A	T1	2000
TWAA276*060□BYZ0^00	27	60	5	3	12	200	-34	10	12	-	A	T1	2000
TWAA476*060□BYZ0^00	47	60	2	2	10	55	-25	15	25	1050	A	T1	500
TWAB506*060□BYZ0^00	50	60	2.6	2	12	60	-30	10.5	12	-	B	T2	500
TWAB686*060□BYZ0^00	68	60	2.5	2	16	60	-32	10.5	12	-	B	T2	500
TWAB107*060□BYZ0^00	100	60	2.5	1.7	10	40	-40	8	15	1100	B	T2	2000
TWAD227*060□BYZ0^00	220	60	1.8	8	32	25	-45	16	20	-	D	T3	2000
TWAE277*060□BYZ0^00	270	60	1.3	9	36	25	-45	20	25	-	E	T4	2000
TWAE108*060□BYZ0^00	1000	60	0.5	20	60	4.5	-70	30	60	3200	E	T4	1000
75 VDC at 85°C 50 VDC at 125°C 45 VDC at 200°C													
TWAA226*075□BYZ0^00	22	75	5.1	3	12	157	-19	10	12	600	A	T1	2000
TWAA336*075□BYZ0^00	33	75	2.5	2	10	70	-25	15	25	1050	A	T1	1000
TWAB566*075□BYZ0^00	56	75	2.6	2	17	60	-30	10.5	15	-	B	T2	500
TWAB826*075□BYZ0^00	82	75	2.5	4	24	37	-30	12	15	-	B	T2	500
TWAD187*075□BYZ0^00	180	75	2.2	9	36	25	-40	16	20	-	D	T3	2000
TWAE227*075□BYZ0^00	220	75	1.2	5	50	20	-40	8	15	1800	E	T4	2000
TWAE477*075□BYZ0^00	470	75	0.9	10	125	10	-50	10	35	2750	E	T4	1000
TWAE687*075□BYZ0^00	680	75	0.9	11	110	10	-70	30	40	2750	E	T4	500
TWAE757*075□BYZ0^00	750	75	0.7	12	120	10	-70	30	40	3800	E	T4	500
TWAE108*075□BYZ0^00	1000	75	0.5	30	90	4.5	-70	30	60	3500	E	T4	1000
100 VDC at 85°C 65 VDC at 125°C 60 VDC at 200°C													
TWAB686*100□BYZ0^00	68	100	2.5	2	10	37	-30	4	12	1650	B	T2	500
TWAD157*100□BYZ0^00	150	100	1.6	3	25	22	-35	6	12	2100	D	T3	2000
TWAE227*100□BYZ0^00	220	100	1.2	5	50	15	-40	6	12	2750	E	T4	2000
TWAE337*100□BYZ0^00	330	100	0.8	6	60	10	-45	7	20	3600	E	T4	2000
TWAE407*100□BYZ0^00	400	100	0.8	10	150	10	-50	10	35	4100	E	T4	2000
TWAE477M100□BYZ0^00	470	100	0.7	25	250	10	-50	10	35	4100	E	T4	2000
TWAE757*100□BYZ0^00	750	100	0.6	30	150	5	-60	30	80	6700	E	T4	500
125 VDC at 85°C 85 VDC at 125°C 75 VDC at 200°C													
TWAB476*125□BYZ0^00	47	125	2.3	2	10	47	-25	5	12	1650	B	T2	1000
TWAD826*125□BYZ0^00	82	125	2.8	12	48	50	-30	15	17	-	D	T3	2000
TWAD107*125□BYZ0^00	100	125	1.8	3	25	35	-35	5	12	2100	D	T3	2000
TWAE157*125□BYZ0^00	150	125	1.6	5	50	20	-35	6	16	2750	E	T4	2000
TWAE227*125□BYZ0^00	220	125	1.4	10	50	12	-40	8	15	3600	E	T4	2000

All technical data relates to an ambient temperature of +25°C. Capacitance and DF are measured at 120Hz, 0.5RMS with DC bias of 2.2V. DCL is measured at rated voltage after 5 minutes.

NOTE: AVX reserves the rights to supply higher voltage rating in the same case size, to the same reliability standards.

$$DF = 2\pi f C \times (ESR)$$

$$2\pi = 6.28$$

$$f = 120\text{Hz}$$

C = Actual measured capacitance

ESR = Actual measured ESR