


specifications

Faceplates shall be available with multiple module spaces for both vertical and horizontal applications. Each faceplate shall accept individual modules for both copper and fiber optic applications. Faceplates shall be flush mounted with a clean look and be available with or without labels. Dedicated sloped versions shall be available for improved bend radius control and decreased requirements in wall depth.



MINI-COM® Classic Series Faceplates

technical information

Faceplate dimensions	Horizontal H x W x L = 0.22 x 2.75 x 4.50 in. (5.7 x 69.8 x 114.3 mm) Vertical H x W x L = 0.22 x 4.50 x 2.75 in. (5.7 x 114.3 x 69.8 mm)
Mounting options	Screw holes with screw retention tabs, spaced for single gang openings, and works with Panduit wall board adapters (MWBA1 & MWBA-2G)
Packaging	Supplied with two 1" long #6-32 screws and packaged 1 per bag, 10 per box. Bulk packages available, please consult catalog for part numbers.

key features and ...benefits

Labels and label covers	Follows TIA/EIA-606 labeling standards
Dedicated sloped version	Provides improved bend radius control Select styles available with icon slots
Modularity	Accepts all <i>MINI-COM</i> copper and fiber modules; individual modules snap in and out
Economical	Lower installed cost
Sleek Design	Aesthetically pleasing look and feel
Matches raceway faceplates	Consistent look and feel

applications

The Classic Series Faceplates, with their sleek design, work in all single gang outlet locations. The faceplates also work with wall board adapters, raceway mounting brackets and standard size single gang junction boxes. The heads of the screws are color matched to the faceplate for a clean and consistent look for non-labeled versions. Classic Series Faceplates with Labels provide an aesthetic solution for complete

identification. Other Classic Series faceplates can be labeled easily with modular labels. Dedicated sloped faceplates provide improved bend radius control ensuring standards compliance. Dedicated sloped faceplates with icon slots provide an alternative method for jack identification. Horizontally oriented faceplates work well with horizontally mounted T70 raceway. When using Panduit raceway and faceplates together, color matching is guaranteed.

Vertical Faceplates with Labels

Two Module Space:	CFPL2**
Two Module Space Sloped:	CFPSL2**
Three Module Space:	CFPL3**
Four Module Space:	CFPL4**
Six Module Space:	CFPL6**

Vertical Faceplates

One Module Space:	CFP1**
Two Module Space:	CFP2**
Four Module Space:	CFP4**

Horizontal Faceplates with Labels

Two Module Space Sloped:	CFPHS2**
Four Module Space Sloped:	CFPHSL4**

Horizontal Faceplates

Two Module Space:	CFPH2**
Four Module Space:	CFPH4**

Icons

Phone:	CIP††-C
Computer:	CID††-C

Labels

LS3E, Adhesive:	LSEFPL2WH
LS3E, Non-adhesive:	L3EFNP2WH
Laser and Ink Jet, Adhesive:	JLEFPS-1
Laser and Dot Matrix, Non-adhesive:	EFPT-1

**Substitute:

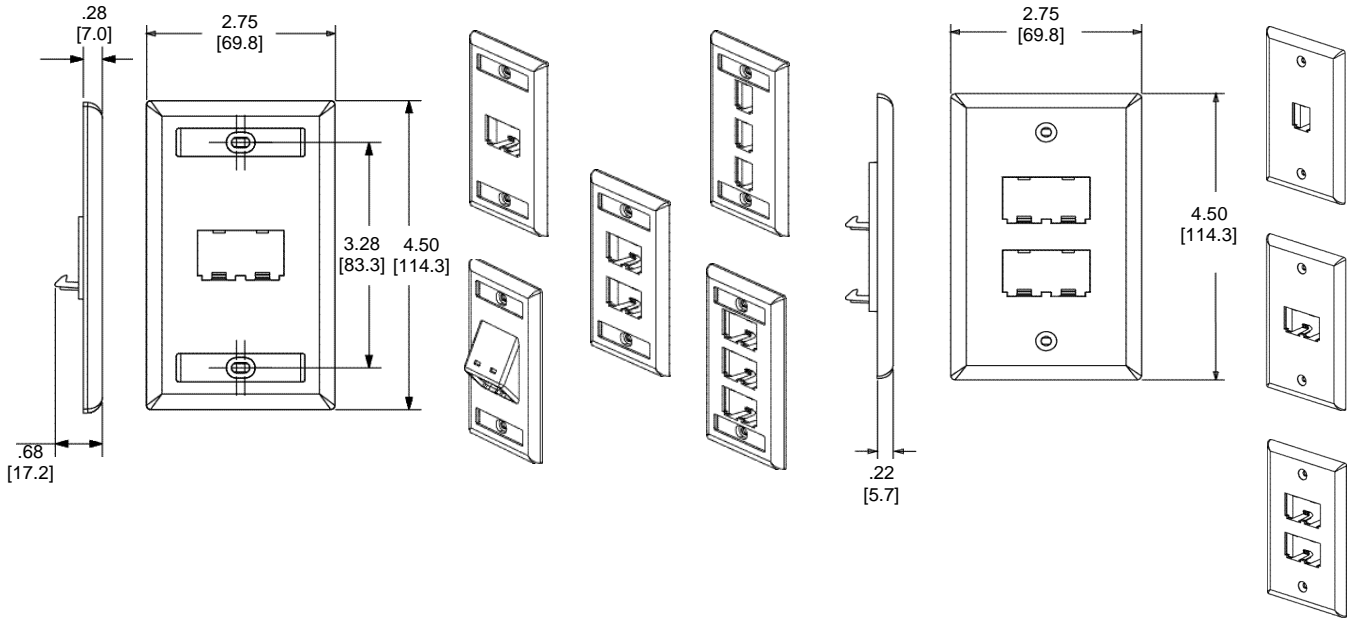
IW = Off White, EI = Electrical Ivory, IG = International Gray, WH = White and BL = Black

†† Icons are available in the above colors plus:

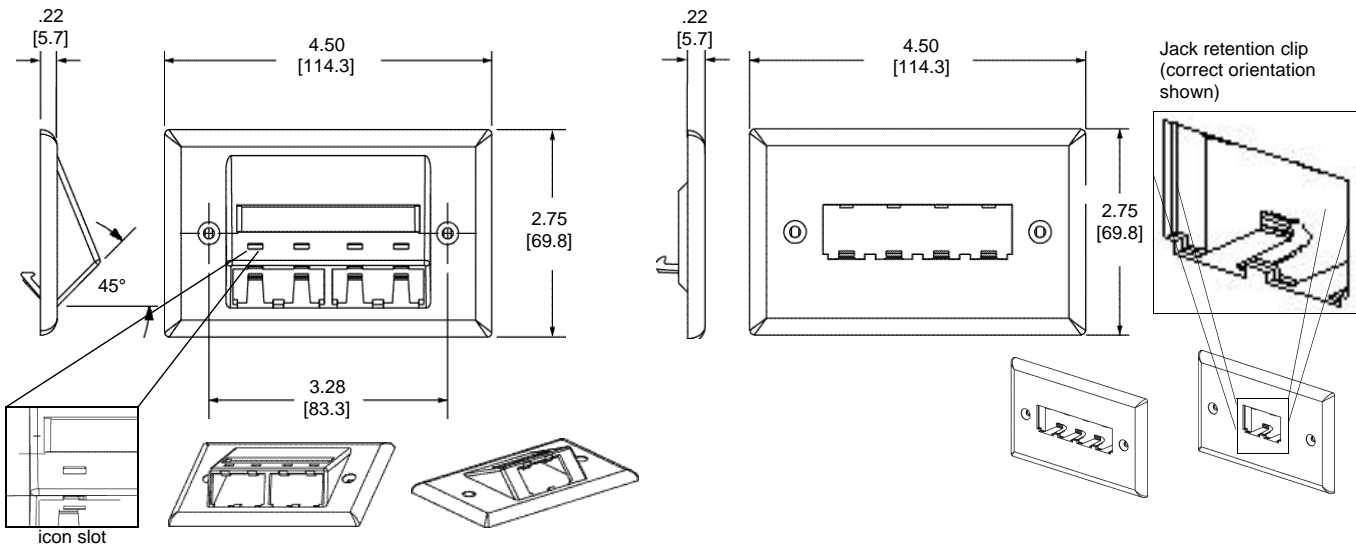
OR = Orange, RD = Red, BU = Blue, GR = Green, YL = Yellow and VL = Violet

MINI-COM® Classic Series Faceplates

Vertical Faceplates



Horizontal Faceplates



Dimensions are in inches [Dimensions in brackets are in millimeters]

Our products are warranted to be free from defects in material and workmanship at the time of sale but our obligation under this warranty is limited to the replacement of any product proved to be defective within 6 months (for product) or 90 days (for tools) from the date of delivery. Tool warranty is void if Panduit tools are modified, altered or misused in any way. Use of Panduit tooling with any product other than the specified Panduit products for which the tool was designed, constitutes misuse. Before using, user shall determine the suitability of the product for his intended use and user assumes all risk and liability whatsoever in connection therewith.

This warranty is made in lieu of and excludes all other warranties, expressed or implied. THE IMPLIED WARRANTIES OF MERCHANTABILITY AND FITNESS FOR A PARTICULAR USE ARE SPECIFICALLY EXCLUDED. Neither seller nor manufacturer shall be liable for any other injury, loss or damage, whether direct or consequential, arising out of the use of, or the inability to use, the product. The information contained in this literature is based on our experience to date and is believed to be reliable. It is intended as a guide for use by persons having technical skill at their own discretion and risk. We do not guarantee favorable results or assume any liability in connection with its use. Dimensions contained herein are for reference purposes only. For specific dimensional requirements consult the factory. This publication is not to be taken as a license to operate under, or a recommendation to infringe any existing patents. This supersedes and voids all previous literature, etc.



WORLD HEADQUARTERS
PANDUIT CORP.
Tinley Park, Illinois, USA
Phone: 888-506-5400, ext. 6914
708-532-1800, ext. 6914
Fax: 708-460-2897
Email: info@panduit.com
Internet: www.panduit.com/hcg

PANDUIT CANADA
Div. of PANDUIT CORP.
Markham, Ontario
Phone: 800-387-9689

EUROPEAN HEADQUARTERS
PANDUIT EUROPE LTD.
London, UK
Phone: 181-601-2700

ASIAN HEADQUARTERS
PANDUIT SINGAPORE PTE. LTD.
Republic of Singapore
Phone: 861-3122

PANDUIT CORPORATION
Japan Branch
Phone: (81) (3) 3767-7011

PANDUIT MEXICO/ LATIN
AMERICA & CARIBBEAN
Phone: (52) 3 666-2501

PANDUIT (AUST.) PTY.LTD
Phone: (61) 3-9794 9020

**For Pricing and Further Information –
Contact your local authorized
PANDUIT PAN-NET™ Distributor or Sales Office**