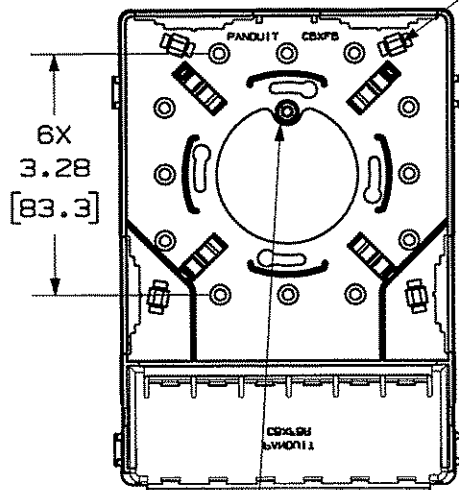


THIS COPY IS PROVIDED ON A RESTRICTED BASIS AND IS NOT TO BE USED IN ANY WAY DETRIMENTAL TO THE INTERESTS OF PANDUIT CORP.

PANDUIT P/N	WEIGHT
CBXF12**-AY	3.3 LB/10 PCS (1496.8 g/10 PCS)

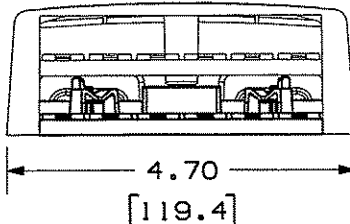
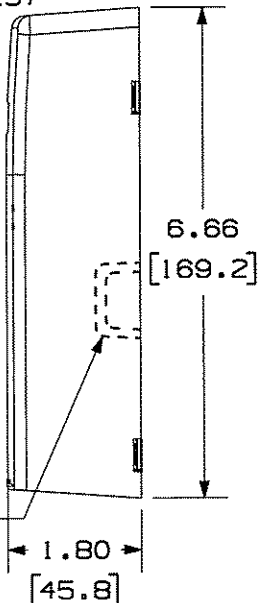
COVER REMOVED FOR CLARITY

PAN-TY LOOP FOR  
CABLE HOLD-DOWN  
(4 PLACES)



POST FOR TAMPER  
RESISTANT SCREW

BREAKOUT AREA  
(4 PLACES)



NOTES:

- SEE CURRENT CATALOG FOR ADDITIONAL PART NUMBER SUFFIXES TO INDICATE COLOR AND OR PACKAGE QUANTITY.
- SEE CATALOG FOR A COMPLETE LIST OF PARTS APPLICABLE FOR USE WITH THIS PART.
- DIMENSIONS IN PARENTHESES ARE IN METRIC.
- ALSO INCLUDED WITH BOX:
  - 1- BOX BASE
  - 1- BOX COVER
  - 1- BRIDGE
  - 2- PLT1.51-C PAN-TY
  - 1- LABEL/ LABEL COVER
  - 2- MOUNTING SCREW
  - 1- COVER SCREW (USED TO SECURE COVER TO BASE)
  - 2- STRIP OF 1.00" X .75" FOAM TAPE FOR MOUNTING
  - 1- STRIP OF 3.00" X .75" FOAM TAPE FOR MOUNTING
- BREAKOUTS DESIGNED TO ACCEPT LD3/LDP3, LD5/LDP5, OR LD10/LDP10 RACEWAY.
- BASE MATERIAL THICKNESS: .090( 2.29 ).

NO WARRANTY, EXPRESSED OR IMPLIED, IS MADE BY PANDUIT WITH RESPECT TO ADHESIVE BOND PERFORMANCE, AMONG OTHER THINGS, THE CONDITIONS UNDER WHICH THESE MOUNTS MAY BE APPLIED AND/OR THE SURFACE TO WHICH THEY MAY BE APPLIED ARE BEYOND PANDUIT'S CONTROL.

DRAWING FILENAME		SIZE
M02479ES_DC125_00A.PRT		A
MINI-COM 12 POSITION MULTI-MEDIA FIBER SURFACE MOUNT BOX CUSTOMER DRAWING		
PANDUIT <sup>TM</sup> CORP. TINLEY PARK, ILL 60477		I.I. NUMBER
<p>ALL DIMENSIONS ARE GIVEN IN INCHES, UNLESS OTHERWISE SPECIFIED. DIMENSIONAL TOLERANCES ARE: (.X) ± (.XXX) ± .010(.31) (.XX) ± .03(.8) ANGLES ±</p>		PRODUCT SPEC
DRAWN BY: JsP		WORK INSTRUCTION
DATE: 1-19-07		SCALE
MATERIAL: ABS		PART NO.
<p>REV   DATE   BY   CHK   DESCRIPTION   ECN   R   CUST   SUP   OTH</p> <p>R   1-19-07   JsP   [Signature]   RELEASED TO PRODUCTION   02479-125   [Signature]   [Signature]  </p>		<p>N/A</p> <p>N/A</p> <p>N/A</p> <p>NONE</p> <p>CBXF12**-AY</p>
		DRAWING NO.
		02479-125

NETWORK SYSTEMS  
JAN 25 2007  
ENGINEERING DEPT