



C33xx Model
5x7 mm SMD, 3.3V, HCMOS

Frequency Range:	1.544 to 156.250 MHz
Frequency Stability Options(ppm):	±20, ±25, ±50, ±100
Temperature Range: (standard)	0°C to +70°C
(Option "M")	-20°C to +70°C
(Option "E**")	-40°C to +85°C
Storage:	-45°C to 90°C
Input Voltage:	3.3V ±0.3V
Input Current:	
(1.544~34.00 MHz)	18mA Max
(35.00~50.00 MHz)	25mA Max
(51.00~69.00 MHz)	30mA Max
(70.00~156.25 MHz)	50mA Max
Standby Current:	3uA Typical, 10uA Max
Output:	HCMOS
Symmetry:	45/55% Max @ 50%Vdd
Rise/Fall Time:	
(1.54~10.00 MHz)	5nsec Max @ 20% to 80% Vdd
(10.10~30.00 MHz)	4nsec Max @ 20% to 80% Vdd
(30.10~50.00 MHz)	3nsec Max @ 20% to 80% Vdd
(50.10~80.00 MHz)	2.5nsec Max @ 20% to 80% Vdd
(80.10~156.25 MHz)	2nsec Max @ 20% to 80% Vdd
Logic:	"0"= 10% Vdd Max "1"= 90% Vdd Min
Disable Time:	200nSec Max
Start-up Time:	1mSec Typical, 2mSec Max
Load:	30pF Max, >125 MHz 15pF Max
Jitter RMS: 12 kHz~80 MHz	0.5psec Typical, 1psec Max
Sub-harmonics:	None
Aging:	<3ppm 1 st year, <1ppm every year thereafter

*available in select frequencies -40/85

Model C33xx is a 1.544 MHz to 156.250 MHz HCMOS Clock Oscillator operating at 3.3Volts. The oscillator utilizes Fundamental or High Q Third Overtone crystal design providing very low Jitter and Phase Noise. No Sub-Harmonics are present in the Output Signal.

Applications:

Digital Video
SONET/SDH/DWDM
Storage Area Networks
Broadband Access
Ethernet, Gigabit Ethernet

Mechanical:

Shock: MIL-STD-883, Method 2002, Condition B
Vibration: MIL-STD-883, Method 2007, Condition A
Solderability: MIL-STD-883, Method 2003
Solvent Resistance: MIL-STD-202, Method 215
Resistance to Soldering Heat: MIL-STD-202, Method 210, Condition I or J

Environmental:

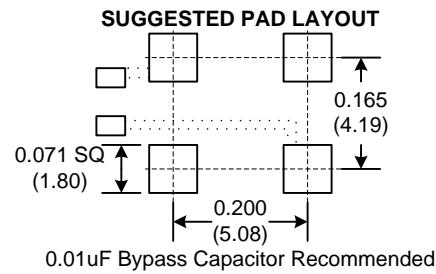
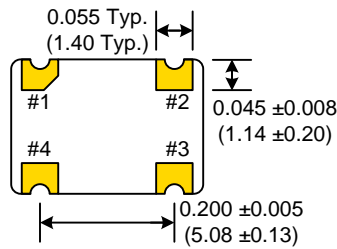
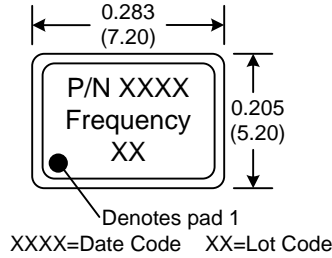
Thermal Shock: MIL-STD-883, Method 1011, Condition A
Moisture Resistance: MIL-STD-883, Method 1004

Rev: M
Date: 02-Dec-2015
Page 1 of 2

Specifications subject to change without notice.



C33xx Model 5x7 mm SMD, 3.3V, HCMOS

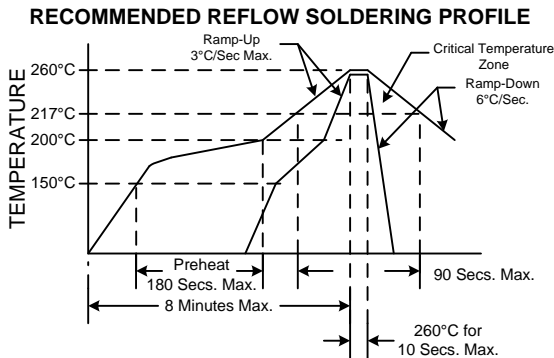


Dimensions inches (mm)
All dimensions are Max unless otherwise specified.

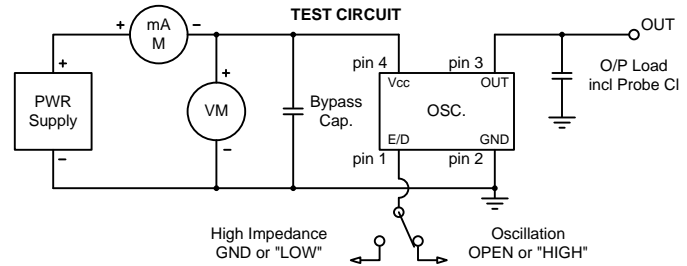
Tri-State Function	
Function pin 1	Output pin
Open "1" level 0.7xVcc Min "0" level 0.3xVcc Max	Active Active High Z

PIN	Function
1	E/D
2	GND
3	OUT
4	Vcc

Crystek Part Number Guide		
C X 3 3 9 X - 44.736		
#1	#2	#3
#1 Temp. Range: Blank = 0/70°C, M= -20/70°C, E= -40/85°C #2 Stability: (see Table 1) #3 Frequency in MHz: 3 or 6 decimal places		
Example: C3392-44.736MHz = 3.3V, 0/70°C, ±50ppm, 44.736MHz CM3391-44.736MHz = 3.3V, -20/70°C, ±25ppm, 44.736MHz CE3390-44.736MHz = 3.3V, -40/85°C, ±100ppm, 44.736MHz		
		Stability Indicator
		0 ± 100ppm 2 ± 50ppm 1 ± 25ppm 8* ± 20ppm <small>*available in select frequencies -40/85</small>
Table 1		



NOTE: Reflow Profile with 240°C peak also acceptable.



Rev: M
Date: 02-Dec-2015
Page 2 of 2

Specifications subject to change without notice.