

Radial Leads/SkyCap®/SL Series



GENERAL INFORMATION

AVX SL Series

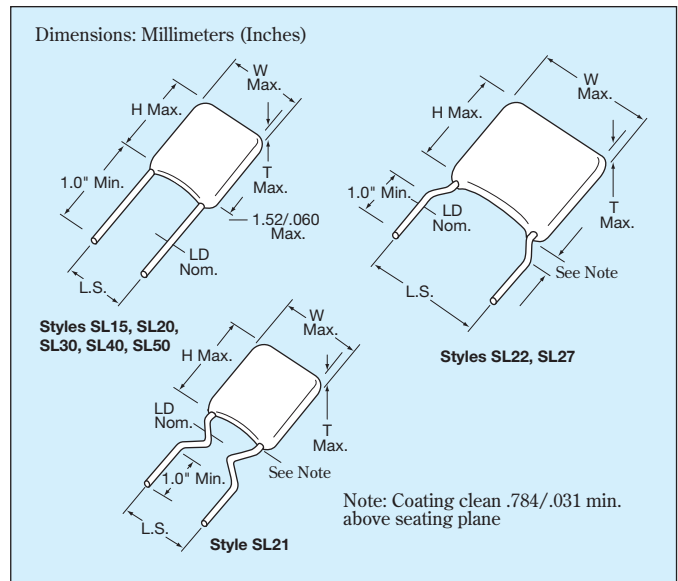
Conformally Coated Radial Ledged MLC

Temperature Coefficients: C0G (NP0), X7R, Z5U

200, 100, 50 Volts (300V, 400V & 500V also available)

Case Material: Epoxy

Lead Material: Solderable Sn/Pb



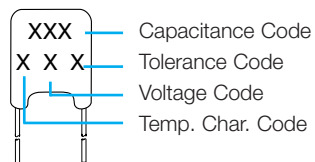
HOW TO ORDER

SL21	5	E	104	M	A	B	TR1
AVX Style	Voltage	Temperature Coefficient	Capacitance	Capacitance Tolerance	Failure Rate	Leads	Packaging
SL15 SL20 SL21 SL22 SL27 SL30 SL40 SL50	5 = 50V 1 = 100V 2 = 200V 9 = 300V 8 = 400V 7 = 500V	A = C0G (NP0) C = X7R E = Z5U	First two digits are the significant figures of capacitance. Third digit indicates the additional number of zeros. For example, order 100,000 pF as 104. (For values below 10pF use "R" in place of decimal point, e.g., 1R4 = 1.4pF)	C0G (NP0): C = ±.25pF D = ±.5pF F = ±1% (>50pF only) G = ±2% (>25pF only) J = ±5% K = ±10%	X7R: J = ±5% K = ±10% M = ±20% Z5U: M = ±20% Z = +80% -20%	A = Not Applicable B = Leads Sn/Pb (Tin lead product)	Blank = Bulk Packaging T = Trimmed Leads .230"±.030" Bulk packaging TR1 = Tape and Reel Packaging AP1 = Ammopack Packaging See packaging specification page 33-34.

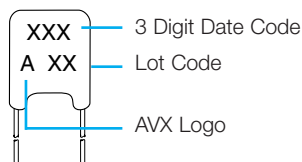
Not RoHS Compliant

MARKING

FRONT



BACK



PACKAGING REQUIREMENTS

	Quantity per Bag
SL15, 20, 21, 22, 27, 30	1000 Pieces
SL40, 50	500 Pieces

Note: SL15, SL20, SL21, SL30, and SL40 available on tape and reel per EIA specifications RS-468. See Pages 33 and 34.



Radial Leads/SkyCap®/SL Series



C0G (NP0) Dielectric

SIZE AND CAPACITANCE SPECIFICATIONS

EIA Characteristic

Dimensions: Millimeters (Inches)

AVX Style	SL15	SL20	SL21	SL22	SL27	SL30	SL40	SL50											
AVX "Insertable"	SL07	SL29	SL59	N/A	N/A	SL65	SL75	N/A											
Width (W)	3.81 (.150)	5.08 (.200)	5.08 (.200)	5.08 (.200)	6.604 (.260)	7.62 (.300)	10.16 (.400)	12.70 (.500)											
Height (H)	3.81 (.150)	5.08 (.200)	5.08 (.200)	5.08 (.200)	6.35 (.250)	7.62 (.300)	10.16 (.400)	12.70 (.500)											
Thickness (T)	2.54 (.100)	3.175 (.125)	3.175 (.125)	3.175 (.125)	4.06 (.160)	3.81 (.150)	3.81 (.150)	5.08 (.200)											
Lead Spacing (L.S.)	2.54 (.100)	2.54 (.100)	5.08 (.200)	6.35 (.250)	7.62 (.300)	5.08 (.200)	5.08 (.200)	10.16 (.400)											
Lead Diameter (L.D.)	.508 (.020)	.508 (.020)	.508 (.020)	.508 (.020)	.508 (.020)	.508 (.020)	.508 (.020)	.635 (.025)											
Cap. in.* Industry Preferred pF	VVDC			VVDC			VVDC			VVDC			VVDC			VVDC			
	Values in Blue			Values in Blue			Values in Blue			Values in Blue			Values in Blue			Values in Blue			
	200	100	50	200	100	50	200	100	50	200	100	50	200	100	50	100	50	100	50
1.0-9.9	SL151A1R0DAB																		
10	SL151A100KAB																		
15	SL.....A150KAB																		
22	SL.....A220KAB																		
33	SL.....A330KAB																		
39	SL.....A390KAB																		
47	SL.....A470KAB																		
68	SL.....A680KAB																		
100	SL151A101KAB																		
150	SL.....A151KAB																		
220	SL.....A221KAB																		
330	SL.....A331KAB																		
390	SL.....A391KAB																		
470	SL.....A471KAB																		
680	SL.....A681KAB																		
1000	SL211A102KAB																		
1500	SL.....A152KAB																		
2200	SL.....A222KAB																		
3900	SL.....A392KAB																		
4700	SL.....A472KAB																		
6800	SL.....A682KAB																		
8200	SL.....A822KAB																		
10,000	SL305A103KAB																		
15,000	SL.....A153KAB																		
22,000	SL.....A223KAB																		
33,000	SL.....A333KAB																		
39,000	SL.....A393KAB																		
47,000	SL.....A473KAB																		
68,000	SL.....A683KAB																		
100,000	SL.....A104KAB																		

For other styles, voltages, tolerances and lead lengths see Part No. Codes or contact factory.

*Other capacitance values available upon special request.

- = Industry preferred values
- = SL20 only

NOTE: Capacitance Ranges available for SL12 same as SL15
 SL62 same as SL21
 SL64 same as SL30
 SL89 same as SL21

Radial Leads/SkyCap®/SL Series



X7R Dielectric




SIZE AND CAPACITANCE SPECIFICATIONS

EIA Characteristic

Dimensions: Millimeters (Inches)

AVX Style	SL15	SL20	SL21	SL22	SL27	SL30	SL40	SL50										
AVX "Insertable"	SL07	SL29	SL59	N/A	N/A	SL65	SL75	N/A										
Width (W)	3.81 (.150)	5.08 (.200)	5.08 (.200)	5.08 (.200)	6.604 (.260)	7.62 (.300)	10.16 (.400)	12.70 (.500)										
Height (H)	3.81 (.150)	5.08 (.200)	5.08 (.200)	5.08 (.200)	6.35 (.250)	7.62 (.300)	10.16 (.400)	12.70 (.500)										
Thickness (T)	2.54 (.100)	3.175 (.125)	3.175 (.125)	3.175 (.125)	4.06 (.160)	3.81 (.150)	3.81 (.150)	5.08 (.200)										
Lead Spacing (L.S.)	2.54 (.100)	2.54 (.100)	5.08 (.200)	6.35 (.250)	7.62 (.300)	5.08 (.200)	5.08 (.200)	10.16 (.400)										
Lead Diameter (L.D.)	.508 (.020)	.508 (.020)	.508 (.020)	.508 (.020)	.508 (.020)	.508 (.020)	.508 (.020)	.635 (.025)										
Cap. in.* Industry Preferred Values in Blue	WVDC			WVDC			WVDC			WVDC			WVDC			WVDC		
	200	100	50	200	100	50	200	100	50	200	100	50	200	100	50	200	100	50
470 pF SL.....C471KAB																		
1000 pF SL155C102KAB																		
1500 pF SL.....C152KAB																		
2200 pF SL.....C222KAB																		
3300 pF SL.....C332KAB																		
4700 pF SL.....C472KAB																		
6800 pF SL.....C682KAB																		
10,000 pF SL215C103KAB																		
15,000 pF SL.....C153KAB																		
22,000 pF SL.....C223KAB																		
33,000 pF SL.....C333KAB																		
47,000 pF SL.....C473KAB																		
68,000 pF SL.....C683KAB																		
100,000 pF SL215C104KAB																		
150,000 pF SL.....C154KAB																		
220,000 pF SL215C224KAB																		
330,000 pF SL.....C334KAB																		
390,000 pF SL.....C394KAB																		
470,000 pF SL305C474KAB																		
1.0 uF SL305C105KAB																		
2.2 uF SL405C225KAB																		
2.7 uF SL505C275KAB																		
4.7 uF SL505C475KAB																		
10.0 uF SL655C106KAB																		

For other styles, voltages, tolerances and lead lengths see Part No. Codes or contact factory.

-  = Industry preferred values
-  = Extended range
-  = Extended range with 0.150" thickness maximum



Radial Leads/SkyCap®/SL Series



Z5U Dielectric

SIZE AND CAPACITANCE SPECIFICATIONS

EIA Characteristic

Dimensions: Millimeters (Inches)

AVX Style	SL15	SL20	SL21	SL22	SL27	SL30	SL40	SL50
AVX "Insertable"	SL07	SL29	SL59	N/A	N/A	SL65	SL75	N/A
Width (W)	3.81 (.150)	5.08 (.200)	5.08 (.200)	5.08 (.200)	6.604 (.260)	7.62 (.300)	10.16 (.400)	12.70 (.500)
Height (H)	3.81 (.150)	5.08 (.200)	5.08 (.200)	5.08 (.200)	6.35 (.250)	7.62 (.300)	10.16 (.400)	12.70 (.500)
Thickness (T)	2.54 (.100)	3.175 (.125)	3.175 (.125)	3.175 (.125)	4.06 (.160)	3.81 (.150)	3.81 (.150)	5.08 (.200)
Lead Spacing (L.S.)	2.54 (.100)	2.54 (.100)	5.08 (.200)	6.35 (.250)	7.62 (.300)	5.08 (.200)	5.08 (.200)	10.16 (.400)
Lead Diameter (L.D.)	.508 (.020)	.508 (.020)	.508 (.020)	.508 (.020)	.508 (.020)	.508 (.020)	.508 (.020)	.635 (.025)
Cap. in.* Industry Preferred Values in Blue	WVDC 100 50	WVDC 100 50	WVDC 100 50	WVDC 100 50	WVDC 100 50	WVDC 100 50	WVDC 100 50	WVDC 100 50
10,000 47,000 100,000	SL155E103ZAB SL.....E473ZAB SL215E104ZAB							
150,000 220,000 330,000	SL.....E154ZAB SL215E224ZAB SL215E334ZAB							
470,000 680,000	SL215E474ZAB SL.....E684ZAB							
1.0 µF 1.5 µF 2.2 µF	SL.....105ZAB SL30E155ZAB SL30E225ZAB							
3.3 µF 4.7 µF	SL30E335ZAB SL30E475ZAB							

For other styles, voltages, tolerances and lead lengths see Part No. Codes or contact factory.

*Other capacitance values available upon special request.

- = Industry preferred values
- = SL20 only

AVX 500 VOLT SKYCAPS**

STYLE*	MAXIMUM CAPACITANCE VALUE	
	COG (NP0)	X7R
SL29	900 pF	.015 µF
SL20	1800 pF	.033 µF
SL28 SL59	900 pF	.015 µF
SL13 SL21	1800 pF	.033 µF
SL30 SL61 SL65	7200 pF	.12 µF
SL40 SL75	.015 µF	.27 µF
SL22	1800 pF	.033 µF
SL27	1800 pF	.033 µF
SL76	.015 µF	.27 µF
SL50	.036 µF	.59 µF

*Consult pages 27 and 28 for style sizes.

**Voltage rating based on DWV of 150% of rated voltage.



Mouser Electronics

Authorized Distributor

Click to View Pricing, Inventory, Delivery & Lifecycle Information:

AVX:

[SL151A330JAB](#) [SL155E103MAB](#) [SL151C102KAB](#) [SL301A103JAB](#) [SL151A150JAB](#) [SL151C103KAB](#)
[SL155C103KAB](#) [SL151A220JAB](#) [SL151A100JAB](#) [SL151A101JAB](#) [SL155C102KAB](#) [SL201A102JAB](#)
[SL301E105MAB](#) [SL305C105KAB](#) [SL305C474KAB](#) [SL305E105MABTR1](#) [SL505C225KAB](#) [SL211A471JAB](#)
[SL205E104MAB](#) [SL211C103KAB](#) [SL205C104MAB](#) [SL201E104MAB](#) [SL201C104KAB](#) [SL211C104KAB](#)
[SL205E224MAB](#) [SL215C103KAB](#) [SL211C104KABTR1](#) [SL215C224KAB](#) [SL275E104MAB](#) [SL275C104KAB](#)
[SL215E474MAB](#) [SL201A222JAB](#) [SL215C104KAB](#) [SL205C104KABTR1](#) [SL205C104KAB](#) [SL215C104KABTR1](#)
[SL211A102KAB](#) [SL151A101KAB](#) [SL215A270JAB](#) [SL151E103MABTR2](#) [SL211A220JAB](#) [SL205C104JAB](#)
[SL505E475MAB](#) [SL501A104JAB](#) [SL221A102JAB](#) [SL215C683KAB](#) [SL152A330KAB](#) [SL295E104MABTR1](#)
[SL151A680KAB](#) [SL151C222KAB](#) [SL211C473KABTR13289](#) [SL201C104KABTR2](#) [SL621A102FABTR1](#)
[SL205E474MAB](#) [SL301A103FAB](#) [SL201A122JAB](#) [SL221E104MAB](#) [SL305E105MAB](#) [SL201A102JABTR1](#)
[SL211C222JAB](#) [SL305A103JAB](#) [SL301A183JAB](#) [SL307C104MAB](#) [SL215C153KAB](#) [SL155A100JAB](#)
[SL211E104MAB](#) [SL301C334KAB](#) [SL151A680JAB](#) [SL225E474MAB](#) [SL215E334ZAB](#) [SL211C103KABTR2-85](#)
[SL215C333JAB](#) [SL151A100JABTR1](#) [SL155E104MAB](#) [SL155C103MAB](#) [SL221C103MAB](#) [SL155A102KAB](#)
[SL211C473KAB](#) [SL215E473MABTR1](#) [SL501A153KAB](#) [SL215C224KABTR1](#) [SL155E103ZAB](#) [SL215E334MABTR1](#)
[SL211A222JAB](#) [SL215C222KAB](#) [SL215C104MAB](#) [SL502C474KAB](#) [SL215E104MAB](#) [SL215C473KAB](#)
[SL305E225MAB](#) [SL215C154KAB](#) [SL307C103KAB](#) [SL152A4R7DAB](#) [SL151C271KAB](#) [SL302A103KAB](#)
[SL151A471JAB](#) [SL305C474KABAP2](#) [SL505C475KAB](#) [SL215C104KABTR2](#) [SL211C333KAB](#)