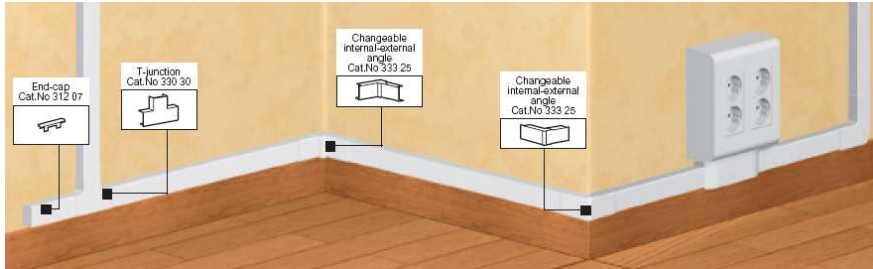


DLPlus Mini-Trunking

Number(s) : 30004/07/08/10/14/15/21/22/26/27/33, 30207 à 30209/11/13/14/16/18/21/23/24/26/27/28/41/43/51/53/54, 30274/81/83/86/88/90 à 93, 30110/12/14/91/93, 30654/67, 30300 à 30303/16/26, 31200 à 03 à 05 à 08/11/13/14, 33301/10/11/16/17, 33321/22/25/26/27/28/29/30/57, 33600 à 09, 30801/04/05

CONTENTS	PAGES
1. Range	1 to 2
2. Accessories	3 to 7
3. Wiring accessories frames	8
4. Material characteristics	9
5. Technical characteristics	9 to 10




1. RANGE

DLP mini-trunking offers:

- the distribution, the protection and the derivation of various cables in an electrical installation.
- mini-trunkings, finishing accessories (end, joint of lid, joint of body, interior angle, exterior angle, flat angle, derivation)
- all the easy ways/advantages for the installation.
- to comply with the norm EN 50085-2-1, safety and technical performance.
- a flexibility with the installation and maintenance:

DLPlus mini-trunking with cable grip:



Equipped with a integrated device for holding cables in place

Without central partition

With central partition



Cable grip :

It makes the installation easier and faster by containing all the wires inside the trunking body before the cover is clipped.

Comfortable implementation:

During installation, the conductors stay in place in the 1 or 2 compartment mini-trunking thanks to cable-grip membranes.

Speed of installation:

- cable holding is integrated with the trunking (no staple to add)
- easy conductors position
- quick cover fitting

1. RANGE (continued)

Export range :

Sections	references	Pack
20x12.5 a/c	30007	120m
20x12.5 s/c	30008	120m
32x12.5 a/c	30014	80m
32x12.5 s/c	30015	80m
32x16 s/c	30804	60m
40x20 s/c	30027	48m
60x20 a/c	30114	32m
75x20 a/c	30033	20m

Sections	references	Pack
20x10 a/c	30801	120m
20x10 s/c	30802	120m
32x10 a/c	30805	90m
16x16 s/c	30004	80m
25x16 s/c	30010	80m
40x16 s/c	30022	90m
60x16 a/c	30026	90m
32x25 s/c	30112	60m
40x25 s/c	30110	60m

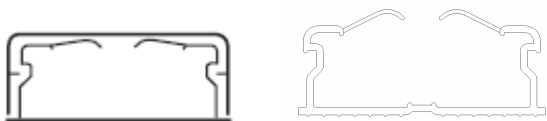
Note : a/c = with central partition, s/c = without central partition

DLPlus Mini-Trunking

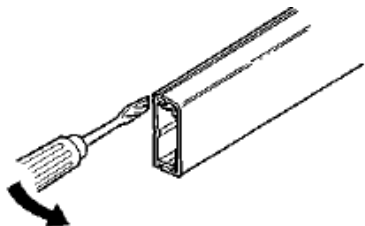
Number(s) : 30004/07/08/10/14/15/21/22/26/27/33, 30207 à 30209/11/13/14/16/18/21/23/24/26/27/28/41/43/51/53/54, 30274/81/83/86/88/90 à 93, 30110/12/14/91/93, 30654/67, 30300 à 30303/16/26, 31200 à 03 à 05 à 08/11/13/14, 33301/10/11/16/17, 33321/22/25/26/27/28/29/30/57, 33600 à 09, 30801/04/05

1. RANGE (continued)

1.1. Mini-trunking without central partition ref. 30004/08/10/15/22/27, 30802/04, 30110/12



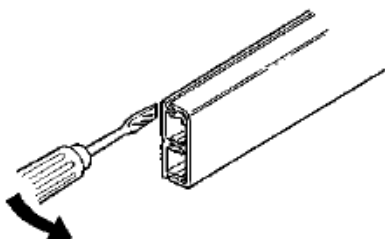
Assembly of the body and covers by clips (disassembling with the assistance tool ex: screwdriver)



1.2. Mini-trunking with central partition ref.30007/14/21/26/33 and 30114, 30801/05



Assembly of the body and covers by clips (disassembling with the assistance tool ex: screwdriver)

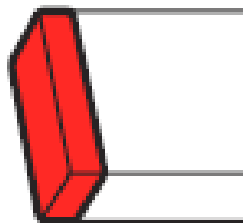


Available in length of 2m.
White color RAL 9003

Fixing by:
- joining (cartridge of adhesive neoprene for glue gun ref. 30949)
- wall plugs for immediate fixing (without screw nor nail ref. 30898/99)
- screw, nails...

2. ACCESSORIES

2.1. End cap ref. 31200/01/02/03/04/05/06/07/08/09/11/13/14, 30290 et 30300.



White color RAL 9003

Allows to block the end of the body:

- respect of the protection degree
- improvement of aesthetics (covering of the cut)
- left or right end cap

Assembly on the body by fitment and screwing.

References	Use with mini-trunking	pack
31200	20x10	10
31201	32x10	10
31202	20x12.5	20
31203	32x12.5	20
31205	16x16	10
31206	25x16	10
31207	32x16	10
31208	40x16	10
31211	40x20	10
31213	32x25	10
31214	40x25	10
30290	60x16/20	10
30300	75x20	10

DLPlus Mini-Trunking

Number(s) : 30004/07/08/10/14/15/21/22/26/27/33, 30207 à 30209/11/13/14/16/18/21/23/24/26/27/28/41/43/51/53/54, 30274/81/83/86/88/90 à 93, 30110/12/14/91/93, 30654/67, 30300 à 30303/16/26, 31200 à 03 à 05 à 08/11/13/14, 33301/10/11/16/17, 33321/22/25/26/27/28/29/30/57, 33600 à 09, 30801/04/05

2. ACCESSORIES (continued)

2.2. Internal/external angle ref. 30221/51/71/81/91/92, 33315/25/26 and 30301/02.

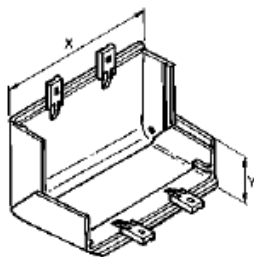
References	Use with mini-trunking	pack
30211	20x10	20
30251	32x10	10
30221	20x12.5	10
30251	32x12.5	10
30191	16x16	10
30241	25x16	10
33325	32x16	10
33326	40x16	10
30281	40x20	10
33355	32x25	10
30286	40x25	10
30291/92	60x16/20	10
30301/02	75x20	10

Note :

Concerning mini-trunkings ref. 30114 and 30033, the internal/external angles have forms different that those from the other ref. of mouldings allowing screwing in the partitions.

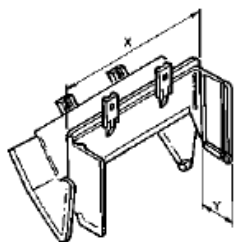
The external angles are specific.

30292 external angle for 60x20
30302 external angle for 75x20



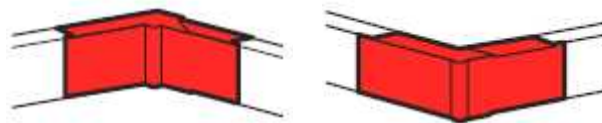
The internal angles are specific.

30291 internal angle 60x20
30301 internal angle 75x20



2. ACCESSORIES (continued)

2.2. Internal/external angle ref. 30221/51/71/81/91/92, 33315/25/26 and 30301/02 (continued)



Internal/external angle allows:

- avoid the cut of miter on the mini-trunking
- respect of the degree protection
- aesthetics improves (covering of the cut and not or little extra thickness)

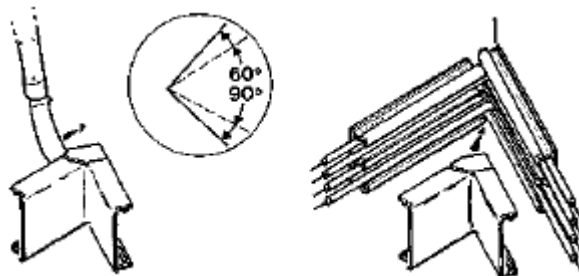
Assembly on the body by clipsage.

Variable internal/external angles of 60 with 120°.

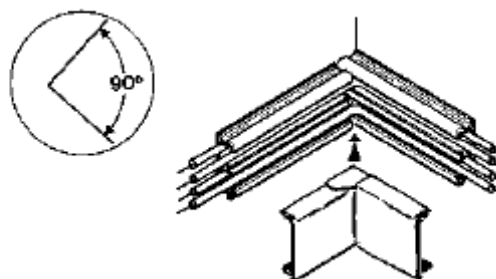
White color RAL 9003

Assembly in internal angle :

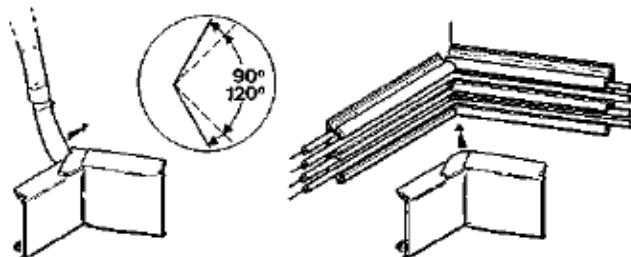
For 60°



For 90°



For 120°

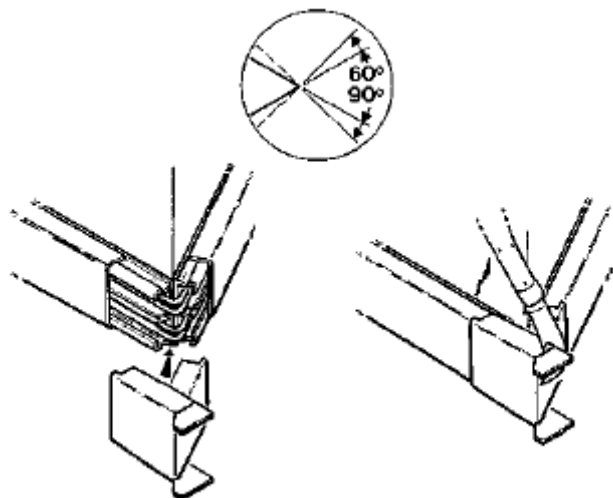


2. ACCESSORIES (continued)

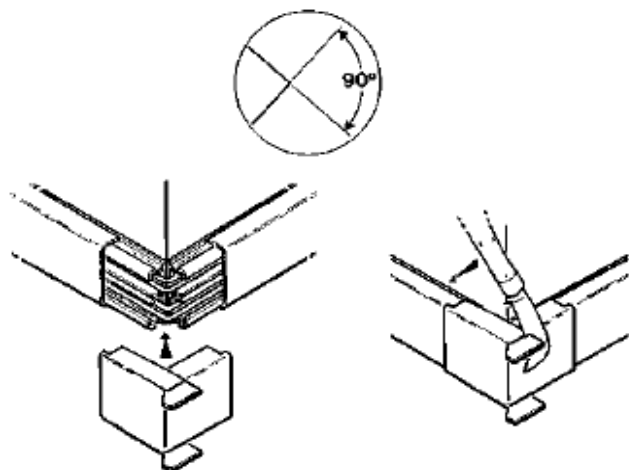
2.2. Internal/external angle ref. 30221/51/71/81/91/92, 33315/25/26 and 30301/02 (continued)

Assembly in internal angle :

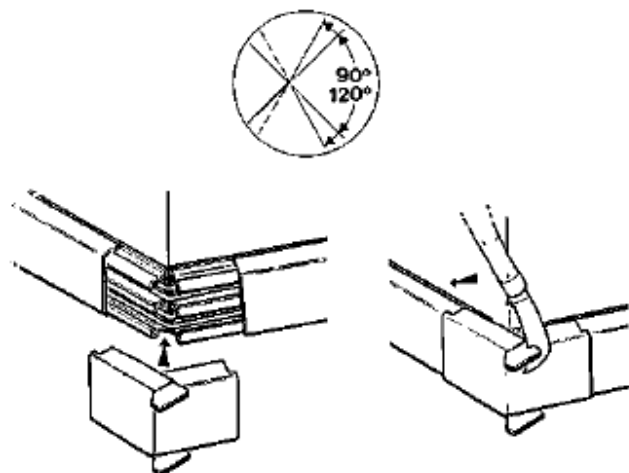
For 60°



For 90°

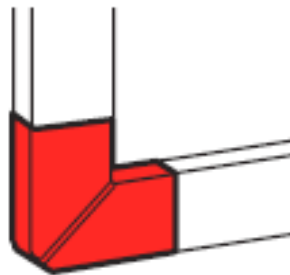


For 120°



2. ACCESSORIES (continued)

2.3. Flat angle plat ref. 30223/53/73/83/93, 33316/27/28 and 30303.



White color RAL 9003

The junction in flat angle of two same sections allows:

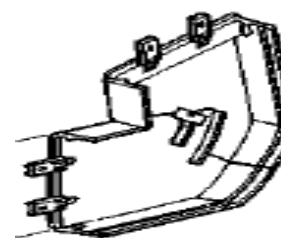
- avoid the cut of miter on the trunking
 - respect of the degree protection
 - the distribution of the various currents preserves
 - aesthetics (covering of the cut) improves
- Assembly on the body by clipsage.

Flat angles are variable (85° to 95°)

References	Use with mini-trunking	pack
30213	20x10	20
/	32x10	/
30223	20x12.5	10
30253	32x12.5	10
30193	16x16	10
30243	25x16	10
33327	32x16	10
33328	40x16	10
30283	40x20	10
33357	32x25	10
30288	40x25	10
30293	60x16/20	10
30303	75x20	10

Note :
Concerning mini-trunkings ref. 30114 and 30033, the flat angles have forms different that those from the other ref. of mouldings allowing screwing in the partitions.

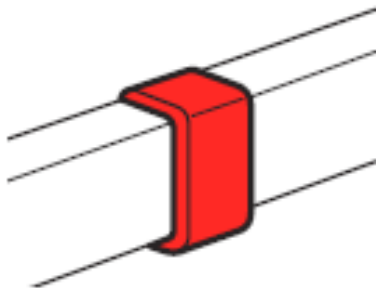
The flat angles are specific.



30293 flat angle for 60x20
30303 flat angle for 75x20

2. ACCESSORIES (continued)

2.4. Cover joint ref. 33600/01/02/03/04/06/07/08/09



White color RAL 9003

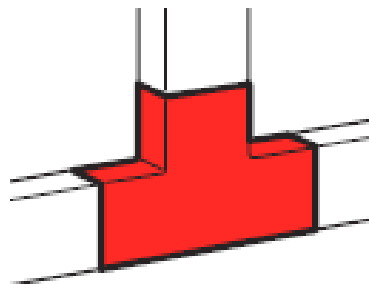
Allows:

- the junction end to end of two covers
 - respect of the degree protection
 - to improve aesthetics (covering of the cut)
- Assembly of the joint with adhesive

References	Use with mini-trunking	pack
33600	16x16	20
33601	25x16	20
33602	20x10/12.5	20
33603	32x10/12.5	20
33604	32x16	20
33605	32x25	10
33606	40x16/20	20
33607	40x25	10
33608	60x16/20	10
33609	75x20	20

2. ACCESSORIES (continued)

2.5. Flat T junction ref. 30207/08/09/18/24/27/28/54/74 and 33330.



White color RAL 9003

The junction in "T" allows.

- respect of the degree protection
 - aesthetics (covering of the cut) improves
- Assembly on the body by clipsage

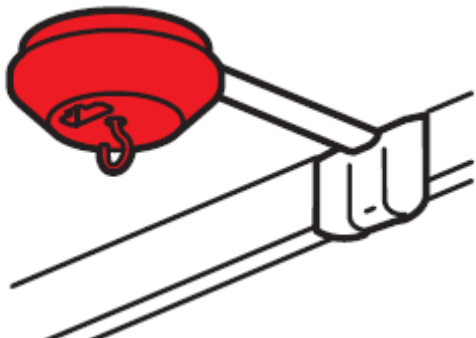
References	Use with mini-trunking	pack
30207	40x12.5/16	10
30208	40x20	10
30209	60x16/20	10
30214	20x10	10
30218	75x20	10
30224	20x12.5	10
30227	32x25	10
30228	40x25	10
30254	32x10/12.5	10
33330	32x16	10

DLPlus Mini-Trunking

Number(s) : 30004/07/08/10/14/15/21/22/26/27/33, 30207 à 30209/11/13/14/16/18/21/23/24/26/27/28/41/43/51/53/54, 30274/81/83/86/88/90 à 93, 30110/12/14/91/93, 30654/67, 30300 à 30303/16/26, 31200 à 03 à 05 à 08/11/13/14, 33301/10/11/16/17, 33321/22/25/26/27/28/29/30/57, 33600 à 09, 30801/04/05

2. ACCESSORIES (continued)

2.6. Plug-in ceiling rose ref. 30654.



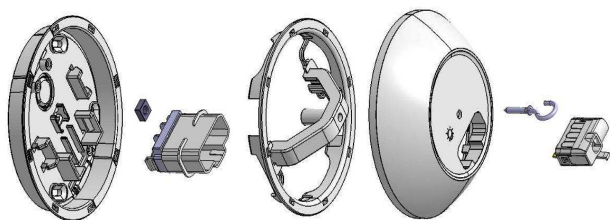
Connection of luminaires

Assembly on the ceiling by screwing

- respect of the degree protection
- to improve aesthetics (covering of the cut)

White color RAL 9003

Delivered with :

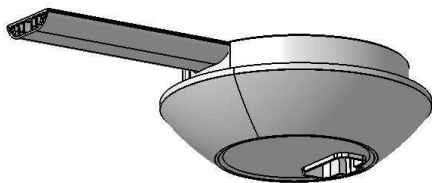


Hole cutter diameter 100mm

Height 40mm

Junction with linkings piece and mini-trunking:

- mini-trunking 20x10 DLPlus
- mini-trunking 20x12.5 DLPlus
- linking piece 32x8 ref. 30667
- linking piece 32x9 ref. 19010

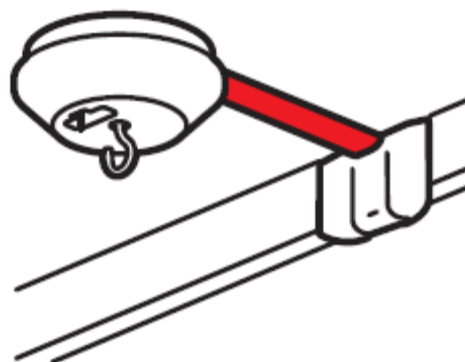


Maximum suspended weight : 25 Kg as long as unit is equipped with a suitable fixing device

Pack by 10

2. ACCESSORIES (continued)

2.7. Linking piece ref. 30667.



Length of 3m.

White color RAL 9003

Linking piece between the above unit and the ring trunking

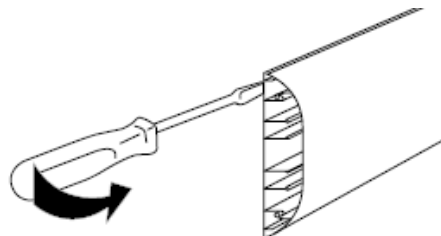
Adhesive foam mounting: foam base equipped with a self-adhesive

It makes the installation easier and faster by containing all the wires (4 conductors) inside the body before the cover is clipped.

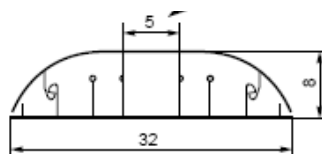
Fixing by:

- joining (cartridge of adhesive neoprene for glue gun ref. 30949)
- wall plugs for immediate fixing (without screw nor nail ref. 30898/99)
- screw, nails...

Assembly of the body and covers by clips (disassembling with the assistance tool ex: screwdriver)



Dimensions.

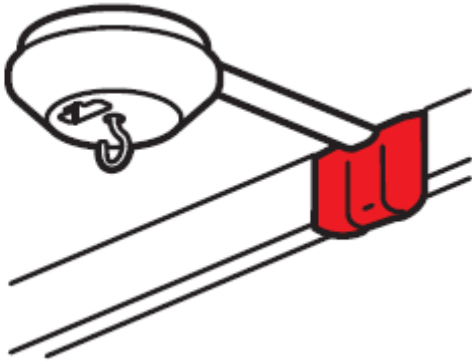


DLPlus Mini-Trunking

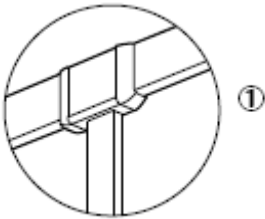
Number(s) : 30004/07/08/10/14/15/21/22/26/27/33, 30207 à 30209/11/13/14/16/18/21/23/24/26/27/28/41/43/51/53/54, 30274/81/83/86/88/90 à 93, 30110/12/14/91/93, 30654/67, 30300 à 30303/16/26, 31200 à 03 à 05 à 08/11/13/14, 33301/10/11/16/17, 33321/22/25/26/27/28/29/30/57, 33600 à 09, 30801/04/05

2. ACCESSORIES (continued)

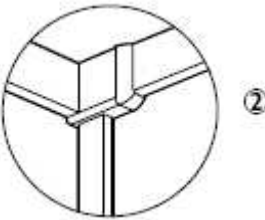
2.8. Wall and ceiling tap-off ref. 30216/26 et 33317/29.



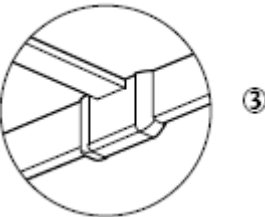
Differents installation with the wall and ceiling tap-off :



1. Junction in Té



2. Junction in angle



3. Junction on the ceiling

White color RAL 9003

The junction allows.

- respect of the degree protection
 - aesthetics (covering of the cut) improves
- Assembly on the body by clipsage and on the wall by screwing

References	Use with mini-trunking
30216	30027
30226	30033/30114
33317	30014/15
33329	30804/30021

2. ACCESSORIES (continued)

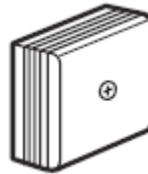
2.9. Height spacer ref. 30677.



Color RAL 8014

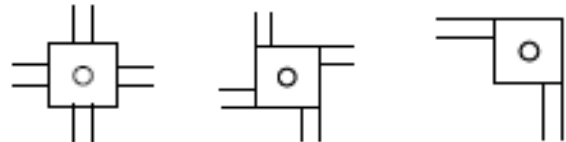
Available in length of 2.10m, colour: charcoal grey.
Allows to use the mini-trunking on the ground
Assembly with adhesive

2.10. Junction boxes ref. 30316/26



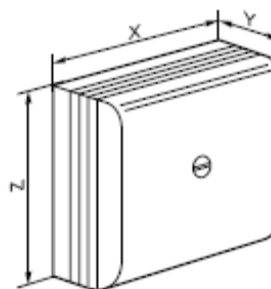
Allows:

- the junction on 4 directions
- respect of the degree protection
- to improve aesthetics (covering of the cut)



White color RAL 9003

Dimensions.



References	X(mm)	Y(mm)	Z(mm)
30316	75	35	75
30326	110	50	110

3. WIRING ACCESSORIES FRAMES

DLPlus mini-trunking: wiring accessories frames

BODIES	Mosaic frames											
	Installation at the end of the mini-trunking ⁽¹⁾						Installation alongside the mini-trunking ⁽¹⁾					
	2 modules ⁽²⁾	3 modules	4 modules ⁽³⁾	6 modules ⁽⁴⁾	2 x 4 modules ⁽⁵⁾	3 x 4 modules ⁽⁶⁾	2 modules ⁽²⁾	3 modules ⁽³⁾	4 modules ⁽⁴⁾	6 modules ⁽⁴⁾	2 x 4 modules ⁽⁵⁾	3 x 4 modules ⁽⁶⁾
	1 frame + 1 adaptor						1 frame + 1 adaptor					
20 x 12.5	316 11 316 40	316 12 316 40	316 13 316 40	316 14 316 40	316 21 316 40	316 22 316 40	316 11 317 01	316 12 317 01	316 13 317 02	316 14 317 03	316 21 317 02	316 22 317 03
32 x 12.5	316 11 316 41	316 12 316 41	316 13 316 41	316 14 316 41	316 21 316 41	316 22 316 41	316 11 317 01	316 12 317 01	316 13 317 02	316 14 317 03	316 21 317 02	316 22 317 03
32 x 16	316 11 316 41	316 12 316 41	316 13 316 41	316 14 316 41	316 21 316 41	316 22 316 41	316 11 317 04	316 12 317 04	316 13 317 05	316 14 317 06	316 21 317 05	316 22 317 06
40 x 20	316 11 316 47	316 12 316 47	316 13 316 47	316 14 316 47	316 21 316 47	316 22 316 47	316 11 317 07	316 12 317 07	316 13 317 08	316 14 317 09	316 21 317 08	316 22 317 09
60 x 20	316 11 316 45	316 12 316 45	316 13 316 45	316 14 316 45	316 21 316 45	316 22 316 45	316 11 317 07	316 12 317 07	316 13 317 08	316 14 317 09	316 21 317 08	316 22 317 09
75 x 20	-	-	316 13 316 48	316 14 316 48	316 21 316 48	316 22 316 48	316 11 317 07	316 12 317 07	316 13 317 08	316 14 317 09	316 21 317 08	316 22 317 09

(1) Use with Mosaic socket outlets

(2) Frame dimensions: 127 x 74 x 60 mm

(3) Frame dimensions: 149 x 74 x 60 mm

(4) Frame dimensions: 172 x 74 x 60 mm

(5) Frame dimensions: 217 x 74 x 60 mm

(6) Frame dimensions: 162 x 167 x 60 mm

(7) Frame dimensions: 228 x 167 x 60 mm

BODIES	Special surface mounting frames for wiring accessories (p. 859)		Surface mounting frames for 60 mm fixing centres wiring accessories		
	Installation alongside the mini-trunking		Installation alongside the mini-trunking		
	1 gang for horizontal or vertical	2 gang for horizontal or vertical	1 gang for horizontal or vertical	2 gang for horizontal or vertical	3 gang for horizontal or vertical
20 x 12.5	314 04	314 14	316 94	316 95	316 96
32 x 12.5	314 04	314 14	316 94	316 95	316 96
32 x 16	314 56	314 66	316 94	316 95	316 96
40 x 20	314 08	314 18	316 94	316 95	316 96
60 x 20	314 08	314 18	316 94	316 95	316 96
75 x 20	314 08	314 18	316 94	316 95	316 96

4. MATERIAL CHARACTERISTICS

The trunkings, covers and partitions are in PVC white RAL 9003.

Plastic accessories:

The accessories are in plastic ABS or PVC white RAL 9003

5. TECHNICAL CHARACTERISTICS

Wiring capacity :

Conductors types : HO7V-K (norm NFC 32-201)

Dimensions (mm)	Reference	Number of compartments	Cross-section (mm ²)	Ø max mm
20*12.5	30008	1	160	10
32*12.5	30015	1	285	2 x 10
32*16	30804	1	360	13
40*20	30027	1	580	17
20*12.5	30007	1	70	6,5
		2	70	6,5
32*12.5	30014	1	120	10
		2	120	10
60*20	30114	1	200	12,5
		2	200	12,5
		3	320	17
75*20	30033	1	290	17
		2	290	17
		3	445	2 x 12

5. TECHNICAL CHARACTERISTICS (continued)

Classification for DLPlus mini-trunking EN 50085-2-1.

6.2 Resistance to impact for installation and application	2.0J
6.3 Minimum storage and transport temperature	- 25°C
6.3 Minimum installation and application temperature	- 5°C
6.3 Maximum application temperature	+ 60°C
6.4 Resistance to flame propagation	Non-flame propagating
6.5 Electrical continuity characteristic	With electrical continuity characteristic
6.6 Electrical insulating characteristic	Without electrical insulating characteristic
6.7 Degrees of protection provided by enclosure	IP40
6.9 The system access cover retention	With a tool
6.101 The position when surface mounted	Wall fixed Ceiling fixed
6.102 The functions provided	Type 1
Rated current	500 V
Protection against mechanical shocks	IK 07

Compositions and functions of DLPlus mini-trunking systems EN 50085-2-1 :

Sections	references	Pack
20x12.5 a/c	30007	120m
20x12.5 s/c	30008	120m
32x12.5 a/c	30014	80m
32x12.5 s/c	30015	80m
32x16 s/c	30804	60m
40x20 s/c	30027	48m
60x20 a/c	30114	32m
75x20 a/c	30033	20m

Sections	references	Pack
20x10 a/c	30801	120m
20x10 s/c	30802	120m
32x10 a/c	30805	90m
16x16 s/c	30004	80m
25x16 s/c	30010	80m
40x16 s/c	30022	90m
60x16 a/c	30026	90m
32x25 s/c	30112	60m
40x25 s/c	30110	60m

Note : a/c = with central partition, s/c = without central partition