

CCPD-033 5×7mm SMD LVPECL Clock Oscillator

CCPD-033 Model
5×7 mm SMD, 3.3V, LVPECL



Model CCPD-033 is a 77.760 MHz to 161.132800 MHz LVPECL Clock Oscillator operating at 3.3 Volts. The oscillator utilizes a High Q Third Overtone crystal design providing very low Jitter and Phase Noise. No Sub-Harmonics are present in the Output Signal.



5×7mm SMD

Applications:

**Digital Video
SONET/SDH/DWDM
Storage Area Networks
Broadband Access
Ethernet, Gigabit Ethernet**

Rev: X
Date: 19-Jan-2017
Page 1 of 3

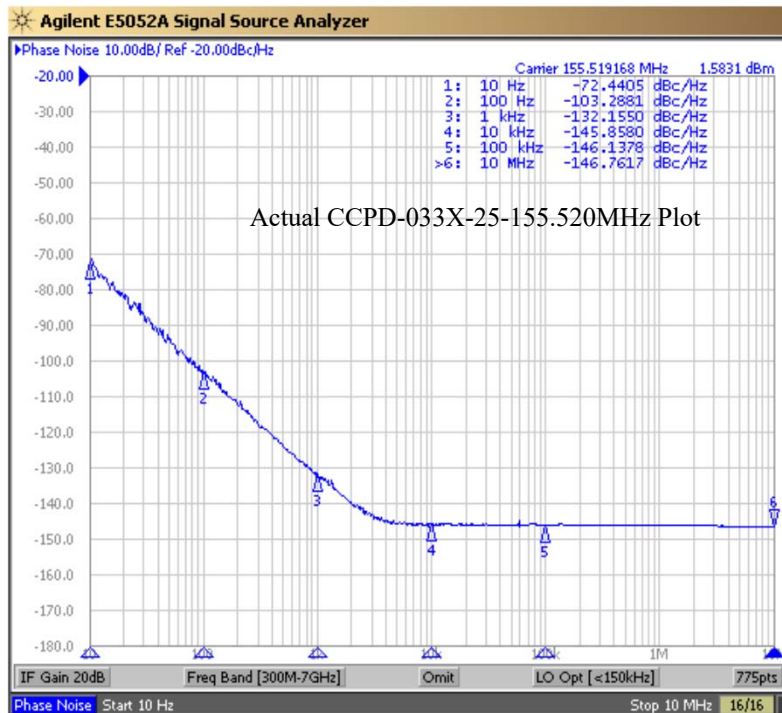
CCPD-033 5×7mm SMD LVPECL Clock Oscillator



CCPD-033 Model

5×7 mm SMD, 3.3V, LVPECL

Frequency Range:	77.760 MHz to 161.132800 MHz
Frequency Stability Options(ppm):	±20, ±25, ±50, ±100
Temperature Range:	(standard) 0°C to +70°C
	-20°C to +70°C
	(Option M)
	-40°C to +85°C
	(Option X)
	-45°C to 90°C
Storage:	
Input Voltage:	3.3V ± 0.3V
Input Current:	55mA Typical, 88mA Max
Standby Current:	30uA Max
Output:	Differential LVPECL
	Symmetry: 45/55% Max @ zero crossing point
	Rise/Fall Time: 1ns Max (20% to 80%)
Logic: Terminated to Vdd-2V into 50 Ω	
Temp. 0°C to 85°C	"0"=1.490 Min, 1.680 Max
	"1"=2.275 Min, 2.420 Max
Temp. -40°C to 0°C	"0"=1.470 Min, 1.745 Max
	"1"=2.215 Min, 2.420 Max
	200ns Max
Disable Time:	2ms Max
Start-up Time:	0.5ps Typical, 1ps RMS Max
Phase Jitter: 12kHz~80MHz	
Phase Noise: (See Plot Below)	
Sub-harmonics:	None
Aging:	<3ppm 1 st year, <1ppm every year thereafter



Rev: X
Date: 19-Jan-2017
Page 2 of 3

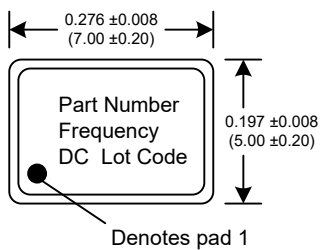
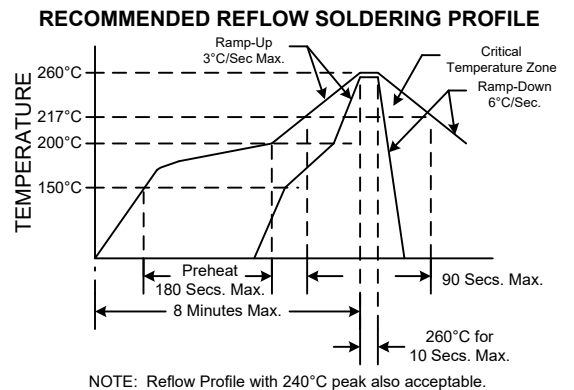
Specifications subject to change without notice.

CCPD-033 Model
5×7 mm SMD, 3.3V, LVPECL

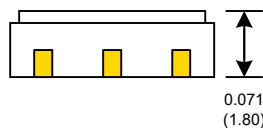


Crystek Part Number Guide													
CCPD - 033 X - 25 - 155.520													
#1	#2 #3 #4 #5												
#1 Crystek LVPECL Osc. #2 Model 033 #3 Temp Range: Blank = 0/70°C, M = -20/70°C, X = -40/85°C #4 Stability: (see Table 1) #5 Frequency in MHz: 3 or 6 decimal places													
Example: CCPD-033X-25-155.520 3.3V, -40/85°C, ±25ppm, 155.520 MHz													
<table border="1"> <thead> <tr> <th colspan="2">Stability Indicator</th> </tr> </thead> <tbody> <tr> <td>Blank</td> <td>± 100ppm</td> </tr> <tr> <td>50</td> <td>± 50ppm</td> </tr> <tr> <td>25</td> <td>± 25ppm</td> </tr> <tr> <td>20*</td> <td>± 20ppm</td> </tr> <tr> <td colspan="2">*not available in -40/85</td> </tr> </tbody> </table>		Stability Indicator		Blank	± 100ppm	50	± 50ppm	25	± 25ppm	20*	± 20ppm	*not available in -40/85	
Stability Indicator													
Blank	± 100ppm												
50	± 50ppm												
25	± 25ppm												
20*	± 20ppm												
*not available in -40/85													
Table 1													

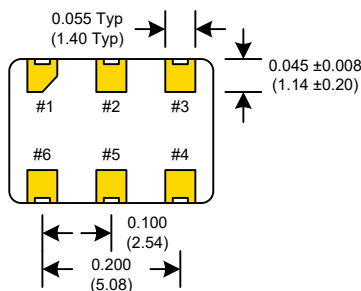
Mechanical:	
Shock:	MIL-STD-883, Method 2002, Condition B
Solderability:	MIL-STD-883, Method 2003
Vibration:	MIL-STD-883, Method 2007, Condition A
Solvent Resistance:	MIL-STD-202, Method 215
Resistance to Soldering Heat:	MIL-STD-202, Method 210, Condition I or J
Environmental:	
Thermal Shock:	MIL-STD-883, Method 1011, Condition A
Moisture Resistance:	MIL-STD-883, Method 1004



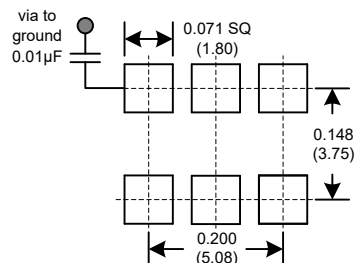
Dimensions inches (mm)
All dimensions are Max unless otherwise specified.



Enable/Disable	
Function pin 1	Output pin
Open or N/C	Active
"1" level 0.7×Vdd Min	Active
"0" level 0.3×Vdd Max	High Z



SUGGESTED PAD LAYOUT



0.01µF Bypass Capacitor Recommended

PIN	Connection
1	Enable/Disable
2	N/C
3	GND
4	Output
5	Comp Output
6	Vcc

Rev: X
Date: 19-Jan-2017
Page 3 of 3

Mouser Electronics

Authorized Distributor

Click to View Pricing, Inventory, Delivery & Lifecycle Information:

Crystek:

[CCPD-033-50-106.250](#) [CCPD-033X-25-156.25](#) [CCPD-033-50-156.250](#) [CCPD-033-50-161.1328](#) [CCPD-033X-25-106.25](#) [CCPD-033X-25-77.76](#) [CCPD-033-50-155.520](#) [CCPD-033-50-77.760](#) [CCPD-033X-25-161.1328](#) [CCPD-033X-25-155.52](#) [CCPD-033-50-100.000](#) [CCPD-033-50-125.000](#) [CCPD-033X-25-100](#) [CCPD-033X-25-125](#) [CCPD-033X-50-106.250](#) [CCPD-033X-50-125.000](#) [CCPD-033X-50-155.520](#) [CCPD-033X-50-156.250](#) [CCPD-033X-50-77.760](#) [CCPD-033X-50-100.000](#) [CCPD-033X-50-161.130](#) [CCPD-033-20-100.000](#)