

Model CCSO-914X3-1000 is a 1 GHz SAW (surface acoustic wave) Clock Oscillator (CCSO). SAW crystal technology provides low-noise and low-jitter performance with true sinewave output. Features include -142dBc/Hz phase noise at 10kHz offset, 3.3V input voltage, -40°C to +85°C operating temperature, FR5 PCB and 9×14 mm SMT package. The oscillator has no sub-harmonic and the second harmonic is typically -25dBc.

Applications include:

System Clock for Network Clock Generator/Synchronizer, Clock for DDS, Test and Measurement, Avionics, Point-to-Point Radios, and Multi-point Radios.

Rev: H
Date: 20-Jul-2015
Page 1 of 3

CCSO-914X3-1000
True SineWave
SAW Based Clock Oscillator
9×14mm SMD
3.3 Volt



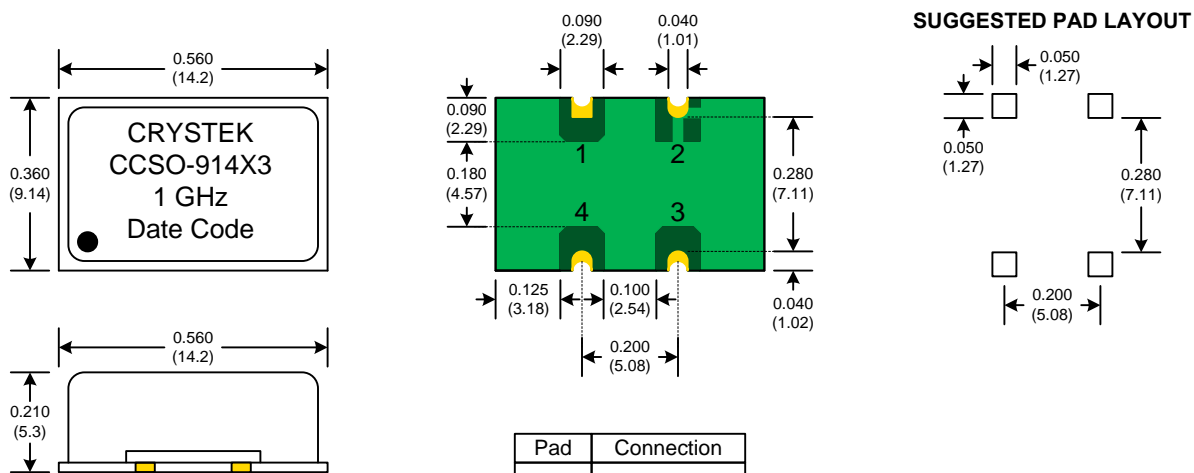
Frequency: 1 GHz
Temperature Range: -40°C to +85°C
Storage: -45°C to 90°C
Input Voltage: 3.3V ± 0.15V

Frequency vs Temperature: ±150ppm Typical
Input Current: 25mA Typical, 35mA Max
Output: True SineWave
Output Power: +5dBm Min into 50 Ω Load
Start-Up Time: 2mSec Typical, 10mSec Max
2nd Harmonic: -25dBc Typical, -20dBc Max
Sub-Harmonics: None
Jitter:
SONET OC-48(12kHz~80MHz) 0.18ps RMS Typical, 0.20ps RMS Max
SONET OC-192(50kHz~80MHz) 0.12ps RMS Typical, 0.15ps RMS Max

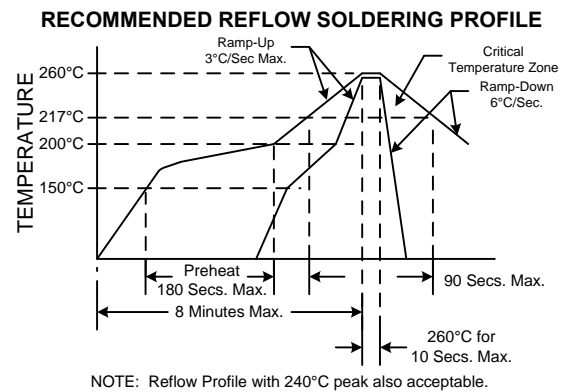
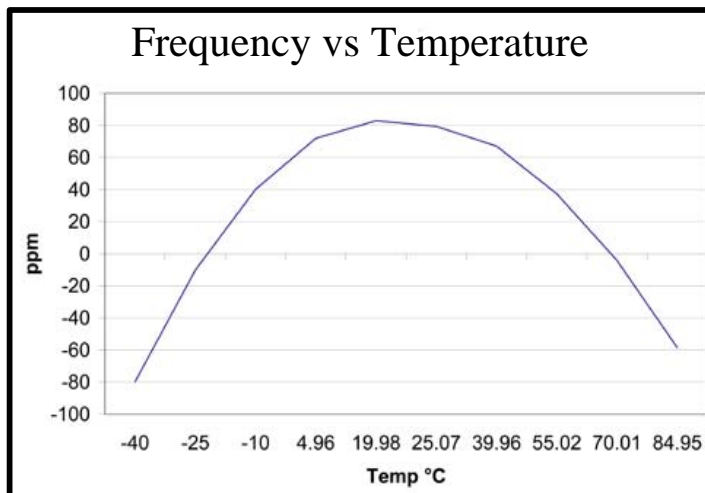
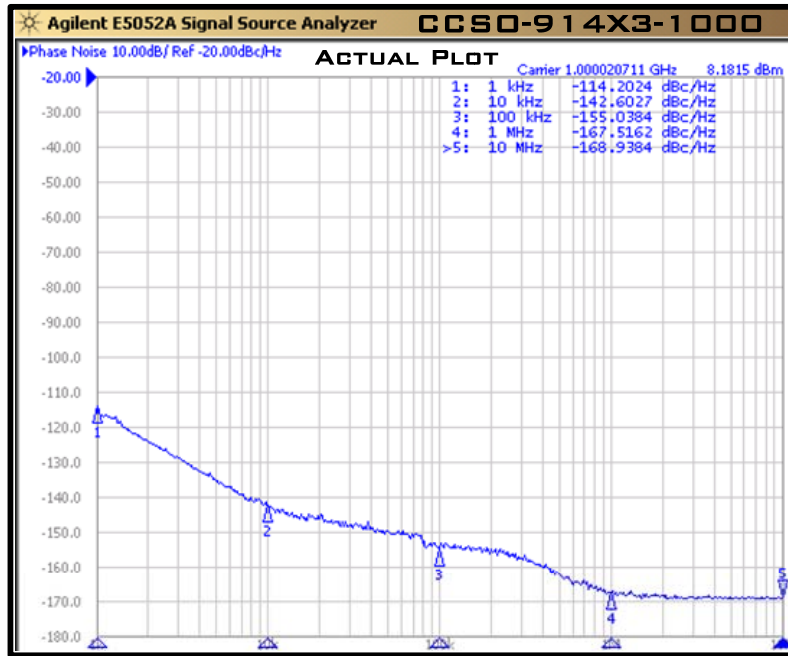


Phase Noise Typical:
1kHz -112 dBc/Hz
10kHz -142 dBc/Hz
100kHz -155 dBc/Hz
1MHz -167 dBc/Hz
10MHz -168 dBc/Hz

G-sensitivity: 0.9×10⁻⁹ per g



Rev: H
 Date: 20-Jul-2015
 Page 2 of 3



Parameter	Conditions
Mechanical Shock	MIL-STD-883, Method 2002, Condition B
Mechanical Vibration	MIL-STD-883, Method 2007, Condition A
Solderability	MIL-STD-883, Method 2003
Solvent Resistance	MIL-STD-202, Method 215
Resistance to Soldering Heat	MIL-STD-202, Method 210, Condition I or J
Thermal Shock	MIL-STD-883, Method 1011, Condition A
Moisture Resistance	MIL-STD-883, Method 1004

Rev: H
Date: 20-Jul-2015
Page 3 of 3