



Chip Power Resistor CP series



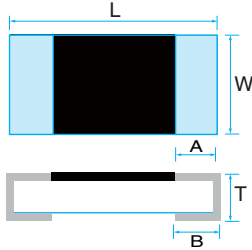
16W rated power possible depending on customer's board type.
Resistance tolerance +/-1%, TCR +/-25ppm/°C
Operating temperature: 55~155°C

RoHS compliant Completely lead free



SPECIFICATIONS

Mechanical

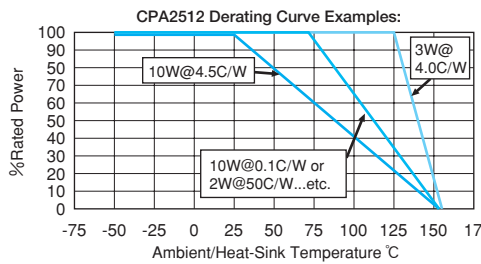


Dimension (mm)	CPA2512
L	6.3±0.2
W	3.2±0.2
T	0.7±0.1
A	0.9±0.2
B	2.0±0.2

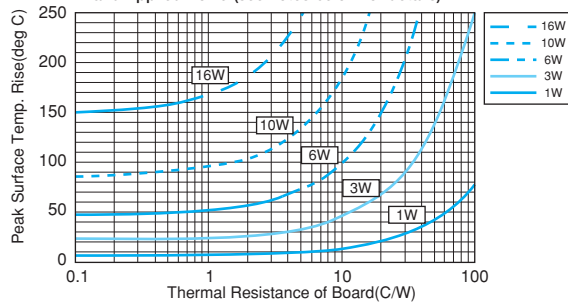
Electrical

Type	CPA2512
Power	16W
Resistance Range(Ω)	3.3~120
Tolerance %(code)	±1.0(F)
TCR ppm /°C(code)	3.3Ω~22Ω : ±50 (Q) > 22Ω : ±25(E)
Operating Temp. Range	-55~155°C
Package	1,000pcs/reel (T10) 5,000pcs/reel (T50)

Power rating and other characteristics vary depending on customer boards' thermal conductivity/resistivity.




Peak Surface Temperature Rise of CPA2512*##*S per Board Thermal Resistance and Applied Power(see notes below for details)



PART NUMBER

Dimensions — **CP A 2512 * **** F S - T10** — Package (T10:1000pcs/reel, T50:5000pcs/reel)
 Material designator: (A) Alumina — Standard products (S)
 Part Code — Tolerance: ±1.0(F)
 — Resistance value
 — Temperature Coefficient of Resistance: ±25(E)±50(Q)



RRS series, audio metal thin film chip resistors



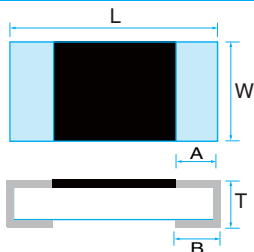
Thin film realizes excellent dynamic range and sound quality
 · Minimal current noise
 · Special materials and structure using thin film produce "comfort" sound.

RoHS compliant Completely lead free



SPECIFICATIONS

Mechanical



Dimension (Inch Size)	RRS2012 (0805)	RRS1608 (0603)
L	2.00±0.20	1.60±0.20
W	1.25±0.20	0.80±0.20
A	0.40±0.20	0.30±0.20
B	0.40±0.20	0.30±0.20
T	0.40±0.10	0.40±0.10

Electrical

Type	RRS2012	RRS1608
Power	1/10W	1/16W
Tolerance %(code)	±0.5%(D), ±0.1%(B)	±0.5%(D)
Resistance Range(Ω)	100~1M	100~360k
TCR ppm /°C(code)	±25 (P)	±25 (P)
Resistance Value	E-24	E-24
Max Operating Voltage	100V	75V
Package	5,000pcs/reel	5,000pcs/reel



PART NUMBER

Dimensions — **RRS 2012 P - 102 - B** — Resistance Tolerance
 Part Code — Resistance
 — Temperature Coefficient of Resistance