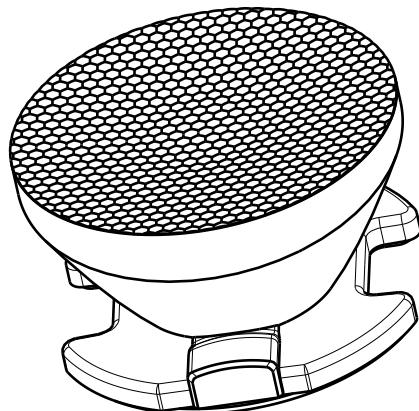


D

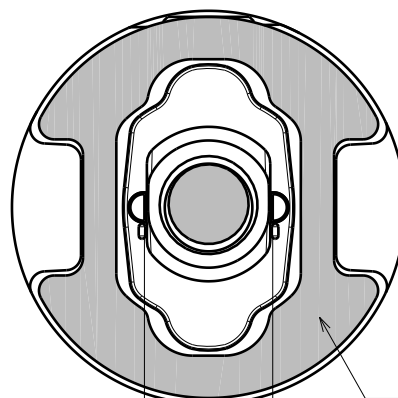
C

B

A



Isometric view

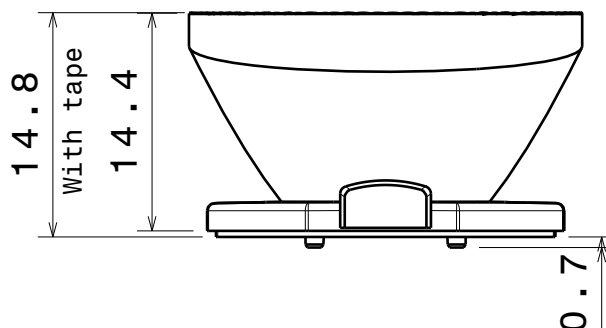


Bottom view

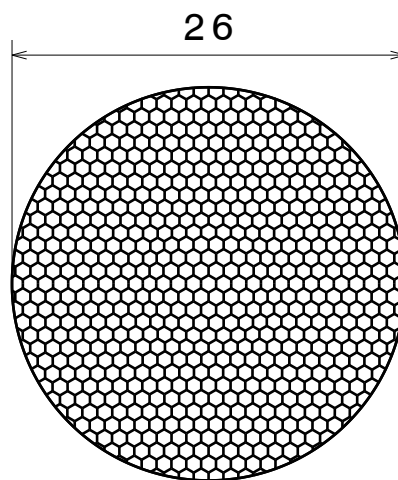
0.4mm tape

8.6

location pins



Front view



Top view

Part No.s:

CA11998_EMILY-SS-WAS

CA12000_EMILY-O-WAS

CA12797_EMILY-O-WAS

CA12799_EMILY-SS-WAS

Material: PMMA

This drawing is our property.
It can't be reproduced
or communicated without
our written agreement.

LEDIL

L
T
F
Fe
e
i
iN
nd
h

DRAWING TITLE

Datasheet Emily-was Assembly

DRAWN BY

m

DATE

01.03.2011

CHECKED BY

h

DATE

01.03.2011

DESIGNED BY

hh

DATE

25.01.2011

SIZE

A4

DRAWING NUMBER

REV

1

SCALE

2:1

WEIGHT (g)

SHEET

1/1

D

A