

# CB-ACC-34 OEM USB MODULE ADAPTER DATASHEET

---

**Document Revision**

Document number: 7667728

Release: Sep 20, 2012 17:50

Document version: [3](#)


*Copyright © 2012 connectBlue AB. The contents of this document can be changed by connectBlue AB without prior notice and do not constitute any binding undertakings from connectBlue AB. connectBlue AB is not responsible under any circumstances for direct, indirect, unexpected damage or consequent damage that is caused by this document. All rights reserved. All brand and product names are trademarks or service marks of their respective owners.*

## 1 Table of Content

- [Table of Content](#)
- [Abstract](#)
- [Key Features](#)
- [Compatible Modules](#)
- [Assembly Instructions](#)
- [Driver Download](#)

## 2 Abstract

The OEM USB Module Adapter is a development tool designed for easy interfacing the OEM Serial Port Modules from connectBlue.



## 3 Key Features


The OEM USB Module Adapter is used for simple configuration and upgrading. It is compatible with all connectBlue Serial Port Modules covering Bluetooth technology, Wireless LAN and IEEE 802.15.4/ZigBee.

The electrical interface of the OEM Serial Port Modules consists of a 2x30 1mm pad-area. To simplify interfacing and quickly get started, connectBlue has developed the OEM USB Module Adapter. The USB Module Adapter automatically installs itself as a virtual COM port when connected to the computer. The Bluetooth, Wireless LAN or 802.15.4 stack and application is incorporated in the connectBlue module and therefore, no additional software is needed in the computer.

The OEM USB Module Adapter consists of:

- Connector for connectBlue Serial Port Modules
- USB type A connector
- Restore switch - used for restoring module settings
- Function switch - function trigger, for example to initiate connection
- Reset switch - used to restart the module
- RGB LED indicating module status
- LEDs indicating TXD and RXD data

For information about how to use and configure the module please see the module specific documentation at [support.connectblue.com](http://support.connectblue.com).



Dimensions: 24x47 mm (excluding the USB connector)

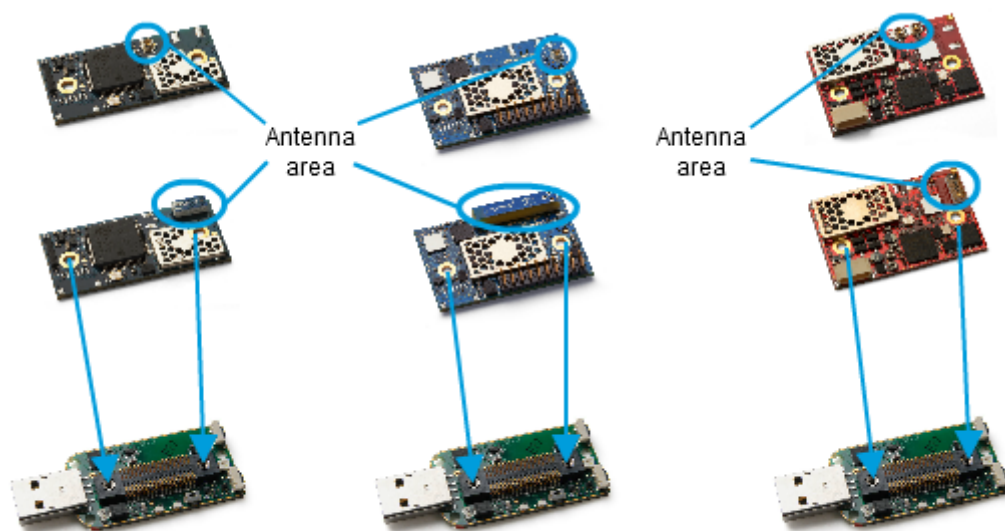
## 4 Compatible Modules

- Bluetooth modules:
  - cB-OBS410
  - cB-OBS411
  - cB-OBS414
  - cB-OBS421
  - cB-OBS433
  - cB-OEMSPA310
  - cB-OEMSPA311
  - cB-OEMSPA331
  - cB-OEMSPA312
  - cB-OEMSPA332
  - cB-OEMSPA333
- Wireless LAN modules:
  - cB-OWS451
  - cB-OWSPA311g
- IEEE 802.15.4 modules:
  - cB-OZS311

## 5 Assembly Instructions

The OEM USB Module Adapter is assembled together with a connectBlue OEM Serial Port Module via two M2 screws. During assembly, the wireless module shall be placed in the same direction as shown in the images below. The module should be installed such that the antenna or antenna connector is placed in the opposite direction of the USB connector.

Below, the cB-OBS411i/x, cB-OBS433i/x and cB-OWS451i/x are used to show orientation; however, it is the same for all connectBlue modules.



## 6 Driver Download

To download FTDI device FT232R drivers if required, please go to <http://www.ftdichip.com/Drivers/VCP.htm>