
















1 Through Terminal Blocks

38 Front-entry


<p>0.2 – 6 mm² 800 V/8 kV/3 ① 41 A</p> <p>AWG 24 – 10 600 V, 30 A ② 600 V, 10 A ③</p> <p>Terminal block width 8 mm / 0.315 in  12 – 13 mm / 0.49 in</p> <p>* </p>	<p>0.2 – 6 mm² 800 V/8 kV/3 ① 41 A</p> <p>AWG 24 – 10 600 V, 30 A ② 600 V, 10 A ③</p> <p>Terminal block width 8 mm / 0.315 in  12 – 13 mm / 0.49 in</p> <p>* </p>
---	---




- ① 800 V = rated voltage
 8 kV = rated surge voltage
 3 = pollution degree
 (see also section 10)
- ② See application notes on pages 1.46 and 1.47
- ③ Serves as touchproof protection for unused clamping units
- ④ Suitable for EEx i-applications

Description	Item-No.	Pack.-unit pcs	Item-No.	Pack.-unit pcs
Through terminal block, for DIN 35 rail	2-conductor through terminal blocks		3-conductor through terminal blocks	
	grey 282-901	50	grey 282-681	50
	blue 282-904 ①	50	blue 282-684 ①	50
	orange 282-902	50	orange 282-682	50
Terminal block types with the same shape	gr. (earth) cond. 282-907	page 1.62	gr. (earth) cond. 282-687	page 1.62
Accessories (see also section 8)	Appropriate marking system WMB/WSB/WFB		Appropriate marking system WMB/WSB/WFB	
 End and intermediate plate	orange grey		orange grey	
Separator plate, oversized	2.5 mm/0.098 in thick 282-328	282-325 100 (4 x 25)	2.5 mm/0.098 in thick 282-339	282-308 100 (4 x 25)
	2 mm/0.079 in thick 282-329	282-326 100 (4 x 25)	2 mm/0.079 in thick 282-340	282-309 100 (4 x 25)
 Screwless end stop	6 mm/0.236 in wide 249-116	100 (4 x 25)	6 mm/0.236 in wide 249-116	100 (4 x 25)
	10 mm/0.394 in wide 249-117	50 (2 x 25)	10 mm/0.394 in wide 249-117	50 (2 x 25)
 Adjacent jumper, insulated	I _N 41 A		I _N 41 A	
	grey 282-402	100 (4 x 25)	grey 282-402	100 (4 x 25)
	yellow-green 282-422	100 (4 x 25)	yellow-green 282-422	100 (4 x 25)
 Alternate jumper, insulated	I _N 41 A		I _N 41 A	
	grey 282-409	100 (4 x 25)	grey 282-409	100 (4 x 25)
 Test plug adapter, suitable for terminal blocks 1.5 mm² – 10 mm²/AWG 16 – 8	8 mm/0.315 in wide 209-170	50 (2 x 25)	8 mm/0.315 in wide 209-170	50 (2 x 25)
	for test plug 4 mm/0.157 in Ø		for test plug 4 mm/0.157 in Ø	
 Protective warning marker, for 5 terminal blocks, fits into screwdriver slot	yellow 282-415	100 (4 x 25)	yellow 282-415	100 (4 x 25)
 Step-down jumper, ② ins., grey 284/282 → 281/280/279 284/282 → 282/281	I _N 15 A 284-414	50 (2 x 25)	I _N 15 A 284-414	50 (2 x 25)
	I _N 30 A 284-413	50 (2 x 25)	I _N 30 A 284-413	50 (2 x 25)
 Cover plate, ② for step-down jumper application only	1 mm/0.039 in thick		1 mm/0.039 in thick	
	grey 282-357	25	grey 282-358	25
	orange 282-367	25	orange 282-368	25
 Finger guard cover ③				

Application notes



Terminal block marking in the center. The marking surface is not covered by the terminated conductors. ▶



◀ Group marker carrier, straight for 2- and 3-conductor through terminal blocks series 282

209-143

50 pieces per package

* For further approvals with corresponding ratings see pages 10.3 ff.

