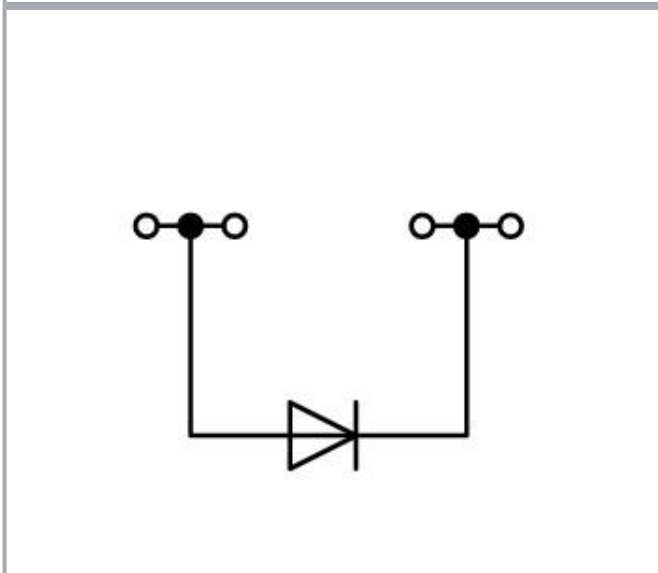
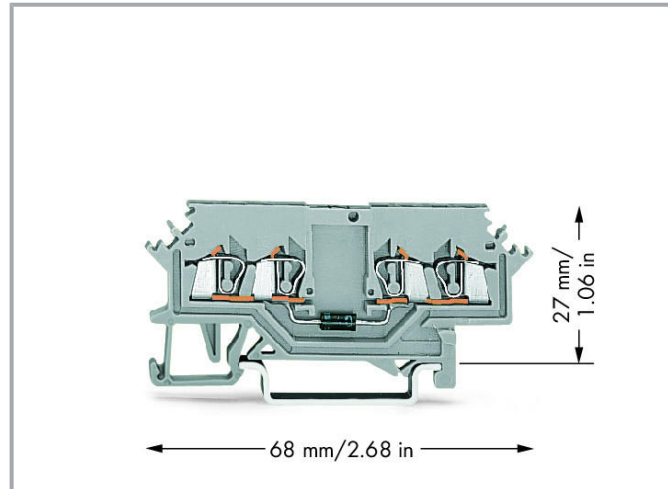



Data sheet | Item number: 279-623/281-410

Component terminal block; 4-conductor; with diode 1N4007; anode, left side; for DIN-rail 35 x 15 and 35 x 7.5; 1.5 mm²; CAGE CLAMP®; 1,50 mm²; gray



www.wago.com/279-623/281-410



Data

Electrical data

| | |
|-----------------|---------|
| Nominal voltage | 250 V |
| Reverse voltage | 1,000 V |

Subject to changes. Please also observe the further product documentation!

WAGO Kontakttechnik GmbH & Co. KG
Hansastr. 27
32423 Minden
Phone: +49571 887-0 | Fax: +49571 887-169
Email: info.de@wago.com | Web: www.wago.com

Do you have any questions about our products?
We are always happy to take your call at +49 (571) 887-44222.



Ratings per IEC/EN

| | |
|---------------|------------------|
| Ratings per | IEC/EN 60947-7-1 |
| Rated current | 0.5 A |

Connection data

| | |
|-----------------------------------|--|
| Connection technology | CAGE CLAMP® |
| Actuation type | Operating tool |
| Connectable conductor materials | Copper |
| Solid conductor | 0.08 ... 1.5 mm ² / 28 ... 16 AWG |
| Fine-stranded conductor | 0.08 ... 1.5 mm ² / 28 ... 16 AWG |
| Strip length | 8 ... 9 mm / 0.31 ... 0.35 inch |
| Total number of connection points | 4 |
| Total number of potentials | 1 |
| Number of levels | 1 |
| Wiring direction | Front-entry wiring |

Physical data

| | |
|-----------------------------------|--------------------|
| Width | 4 mm / 0.157 inch |
| Height | 68 mm / 2.677 inch |
| Depth from upper edge of DIN-rail | 27 mm / 1.063 inch |

Mechanical data

| | |
|---------------|-----------------|
| Design | horizontal type |
| Mounting type | DIN-35 rail |
| Marking level | Side marking |

Material data

| | |
|-----------------------------|------------------|
| Color | gray |
| Insulation material | Polyamide (PA66) |
| Flammability class per UL94 | V0 |
| Fire load | 0.119 MJ |
| Weight | 5.7 g |

Commercial data



| | |
|---------------|----------------------------------|
| Product Group | 1 (Rail Mounted Terminal Blocks) |
|---------------|----------------------------------|

Subject to changes. Please also observe the further product documentation!

| | |
|-----------------------|---------------|
| Packaging type | BOX |
| Country of origin | CN |
| GTIN | 4050821275374 |
| Customs tariff number | 85369010000 |



Approvals / Certificates

Ship Approvals

| Logo | Approval | Additional Approval Text | Certificate name |
|---|---|--------------------------|------------------|
|  | DNV GL Det Norske Veritas, Germanischer Lloyd | - | TAE00001V2 |
|  | LR Lloyds Register | EN 60947 | 91/20112 (E9) |

Required accessories

End plate




| | | |
|---|--|--|
|  | Item no.: 279-316 End and intermediate plate; 2 mm thick; gray | www.wago.com/279-316 |
|  | Item no.: 279-317 End and intermediate plate; 2 mm thick; orange | www.wago.com/279-317 |

Optional accessories

End plate

| | | |
|---|--|--|
|  | Item no.: 279-327 Separator plate; 2 mm thick; oversized; orange | www.wago.com/279-327 |
|  | Item no.: 279-337 Separator plate; 2 mm thick; oversized; gray | www.wago.com/279-337 |













Mounting

| | | |
|---|--|--|
|  | Item no.: 209-106 Mounting carrier; for isolated mounting on DIN 35 rails; gray | www.wago.com/209-106 |
|  | Item no.: 249-116 Screwless end stop; 6 mm wide; for DIN-rail 35 x 15 and 35 x 7.5; gray | www.wago.com/249-116 |
|  | Item no.: 709-153 | www.wago.com/709-153 |

Subject to changes. Please also observe the further product documentation!

Cover; Type 1; suitable for cover carrier, type 1; 1 m long; transparent




Marking accessories

| | | |
|---|--|--|
|  | Item no.: 2009-114 WMB-Inline; for Smart Printer; 2000 pieces on roll; stretchable 4 - 4.2 mm; plain; snap-on type; white | www.wago.com/2009-114 |
|  | Item no.: 2009-114/000-002 WMB-Inline; for Smart Printer; 2000 pieces on roll; stretchable 4 - 4.2 mm; plain; snap-on type; yellow | www.wago.com/2009-114/000-002 |
|  | Item no.: 2009-114/000-005 WMB-Inline; for Smart Printer; 2000 pieces on roll; stretchable 4 - 4.2 mm; plain; snap-on type; red | www.wago.com/2009-114/000-005 |
|  | Item no.: 2009-114/000-006 WMB-Inline; for Smart Printer; 2000 pieces on roll; stretchable 4 - 4.2 mm; plain; snap-on type; blue | www.wago.com/2009-114/000-006 |
|  | Item no.: 2009-114/000-007 WMB-Inline; for Smart Printer; 2000 pieces on roll; stretchable 4 - 4.2 mm; plain; snap-on type; gray | www.wago.com/2009-114/000-007 |
|  | Item no.: 2009-114/000-012 WMB-Inline; for Smart Printer; 2000 pieces on roll; stretchable 4 - 4.2 mm; plain; snap-on type; orange | www.wago.com/2009-114/000-012 |
|  | Item no.: 2009-114/000-023 WMB-Inline; for Smart Printer; 2000 pieces on roll; stretchable 4 - 4.2 mm; plain; snap-on type; green | www.wago.com/2009-114/000-023 |
|  | Item no.: 2009-114/000-024 WMB-Inline; for Smart Printer; 2000 pieces on roll; stretchable 4 - 4.2 mm; plain; snap-on type; violet | www.wago.com/2009-114/000-024 |
|  | Item no.: 249-105 Group marker carrier; gray | www.wago.com/249-105 |
|  | Item no.: 793-4501 WMB marking card; as card; stretchable 4 - 4.2 mm; plain; snap-on type; white | www.wago.com/793-4501 |
|  | Item no.: 793-4501/000-002 WMB marking card; as card; stretchable 4 - 4.2 mm; plain; snap-on type; yellow | www.wago.com/793-4501/000-002 |
|  | Item no.: 793-4501/000-005 WMB marking card; as card; stretchable 4 - 4.2 mm; plain; snap-on type; red | www.wago.com/793-4501/000-005 |
|  | Item no.: 793-4501/000-006 WMB marking card; as card; stretchable 4 - 4.2 mm; plain; snap-on type; blue | www.wago.com/793-4501/000-006 |

Subject to changes. Please also observe the further product documentation!

| | | |
|---|--|--|
|  | Item no.: 793-4501/000-007 WMB marking card; as card; stretchable 4 - 4.2 mm; plain; snap-on type; gray | www.wago.com/793-4501/000-007 |
|  | Item no.: 793-4501/000-012 WMB marking card; as card; stretchable 4 - 4.2 mm; plain; snap-on type; orange | www.wago.com/793-4501/000-012 |
|  | Item no.: 793-4501/000-014 WMB marking card; as card; stretchable 4 - 4.2 mm; plain; snap-on type; brown | www.wago.com/793-4501/000-014 |
|  | Item no.: 793-4501/000-017 WMB marking card; as card; stretchable 4 - 4.2 mm; plain; snap-on type; green | www.wago.com/793-4501/000-017 |
|  | Item no.: 793-4501/000-023 WMB marking card; as card; stretchable 4 - 4.2 mm; plain; snap-on type; light green | www.wago.com/793-4501/000-023 |
|  | Item no.: 793-4501/000-024 WMB marking card; as card; stretchable 4 - 4.2 mm; plain; snap-on type; violet | www.wago.com/793-4501/000-024 |





Tool

| | | |
|--|--|--|
|  | Item no.: 210-647 Operating tool; Blade: 2.5 x 0.4 mm; with a partially insulated shaft; multicoloured | www.wago.com/210-647 |
|  | Item no.: 210-648 Operating tool; Blade: 2.5 x 0.4 mm; with a partially insulated shaft; angled; short | www.wago.com/210-648 |
|  | Item no.: 210-719 Operating tool; Blade: 2.5 x 0.4 mm; with a partially insulated shaft | www.wago.com/210-719 |

Insulation stop

| | | |
|---|--|--|
|  | Item no.: 279-470 Insulation stop; 0.08 - 0.2 mm ² "s" (0.14 mm ² "f-st"); 5 pieces/strip; white | www.wago.com/279-470 |
|  | Item no.: 279-471 Insulation stop; 0.25 mm ² ; 5 pieces/strip; dark gray | www.wago.com/279-471 |

Jumpers


| | | |
|--|---|--|
|  | Item no.: 279-482 Jumper; 2-way; insulated; gray | www.wago.com/279-482 |
|  | Item no.: 279-483 Jumper; 3-way; insulated; gray | www.wago.com/279-483 |
|  | Item no.: 279-490 Jumper; 10-way; insulated; gray | www.wago.com/279-490 |
|  | Item no.: 279-492 Jumper; 2-way; insulated; gray | www.wago.com/279-492 |

Subject to changes. Please also observe the further product documentation!




Carrier rail

| | | |
|---|--|--|
|  | Item no.: 210-112 Steel carrier rail; 35 x 7.5 mm; 1 mm thick; 2 m long; slotted; according to EN 60715; "Hole width 25 mm; www.wago.com/210-112 silver-colored | |
|  | Item no.: 210-113 Steel carrier rail; 35 x 7.5 mm; 1 mm thick; 2 m long; unslotted; according to EN 60715; silver-colored | www.wago.com/210-113 |
|  | Item no.: 210-114 Steel carrier rail; 35 x 15 mm; 1.5 mm thick; 2 m long; unslotted; similar to EN 60715; silver-colored | www.wago.com/210-114 |
|  | Item no.: 210-115 Steel carrier rail; 35 x 7.5 mm; 1 mm thick; 2 m long; slotted; according to EN 60715; "Hole width 18 mm; www.wago.com/210-115 silver-colored | |
|  | Item no.: 210-118 Steel carrier rail; 35 x 15 mm; 2.3 mm thick; 2 m long; unslotted; according to EN 60715; silver-colored | www.wago.com/210-118 |
|  | Item no.: 210-196 Aluminum carrier rail; 35 x 8.2 mm; 1.6 mm thick; 2 m long; unslotted; similar to EN 60715; silver-colored | www.wago.com/210-196 |
|  | Item no.: 210-197 Steel carrier rail; 35 x 15 mm; 1.5 mm thick; 2 m long; slotted; similar to EN 60715; silver-colored | www.wago.com/210-197 |
|  | Item no.: 210-198 Copper carrier rail; 35 x 15 mm; 2.3 mm thick; 2 m long; unslotted; according to EN 60715; copper-colored | www.wago.com/210-198 |
|  | Item no.: 210-504 Steel carrier rail; 35 x 7.5 mm; 1 mm thick; 2 m long; slotted; galvanized; according to EN 60715; silver-colored | www.wago.com/210-504 |
|  | Item no.: 210-505 Steel carrier rail; 35 x 7.5 mm; 1 mm thick; 2 m long; unslotted; galvanized; according to EN 60715; silver-colored | www.wago.com/210-505 |
|  | Item no.: 210-506 Steel carrier rail; 35 x 15 mm; 1.5 mm thick; 2 m long; unslotted; galvanized; similar to EN 60715; silver-colored | www.wago.com/210-506 |
|  | Item no.: 210-508 Steel carrier rail; 35 x 15 mm; 1.5 mm thick; 2 m long; slotted; galvanized; similar to EN 60715; silver-colored | www.wago.com/210-508 |






Protective warning marker

| | | |
|---|---|--|
|  | Item no.: 279-415 Protective warning marker; with high-voltage symbol, black; for 5 terminal blocks; yellow | www.wago.com/279-415 |
|---|---|--|

Ferrule

| | | |
|---|--|--|
|  | Item no.: 216-101 Ferrule; Sleeve for 0.5 mm ² / AWG 22; uninsulated; electro-tin plated; silver-colored | www.wago.com/216-101 |
|  | Item no.: 216-102 Ferrule; Sleeve for 0.75 mm ² / AWG 20; uninsulated; electro-tin plated; silver-colored | www.wago.com/216-102 |
|  | Item no.: 216-103 Ferrule; Sleeve for 1 mm ² / AWG 18; uninsulated; electro-tin plated | www.wago.com/216-103 |

Subject to changes. Please also observe the further product documentation!

| | | |
|---|--|--|
|  | Item no.: 216-201 Ferrule; Sleeve for 0.5 mm ² / 20 AWG; insulated; electro-tin plated; white | www.wago.com/216-201 |
|  | Item no.: 216-202 Ferrule; Sleeve for 0.75 mm ² / 18 AWG; insulated; electro-tin plated; gray | www.wago.com/216-202 |
|  | Item no.: 216-203 Ferrule; Sleeve for 1 mm ² / AWG 18; insulated; electro-tin plated; red | www.wago.com/216-203 |
|  | Item no.: 216-301 Ferrule; Sleeve for 0.25 mm ² / AWG 24; insulated; electro-tin plated; yellow | www.wago.com/216-301 |
|  | Item no.: 216-302 Ferrule; Sleeve for 0.34 mm ² / 22 AWG; insulated; electro-tin plated; green | www.wago.com/216-302 |

Downloads

Documentation

Additional Information

| | | | |
|------------------------|-------------|---------------|----------|
| Technical explanations | Apr 3, 2019 | pdf 2.2 MB | Download |
|------------------------|-------------|---------------|----------|

CAD/CAE-Data

CAD data

| | | |
|------------------------------|-----|----------|
| 2D/3D Models 279-623/281-410 | URL | Download |
|------------------------------|-----|----------|

CAE data

| | | |
|-----------------------------------|-----|----------|
| EPLAN Data Portal 279-623/281-410 | URL | Download |
| WSCAD Universe 279-623/281-410 | URL | Download |
| ZUKEN Portal 279-623/281-410 | URL | Download |
| WSCAD Universe 279-623/281-410 | URL | Download |
| EPLAN Data Portal 279-623/281-410 | URL | Download |

Environmental Product Compliance

Compliance Search


| | | |
|--|-----|----------|
| Environmental Product Compliance 279-623/281-410 | URL | Download |
|--|-----|----------|

Subject to changes. Please also observe the further product documentation!


Component terminal block; 4-conductor; with diode 1N4007; anode, left side; for DIN-rail 35 x 15 and 35 x 7.5; 1.5 mm²; CAGE CLAMP®; 1,50 mm²; gray

Installation Notes

Commoning

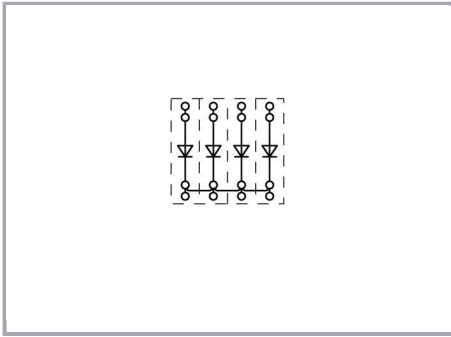


Commoning using comb-style jumper bars:
Push comb-style jumper bars down until fully inserted.



These diode terminal blocks have been specially developed for custom diode circuits, such as lamp test and collective fault signal circuits.

Subject to changes. Please also observe the further product documentation!



Polarized diode gates with a common cathode can be created using the following terminal blocks:

279-623/281-410 or 279-623/281-411

Subject to changes. Please also observe the further product documentation!