

RECOMMENDED GAP WIDTH

PCB + 7.62 (.300)

RECOMMENDED TORQUE

68 N-cm (6 in-lbs)
With "L" option 90 N-cm (8 in-lbs)

WEIGHT

1.34 g/cm (.120 oz/in)

MATERIALS AND FINISH

WEDGES

Material:

Aluminum Alloy 6061-T6
per per ASTM-B221 or AMS-
QQ-A-200/8

Finish:

See finish table on opposite
page

SCREW

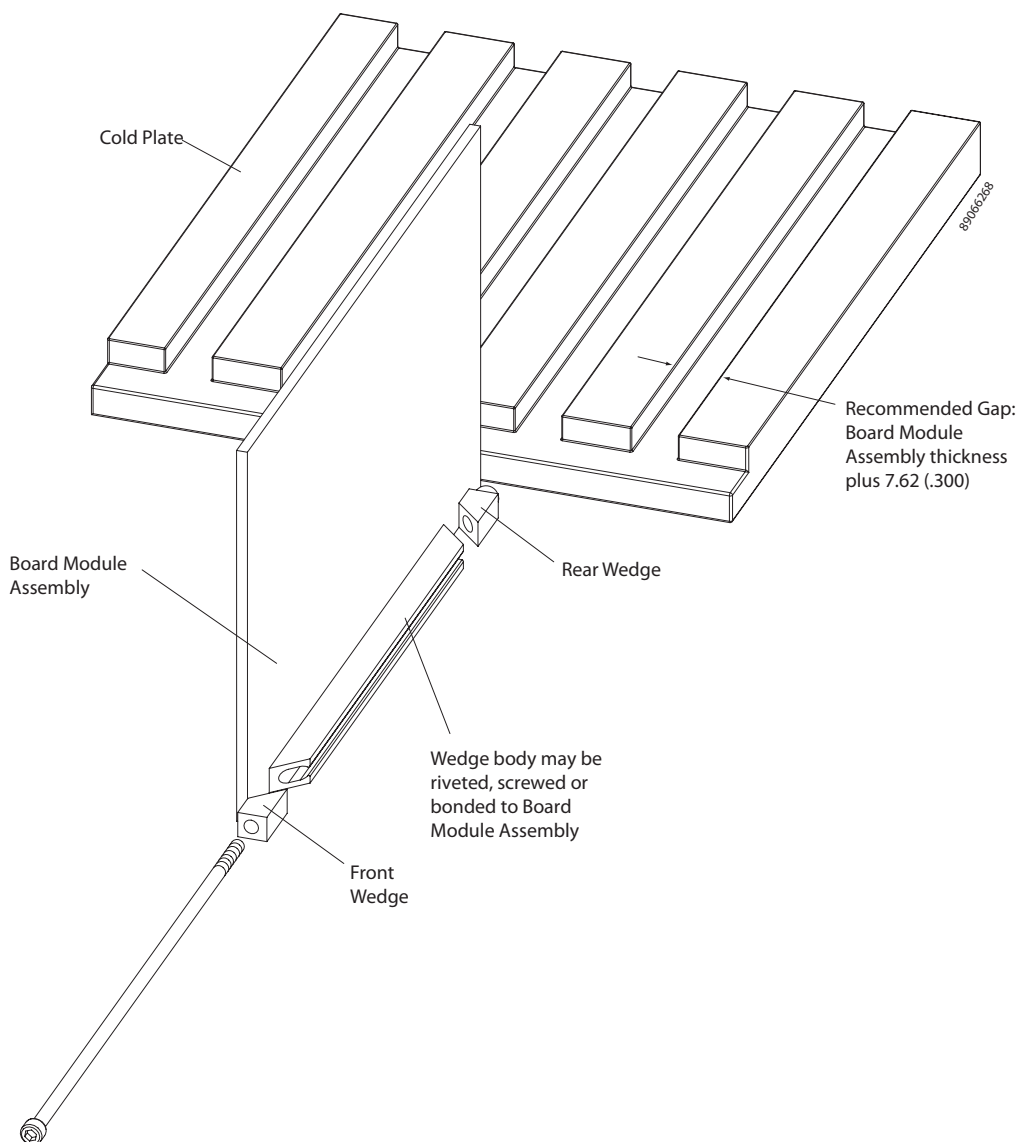
.09-in. or 2.5-mm hex. socket
head cap screw, depending on
mounting configuration

Material:

Stainless steel per ASTM-A582

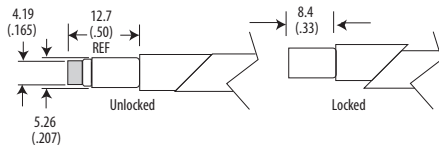
Finish:

Passivate per AMS2700



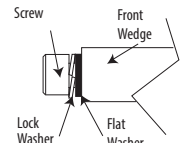
Detail "V"

Provides visual lock indication.



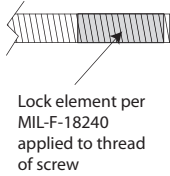
Detail "W"

Provides added resistance to loosening from shock and vibration. This option adds 2.5 (.10) to the screw length unless combined with the "R" suffix option, then adds 5.1 (.20) total.



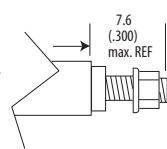
Detail "L"

Provides prevailing torque for resistance to loosening from shock and vibration. Adds 22 N-cm (2 in-lbs) of torque to assembly. See application data on previous sheet.



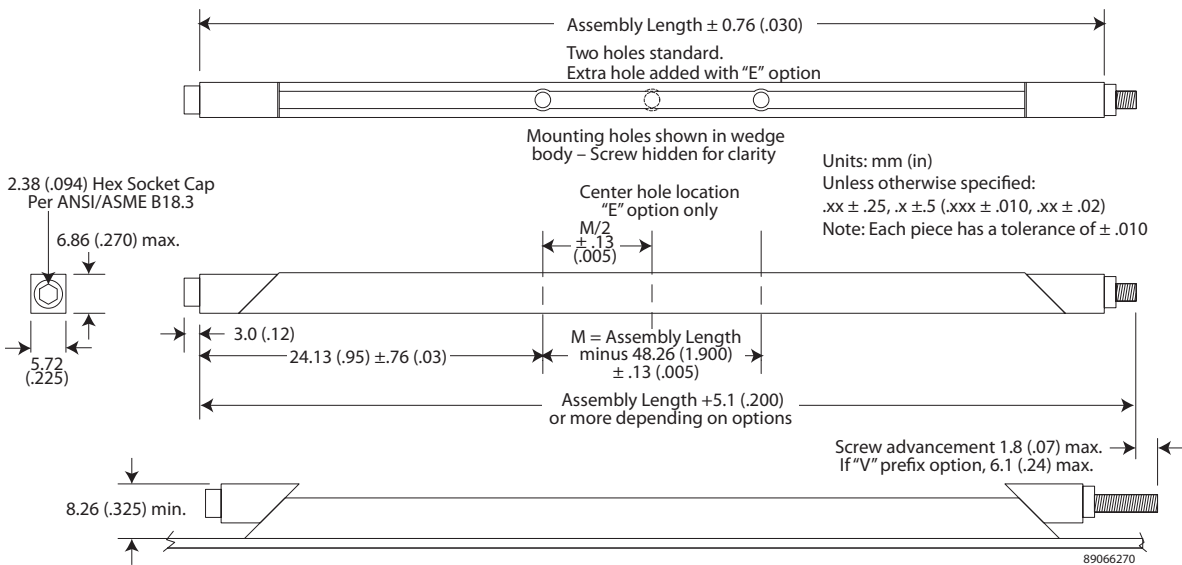
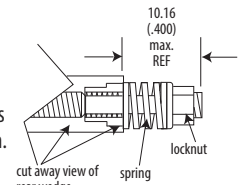
Detail "R"

Reduces the possibility of unintentional disassembly of the screw from rear wedge. This option adds 2.5 (.10) to the screw length unless combined with the "W" suffix option, then 5.1 (.20) total.



Detail "K"

Prevents the unintentional disassembly of screw from rear wedge. This option adds 5.1 (.20) to the screw length.



Part Number Code Series 225 Card-Lok Three Piece

Prefix options

Metric Screw Head M2.5 Hex Drive **M**
 Standard Screw Head 3/32 **[blank]**
 Lock and Flat Washer **W**
 None **[blank]**
 Visual Indicator **V**
 No Visual Indicator **[blank]**
 Black Anodize **A**
 or choose from Finish Table **see table**

Suffix options

Stainless Steel Captive (and Lock Nut if "R" option is also selected) **CR**
 Standard Plated Steel **"_"**

Assembly length in inches. Standard lengths are 71.12 (2.80), 96.52 (3.80) and 121.9 (4.80). Other lengths available upon request. **length.xx**

Additional Center Mounting Hole **E**
 None **[blank]**
 Mounting Options - holes for rivet mounting **H**
 or choose from Mounting Option Table **see table**
 Lock Element **L**
 None **[blank]**
 Lock Nut **R**
 Captive Screw **K**
 None **[blank]**

Part Number Code Example:

VA225CR-4.80HR

Series 225 Card-Lok three piece 121.9 (4.80) long with Visual Indicator, Black Anodized Finish, standard rivet mounting hole and stainless steel captive nut and lock nut option

Code Letter FINISH TABLE

[blank]	Chemical Film per Mil-DTL-5541 Class 1A, Type 1, Gold
"R"	Chemical Film per Mil-DTL-5541 Class 3, Type II, Clear
"A"	Black Anodize per Mil-A-8625 Type II, Class 2
"HA"	Hard Black Anodize per Mil-A-8625 Type III, Class 2
"EN"	Electroless Nickel per Mil-C-26074 Class 4, Grade B, Bright

Code Letter MOUNTING METHOD TABLE

[blank]	No mounting holes
"H"	Rivet Mounting Ø1.70 (.067) hole with 3.96 (.156) counterbore x 5.08 (.200) deep and 100° x 3.56 (.140) countersink
"T0"	0-80 tapped hole
"T2"	2-56 tapped hole
"TM2"	M2 x 0.40 tapped hole
"TM2.5"	M2.5 x 0.45 tapped hole