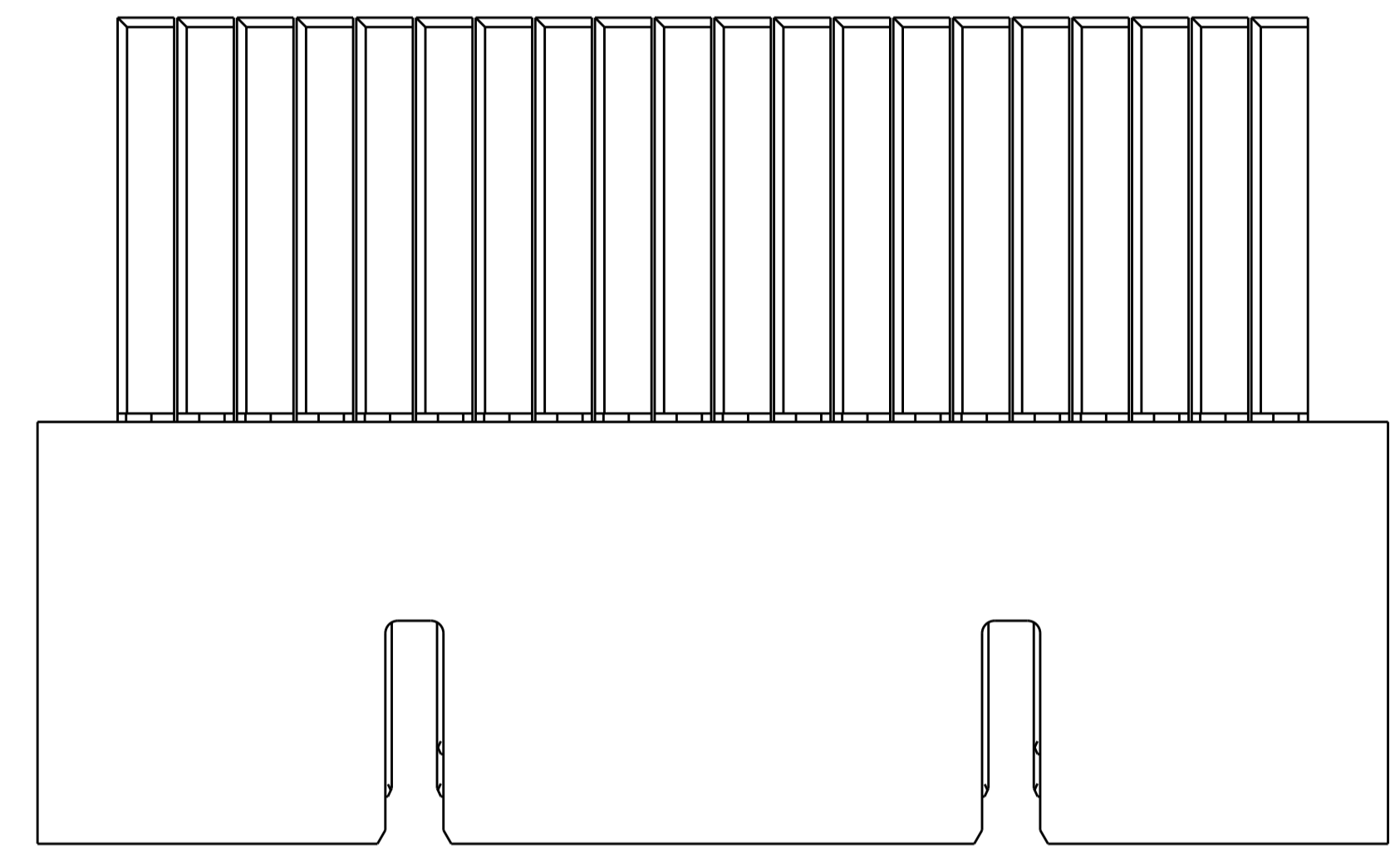
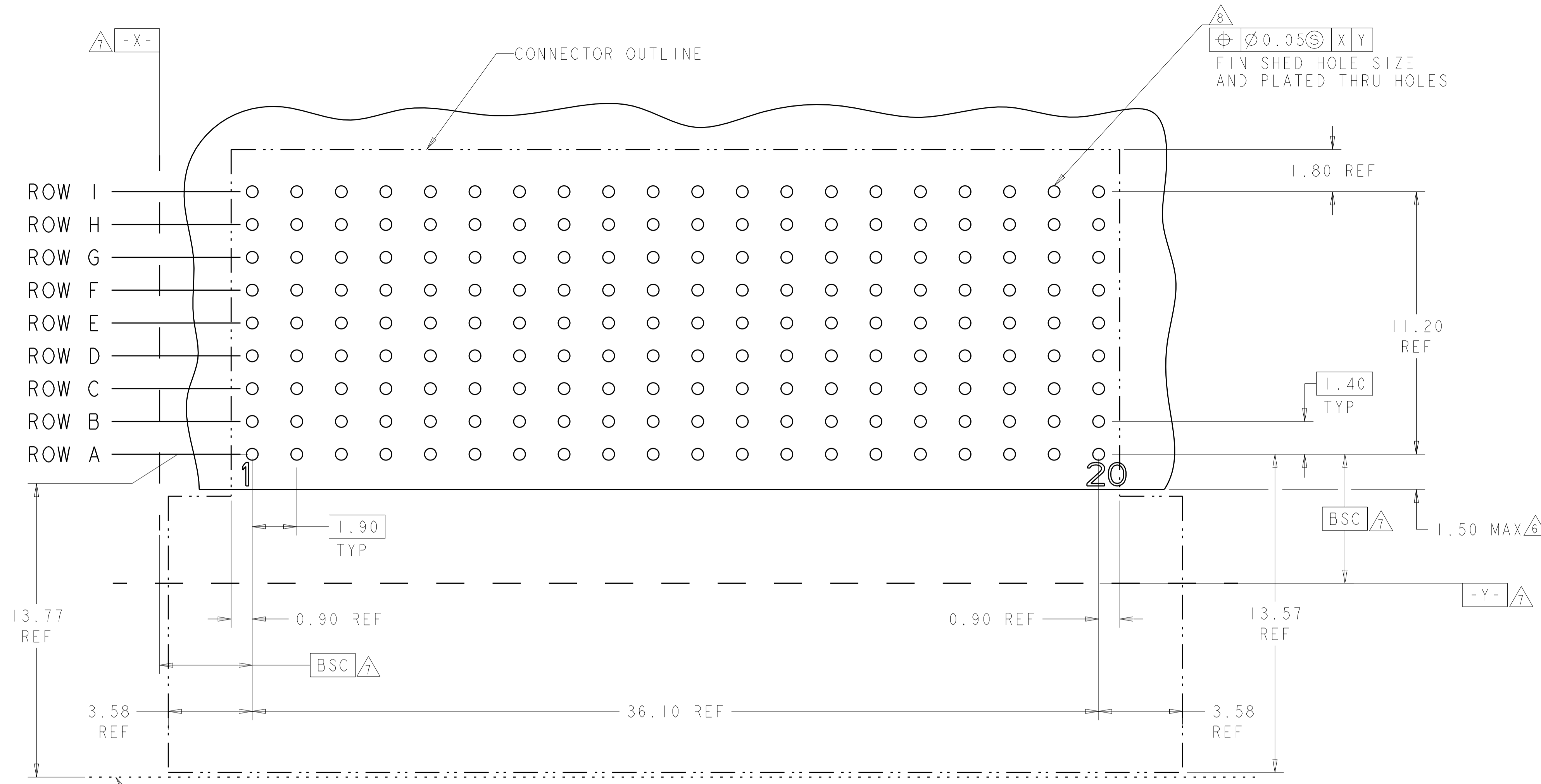
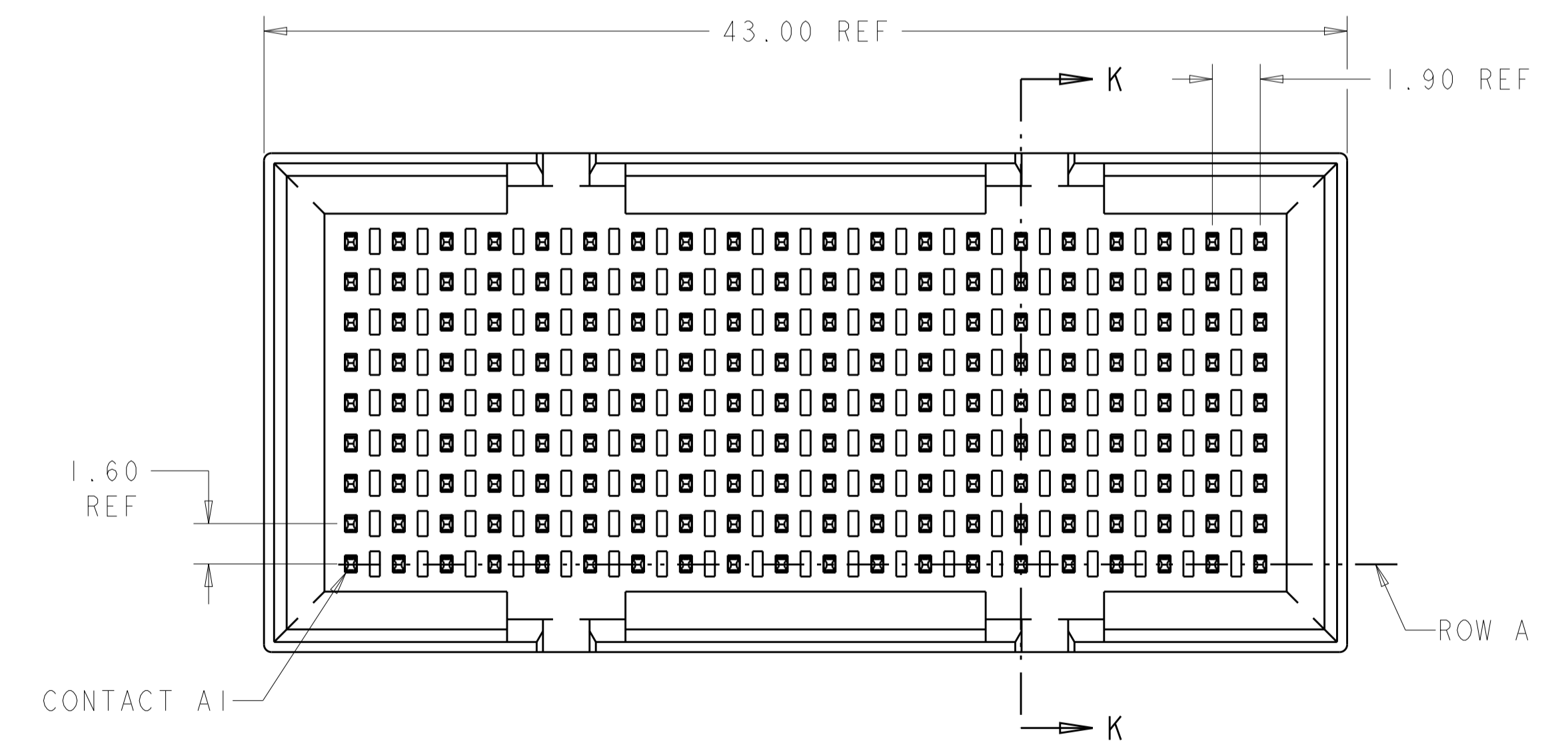
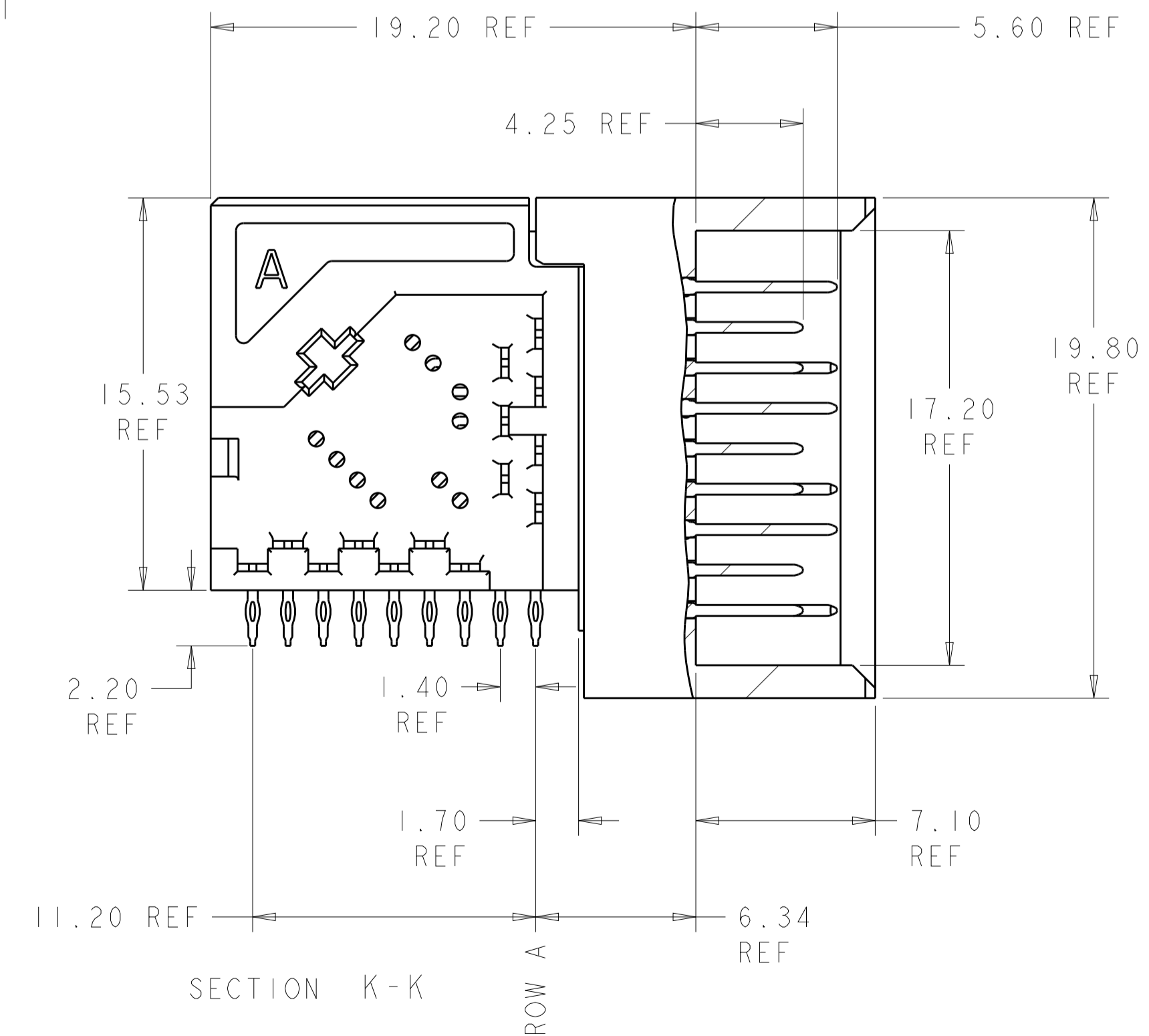


LOC		DIST		REVISIONS			
P	LTN	DESCRIPTION	DATE	DWN	APVD		
C		REV PER ECO 13-001730	1-31-13	CT	DH		
D		ECO-14-017030	25NOV2014	MGM	CT		



RECOMMENDED PC BOARD LAYOUT
COMPONENT SIDE SHOWN
SCALE 8:1



- △ MATERIAL:
CONTACT AND SHIELD: COPPER ALLOY
HOUSING AND CHICKLET: LCP, COLOR: BLACK
- △ FINISH:
CONTACT: MATING AREA: 1.27µm MIN GOLD OVER
1.27µm MIN NICKEL
- △ FINISH:
COMPLIANT PIN AREA: 0.38µm MIN BRIGHT TIN LEAD OVER
1.27µm MIN NICKEL
- △ FINISH:
COMPLIANT PIN AREA: 0.38µm MIN MATTE TIN OVER
1.27µm MIN NICKEL
- △ ---
- △ DIMENSION APPLIES TO CENTERLINE OF THRU HOLE.
- △ DATUMS AND BASIC DIMENSIONS ESTABLISHED BY CUSTOMER.
- △ REFERENCE APPLICATION SPEC 114-13267 FOR RECOMMENDED
PLATED THRU HOLE DIAMETER AND PLATING THICKNESS.

△ 2 △ 4	2102319-2
△ 2 △ 3	2102319-1
COMPLIANT PIN AREA	PART NUMBER

THIS DRAWING IS A CONTROLLED DOCUMENT.

DIMENSIONS:	TOLERANCES UNLESS OTHERWISE SPECIFIED:	DWN: D. BELACK 16AUG2010	CHK: A. TSANG 8-16-2010	APVD: M. McALONIS 8-16-2010
mm	0 PLC ± 1 PLC ±0.13 2 PLC ±0.05 3 PLC ± 4 PLC ± ANGLES ±	NAME: Fortis Zd, 3-PAIR, 20-COLUMN, R/A, FULL SHROUD ASSEMBLY, SINGLE ENDED	PRODUCT SPEC: 108-2409	APPLICATION SPEC: 114-13267
MATERIAL: △	FINISH: -	SIZE: A1	CAGE CODE: 00779	DRAWING NO: 2102319
CUSTOMER DRAWING		WEIGHT: ~23.53g	SCALE: 5:1	SHEET 1 OF 1

Mouser Electronics

Authorized Distributor

Click to View Pricing, Inventory, Delivery & Lifecycle Information:

[TE Connectivity:](#)

[2102319-1](#)