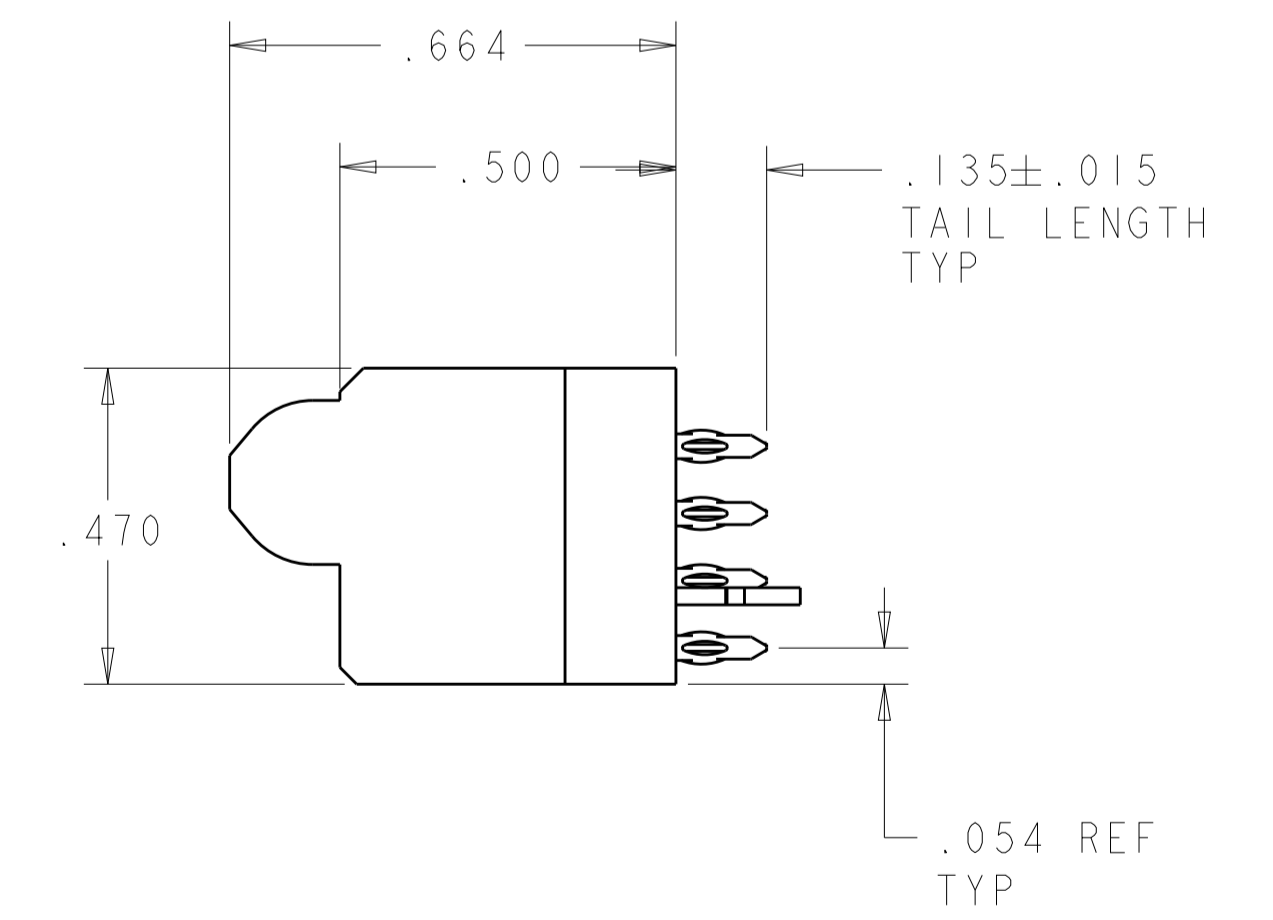
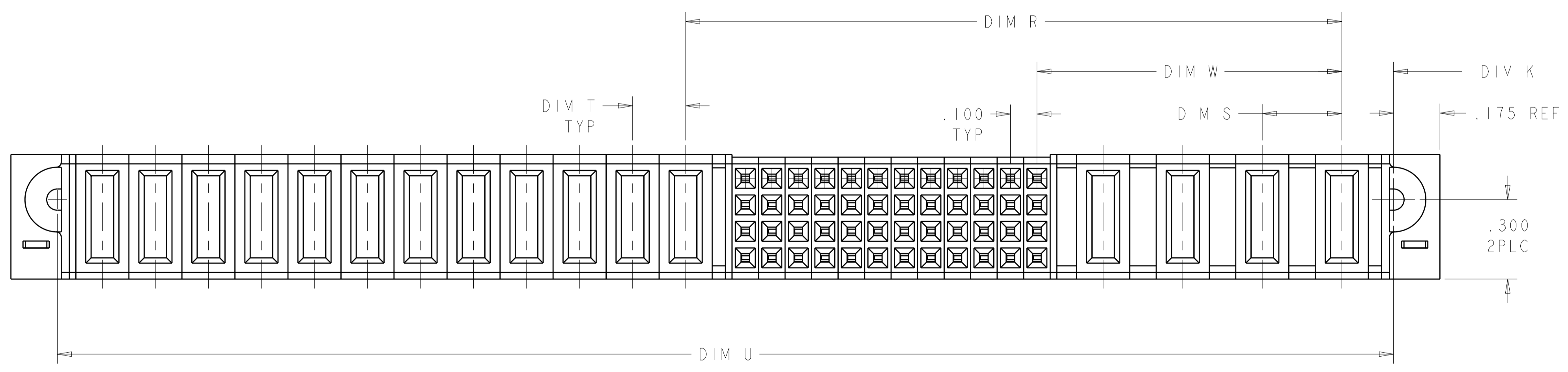
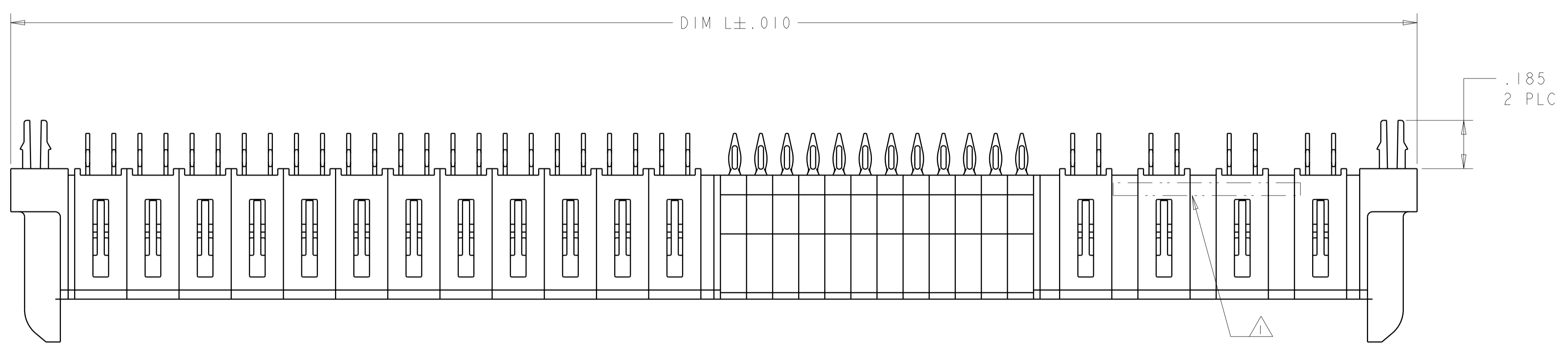
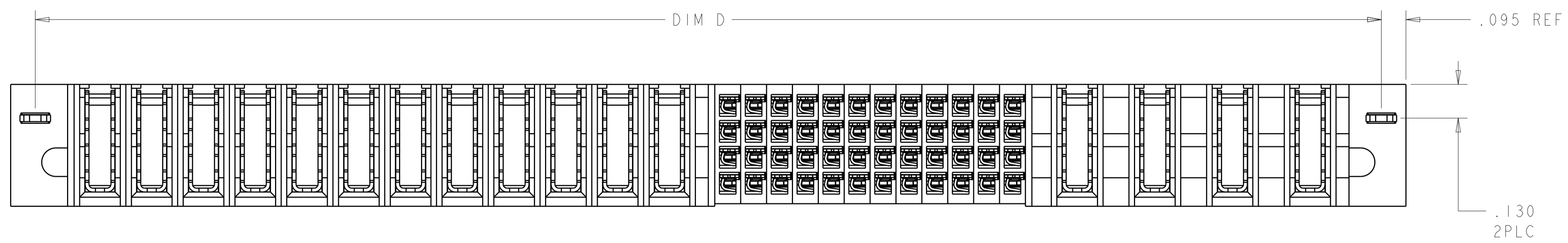


LOC		DIST		REVISIONS			
ES	00	P	LTH	DESCRIPTION	DATE	DWN	APVD
		J9		REV PER ECR-12-020199	22NOV2012	CZ	SZ



THIS DRAWING IS A CONTROLLED DOCUMENT.		DWN D. ZHU	Z0DEC2007		TE Connectivity	
DIMENSIONS: INCHES		CHK S. ZHAO	Z0DEC2007		NAME VER RECEP ASSEMBLY SHORT GUIDES, PRESS FIT MULTI-BEAM XLE	
TOLERANCES UNLESS OTHERWISE SPECIFIED:		APVD S. ZHAO	-	PRODUCT SPEC		
0 PLC ± .01		PRODUCT SPEC		SIZE CAGE CODE DRAWING NO		
2 PLC ± .01		APPLICATION SPEC		A100779C=6450860		
3 PLC ± .005		APPLICATION SPEC		RESTRICTED TO		
4 PLC ± .0020		APPLICATION SPEC		SCALE N/A SHEET 1 OF 28 REV K2		
ANGLES ± .020		APPLICATION SPEC		CUSTOMER DRAWING		
FINISH		WEIGHT		MATERIAL		
MATERIAL		WEIGHT		SCALE N/A SHEET 1 OF 28 REV K2		

LOC	DIST	REV	DATE	BY	APPV
ES	00				

- 1 "AMP", PART NUMBER AND DATE CODE TO BE MARKED IN AREA SHOWN  
PARTS UNDER 2.00 LONG MAY BE MARKED ON BOTH SIDES
- 2 MATERIAL: HOUSING - GLASS FILLED HIGH TEMP THERMO PLASTIC, UL94 V-0, BLACK.  
SIGNAL CONTACT - HIGH CONDUCTIVITY COPPER ALLOY  
POWER CONTACT - HIGH CONDUCTIVITY COPPER ALLOY  
LP CONTACT - HIGH CONDUCTIVITY COPPER ALLOY
- 3 CONTACT PLATING - NOBLE METAL PLATING ON CONTACT FUNCTIONAL AREA  
OF POWER AND SIGNAL CONTACTS
- 4 MECHANICAL CONNECTOR KEEP OUT ZONE
- 5 DATUM AND BASIC DIMENSIONS ESTABLISHED BY CUSTOMER
- 6 PCB - ALL HOLE DIAMETERS ARE FINISHED HOLE SIZES
- 7 PCB - 0.0453 ±.0010 DRILLED HOLES PLATED WITH .0003 MIN Sn  
OVER .001 TO .003 Cu PLATING TO ACHIEVE A .040 HOLE
- 8 FOR P/S/LP CONFIGURATION, PLEASE REFER TO SHEET 3.
- 9 FOR LP/S/P CONFIGURATION, PLEASE REFER TO SHEET 3.
- 10 VARIABLE DIMENSIONS SHOW ON TABLE.
- 11 FOR LP/S/LP CONFIGURATION, PLEASE REFER TO SHEET 3.
- 12 SPECIAL DIMENSIONS SEE SHEET 3
- 13 RECOMMEND USING CUSTOMER SUPPLIED SCREWS TO SECURE TO BOARD  
TYCO P/N: 19024-2. RECOMMEND TORQUE IS TBD.  
ASSUMING A CARD THICKNESS OF TBD, FINAL SCREW LENGTH AND CARD THICKNESS ARE FACTORS TO BE  
CONSIDERED IF APPLYING A SCREW FOR AN APPLICATION AND MAY VARY FOR EACH APPLICATION.

W	U	K	S	T	D	R	L	DESCRIPTION	PART NUMBER
1.850	.250	.250	.170	1.690	.425	1.100	2.040	2P + 24S + 2P	5-6450860-2
1.185	-	-	.1025	1.025	.2725	.705	1.375	2LP + 16S + 2LP	4-6450860-8
2.850	.250	.250	.170	2.690	.925	1.600	3.040	4P + 24S + 4P	4-6450860-7
2.150	.250	.250	.170	1.990	.475	1.400	2.340	2P + 32S + 2P	4-6450860-6
2.705	.115	.170	.170	2.545	1.800	2.1575	2.895	3ACP+3P+12S+2LP	4-6450860-5
4.450	.250	.250	.170	4.290	1.925	2.200	4.640	8P + 8S + 8P	4-6450860-4
1.400	.250	.250	.145	1.240	.425	.700	1.590	2P + 8S + 2P	4-6450860-3
1.330	.250	-	.1275	1.170	.2725	.5725	1.520	2LP + 8S + 2P	4-6450860-2
2.400	.200	.200	.145	2.240	.775	1.350	2.590	4HDP + 20S + 4HDP	4-6450860-1
1.350	-	-	.170	1.190	.175	.850	1.540	1P + 24S + 1P	4-6450860-0
1.360	-	.230	.1275	1.200	.4775	.8525	1.550	4LP + 12S + 1P	3-6450860-9
2.550	.250	.250	.170	2.390	.475	1.800	2.740	2P + 48S + 2P	3-6450860-6
3.850	.250	.250	.170	3.690	1.425	2.100	4.040	6P + 24S + 6P	3-6450860-5
1.075	-	-	.1025	.915	.2725	.480	1.265	2LP + 8S + 3LP	3-6450860-4
1.330	.250	-	.1275	1.170	.2725	.5725	1.520	2LP + 8S + 2P	3-6450860-3
1.800	.250	.250	.220	1.640	.450	.950	1.990	2P + 16S + 2P	3-6450860-2
2.870	.230	.230	.1525	2.710	.6550	2.2125	3.060	4LP + 60S + 4LP	3-6450860-1
.975	-	-	.1025	.815	.2725	.380	1.165	2LP + 4S + 3LP	3-6450860-0
1.950	.250	.250	.170	1.790	.475	1.200	2.140	2P + 24S + 2P	2-6450860-9
2.550	.250	.250	.170	2.390	.925	1.300	2.740	4P + 12S + 4P	2-6450860-8
5.635	.250	.250	.170	5.475	.475	1.885	5.825	2P + 32S + 4LP + 14P	2-6450860-6
3.570	.250	.230	.1525	3.410	2.1125	2.8375	3.760	18LP + 24S + 2P	2-6450860-5
6.050	.250	.250	.145	5.890	1.950	3.850	6.240	8P + 72S + 8P	2-6450860-1
1.950	.250	.250	.170	1.790	.475	1.200	2.140	2P + 24S + 2P	2-6450860-0
3.350	.200	.200	.170	3.190	1.175	1.850	3.540	6HDP + 24S + 6HDP	1-6450860-7
-	.250	.230	.1275	2.205	.7325	1.4075	2.555	6LP + 24S + 3P	1-6450860-6
2.450	.200	.200	.170	2.290	.775	1.350	2.640	4HDP + 20S + 4HDP	1-6450860-5
2.150	.200	.200	.170	1.990	.775	1.050	2.340	4HDP + 8S + 4HDP	1-6450860-4
2.450	-	.250	.170	2.290	.925	1.200	2.640	4P + 8S + 4P	1-6450860-3
3.450	-	.250	.170	3.290	1.425	1.700	3.640	6P + 8S + 6P	1-6450860-2
2.800	.300	.250	.170	2.640	.925	1.700	2.990	4P + 28S + 3ACP	1-6450860-0
2.510	-	-	.170	2.350	.455	1.6875	2.700	1P+2LP+48S+2LP+1P	6450860-9
2.800	.300	.250	.170	2.640	.925	1.700	2.990	4P + 28S + 3ACP	6450860-7
2.425	.250	.300	.170	2.265	.500	1.175	2.615	2ACP + 24S + 4P	6450860-6
3.665	-	.230	.1025	3.505	.7325	1.4075	3.855	6LP + 24S + 10P	6450860-5
2.530	-	.250	.170	2.370	1.175	1.9825	2.720	5P + 32S + 2LP	6450860-4
5.545	.230	.250	.195	5.385	2.975	4.2325	5.735	12P + 48S + 8LP	6450860-3
5.200	.200	.300	.195	5.040	1.150	2.475	5.390	4ACP + 48S + 12HDP	6450860-2
.985	-	-	.1025	.825	.2725	.505	1.175	2LP + 8S + 2LP	6450860-1
D	T	S	K	U	W	R	L	DESCRIPTION	PART NUMBER

THIS DRAWING IS A CONTROLLED DOCUMENT.

OWN: D. ZHU  
 CH: S. ZHAO  
 APVD: S. ZHAO

DATE: 20DEC2007

NAME: VER RECEPT ASSEMBLY SHORT GUIDES, PRESS FIT MULTI-BEAM XLE

PRODUCT SPEC: 108-2292

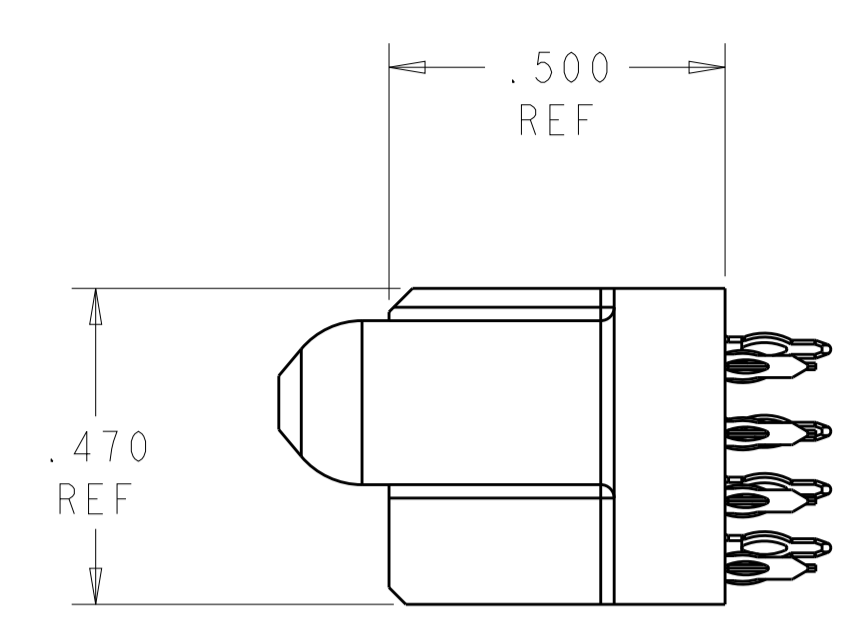
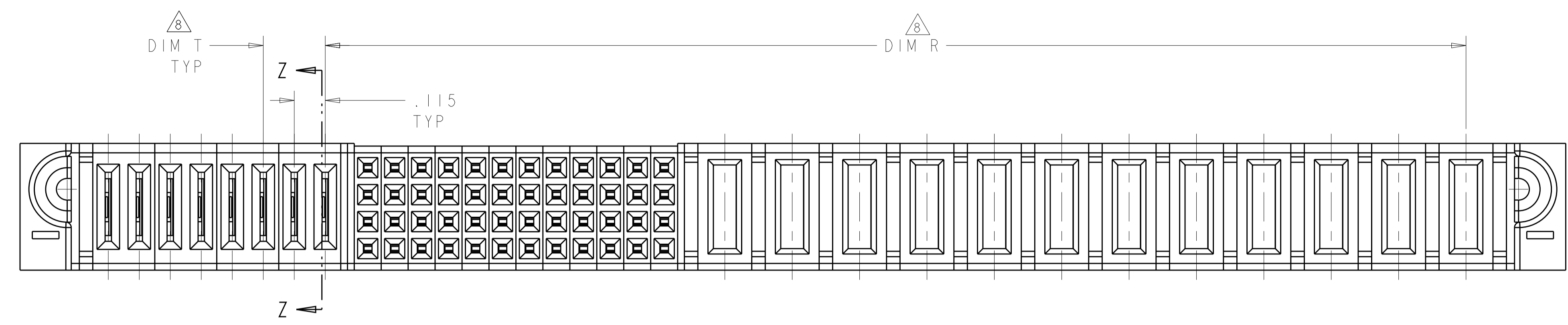
APPLICATION SPEC: 114-13251

SIZE: A1  
 CAGE CODE: 6450860  
 DRAWING NO: 100779

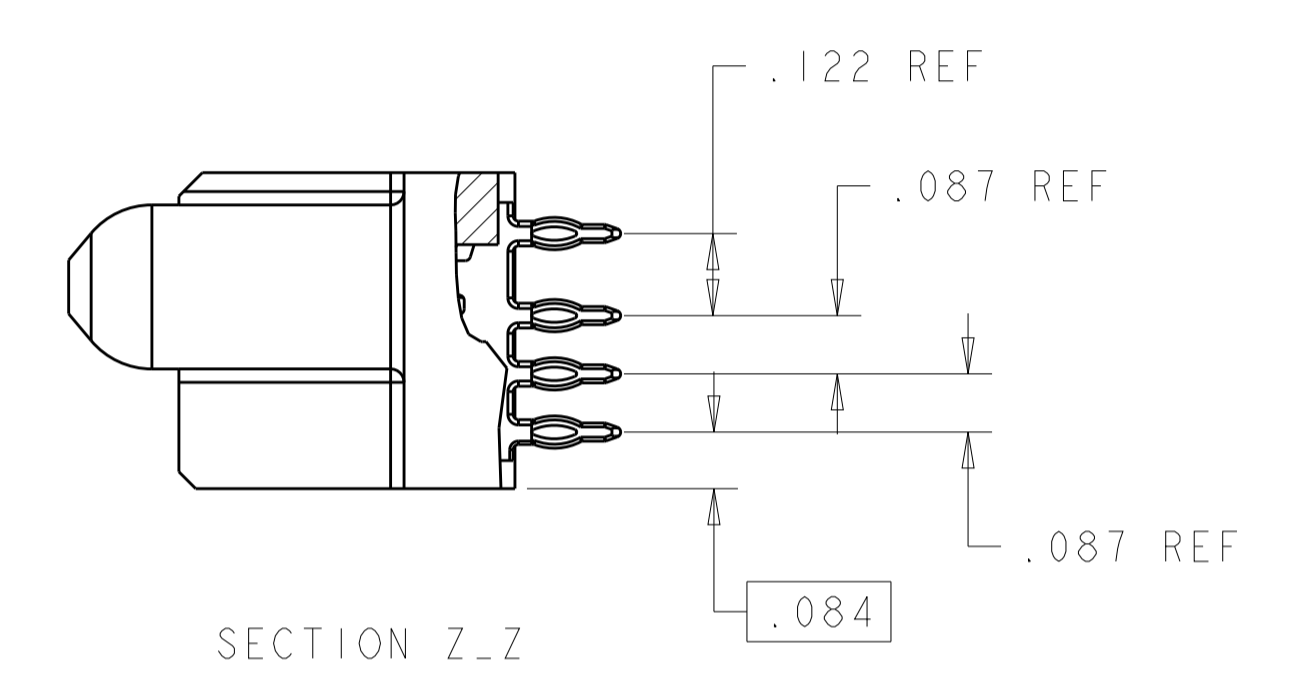
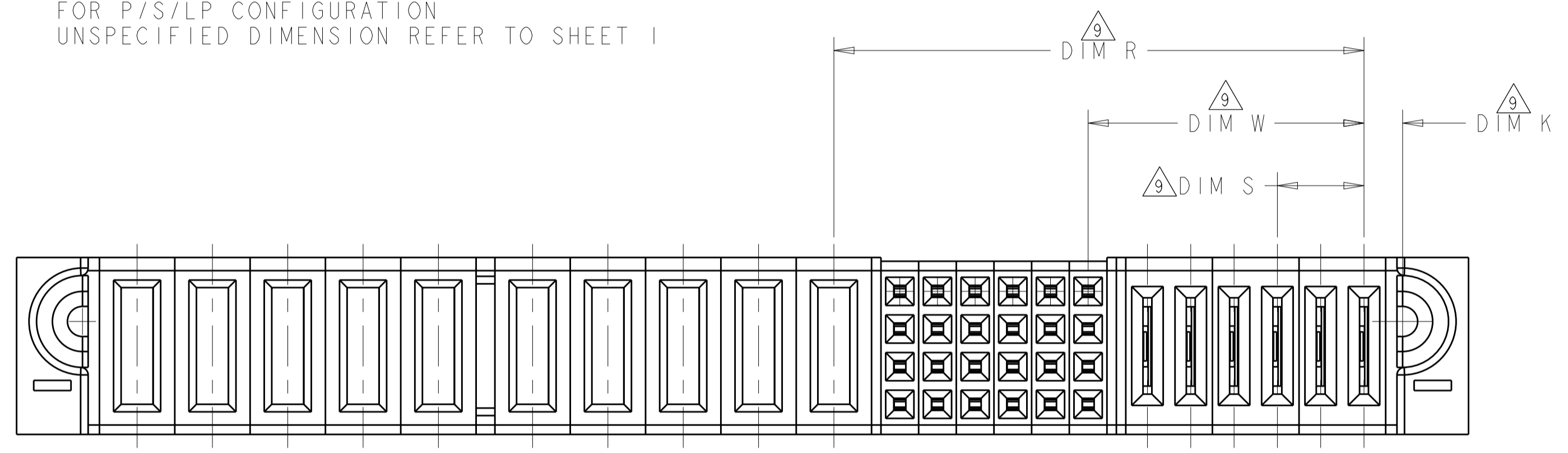
SCALE: N/A  
 SHEET: 2 OF 28  
 REV: K2

CUSTOMER DRAWING


LOC		DIST		REVISIONS			
ES	00	P	LTM	DESCRIPTION	DATE	DWN	APVD
		-	-	SEE SHEET 1	-	-	-



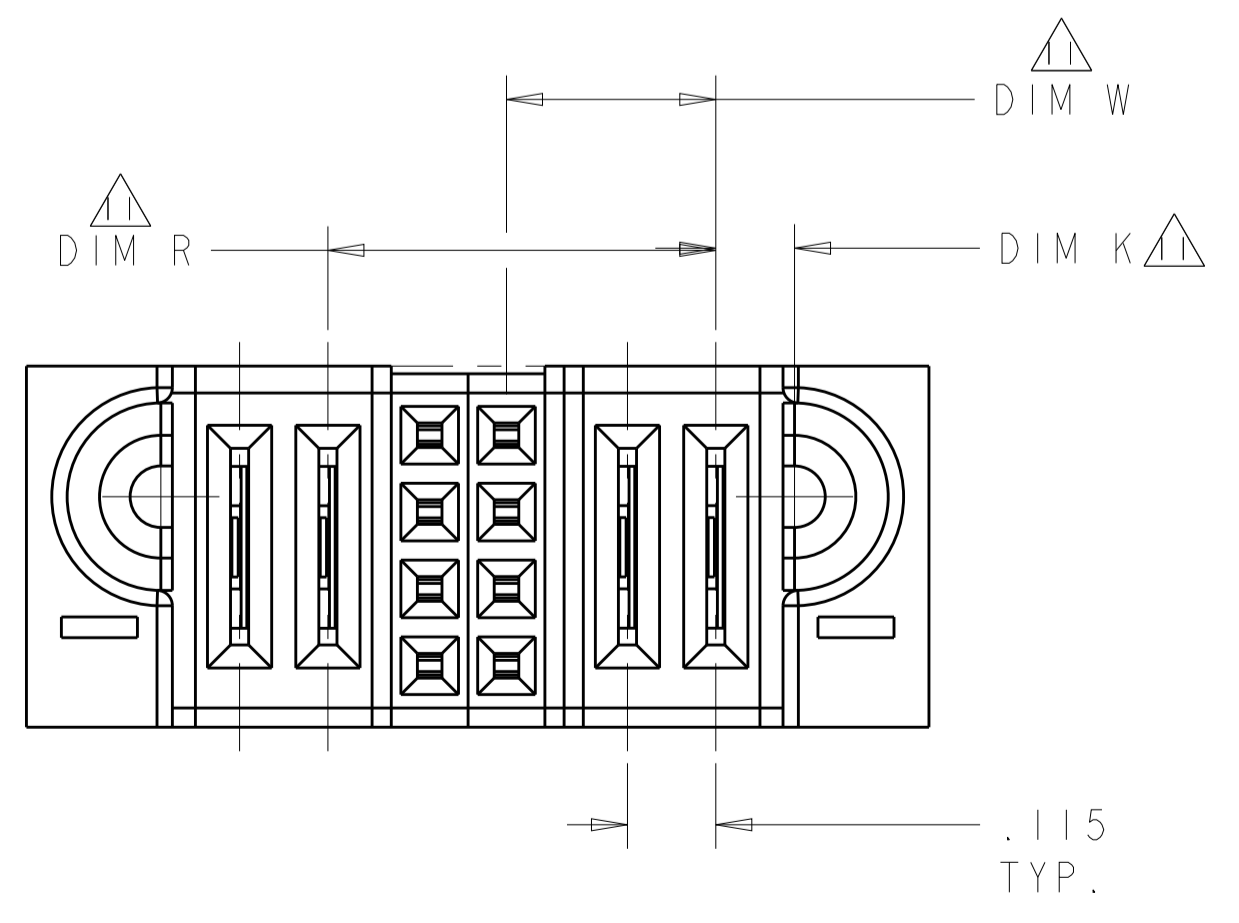
FOR P/S/LP CONFIGURATION  
 UNSPECIFIED DIMENSION REFER TO SHEET 1



FOR LP/S/P CONFIGURATION  
 UNSPECIFIED DIMENSION REFER TO SHEET 1



FOR PART 2-6450860-6



FOR LP/S/LP(6450860-1 AND 3-6450860-0) CONFIGURATION  
 UNSPECIFIED DIM REFER TO SHEET 1

THIS DRAWING IS A CONTROLLED DOCUMENT.		DWN: D. ZHU	20DEC2007	TE Connectivity
DIMENSIONS: INCHES		CHK: S. ZHAO	20DEC2007	
TOLERANCES UNLESS OTHERWISE SPECIFIED:		APVD: S. ZHAO		NAME: VER RECEP ASSEMBLY SHORT GUIDES, PRESS FIT MULTI-BEAM XLE
0 PLC ±		PRODUCT SPEC		SIZE: A1
1 PLC ±.01		108-2292		CAGE CODE: 6450860
2 PLC ±.01		APPLICATION SPEC		RESTRICTED TO:
3 PLC ±.005		114-13251		
4 PLC ±.0020		WEIGHT		
ANGLES ±.7°		CUSTOMER DRAWING		
MATERIAL		SCALE: N/A	SHEET 3 OF 28	REV: K2



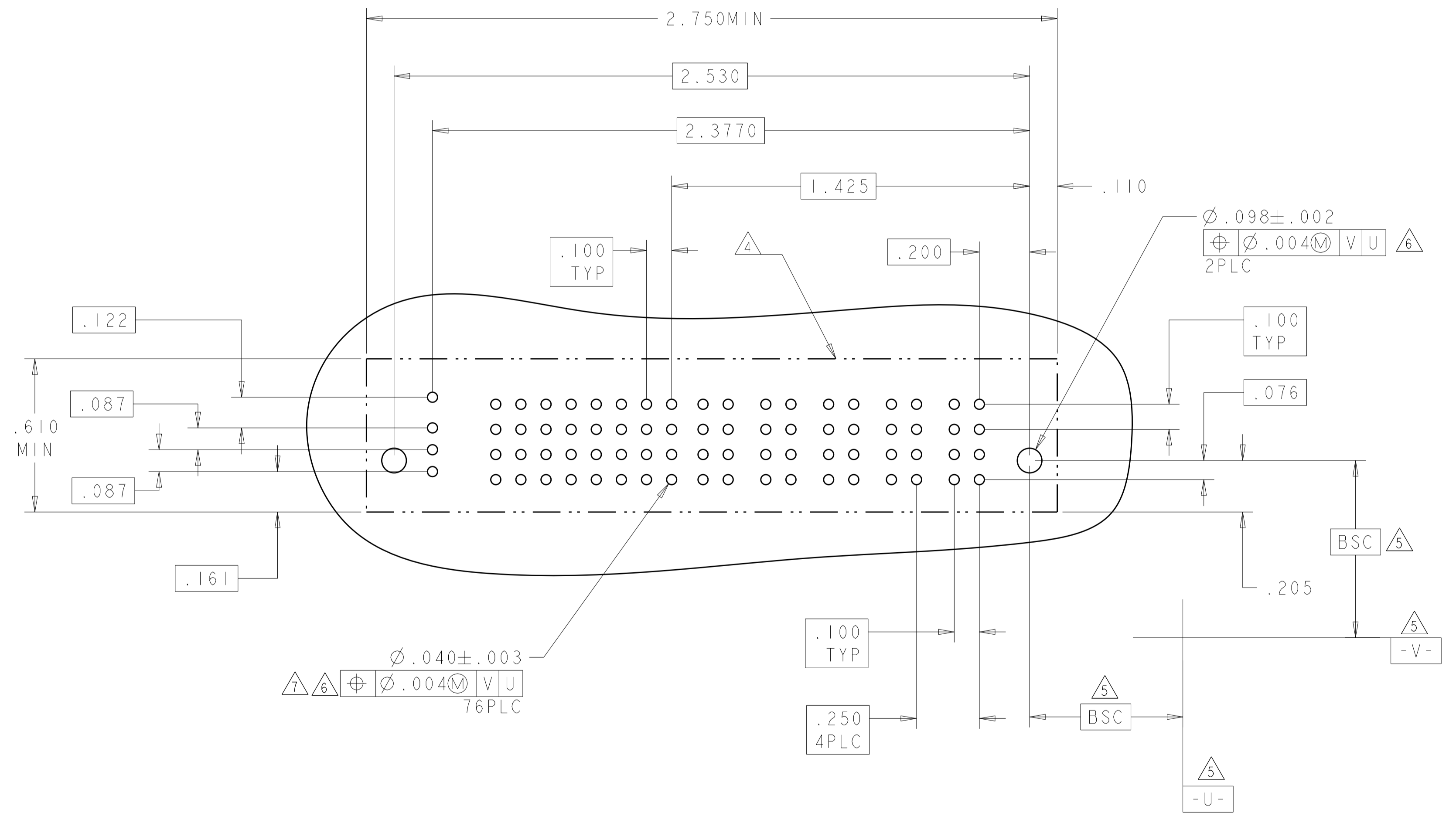
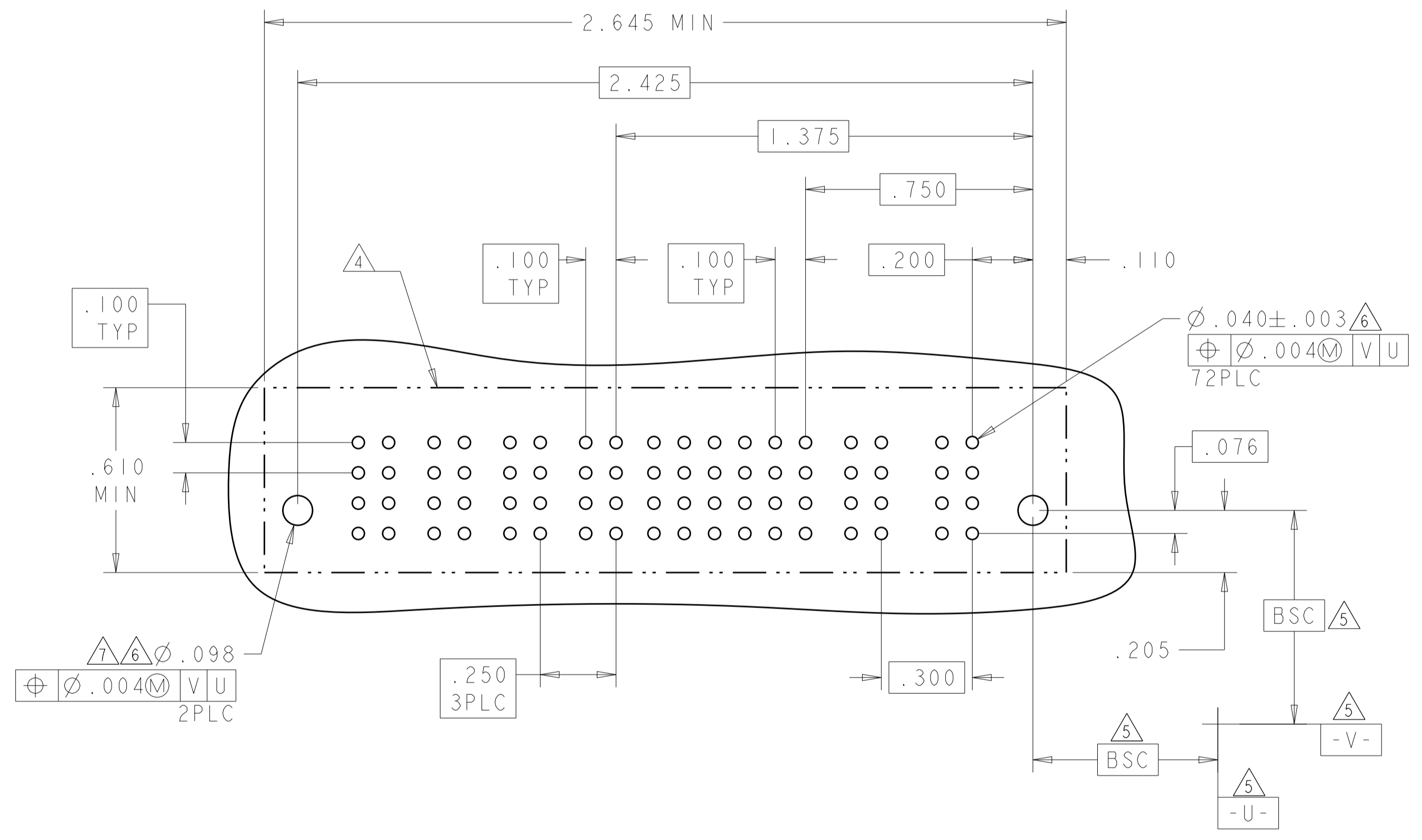


LOC		DIST		REVISIONS			
ES	00	REV	DATE	BY	CHKD	APVD	DESCRIPTION
-	-	-	-	-	-	-	SEE SHEET 1

PART NUMBER	ROWS	POWER				SIGNAL					POWER		HD	
		P6	P5	P4	P3	6	5	4	3	2	1	P2		P1
6450860-6	D	GS	GS	GS	GS	AP	AP	AP	AP	AP	AP	GS	GS	HD
	C					AP	AP	AP	AP	AP	AP			
	B					AP	AP	AP	AP	AP	AP			
	A					AP	AP	AP	AP	AP	AP			
2ACP + 24S + 4P														

PART NUMBER	ROWS	LP2	LPI	SIGNAL								POWER					HD	
				8	7	6	5	4	3	2	1	P5	P4	P3	P2	P1		
6450860-4	D	LSI		AP	AP	AP	AP	AP	AP	AP	AP	AP	GS	GP	GS	GP	GP	HD
	C			AP	AP	AP	AP	AP	AP	AP	AP							
	B			AP	AP	AP	AP	AP	AP	AP	AP							
	A			AP	AP	AP	AP	AP	AP	AP	AP							
5P + 32S + 2LP																		

NO CONTACT LOADED

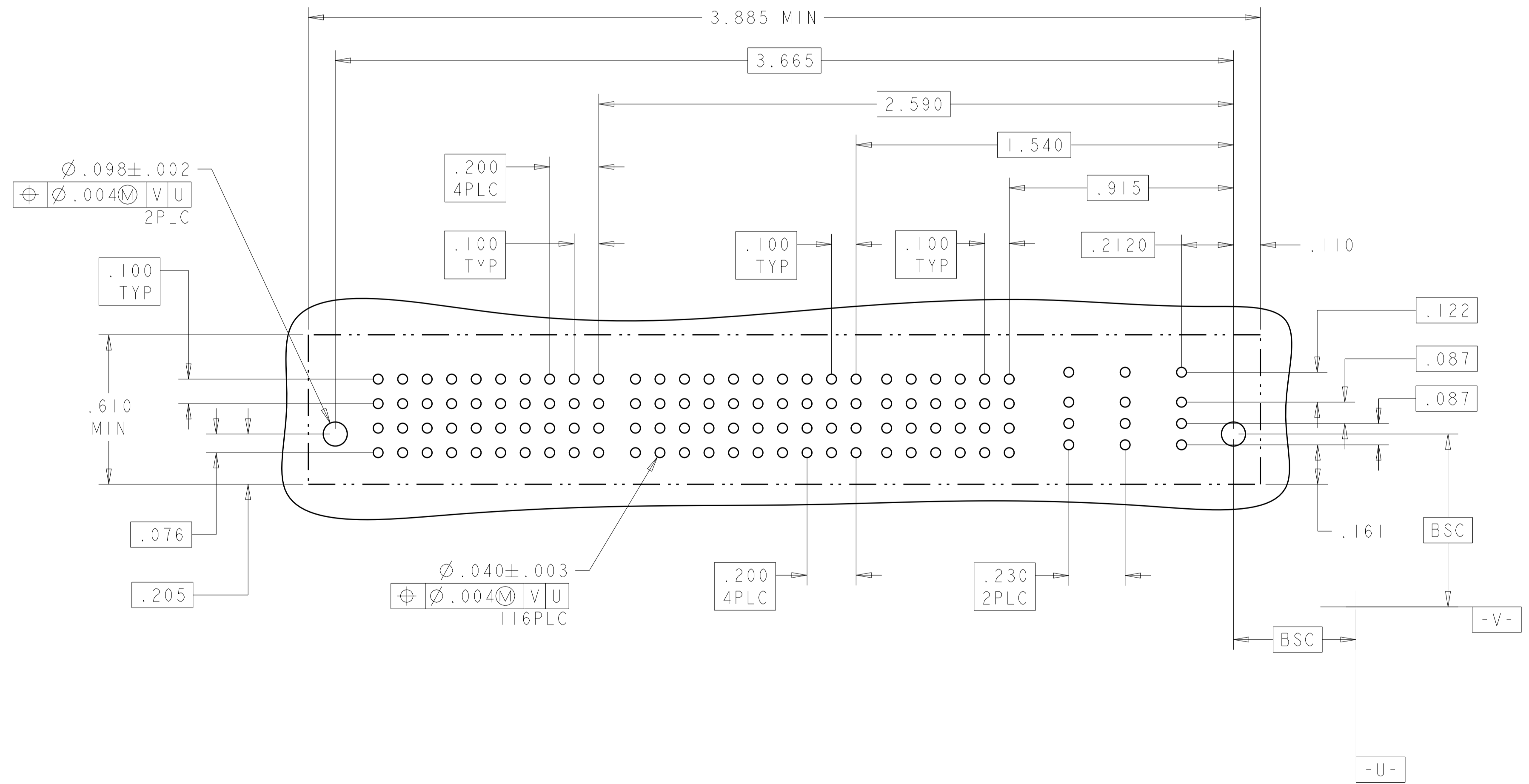
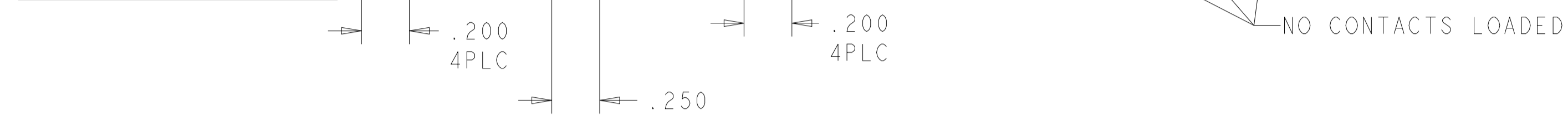


THIS DRAWING IS A CONTROLLED DOCUMENT.

DIMENSIONS:	TOLERANCES UNLESS OTHERWISE SPECIFIED:	OWN: D. ZHU	20DEC2007	TE Connectivity
INCHES	0 PLC ±.01 1 PLC ±.01 2 PLC ±.01 3 PLC ±.005 4 PLC ±.002	CHK: S. ZHAO	20DEC2007	
MATERIAL:	FINISH:	APVD: S. ZHAO	NAME:	VER RECEPT ASSEMBLY SHORT GUIDES, PRESS FIT MULTI-BEAM XLE
		PRODUCT SPEC: 108-2292	APPLICATION SPEC: 114-13251	SIZE: A1
		WEIGHT:	CAGE CODE: 6450860	RESTRICTED TO:
		CUSTOMER DRAWING	SCALE: N/A	SHEET 6 OF 28

LOC		DIST		REVISIONS				
ES	00	P	LTN	DESCRIPTION	DATE	DWN	APVD	
		-		SEE SHEET 1				

PART NUMBER	ROWS	POWER										SIGNAL						POWER						
		P10	P9	P8	P7	P6	P5	P4	P3	P2	P1	6	5	4	3	2	1	LP6	LP5	LP4	LP3	LP2	LP1	
6450860-5	D C B A	GS	GS	GS	GS	GS	GS	GS	GS	GS	GS	AP	AP	AP	AP	AP	AP	LSI			LSI			LSI
		GS	GS	GS	GS	GS	GS	GS	GS	GS	GS	AP	AP	AP	AP	AP	AP							
		GS	GS	GS	GS	GS	GS	GS	GS	GS	GS	AP	AP	AP	AP	AP	AP							
		GS	GS	GS	GS	GS	GS	GS	GS	GS	GS	AP	AP	AP	AP	AP	AP							



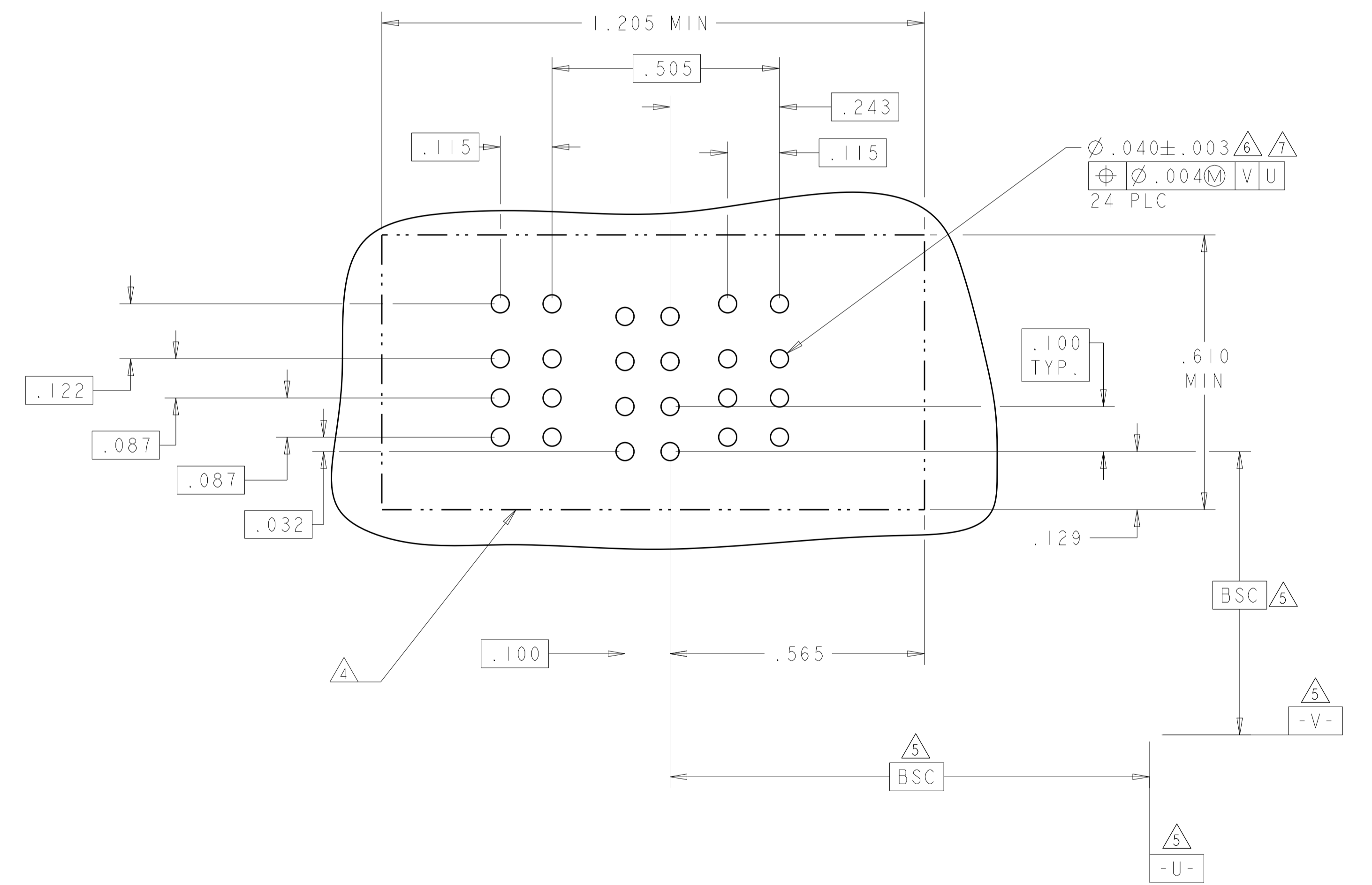
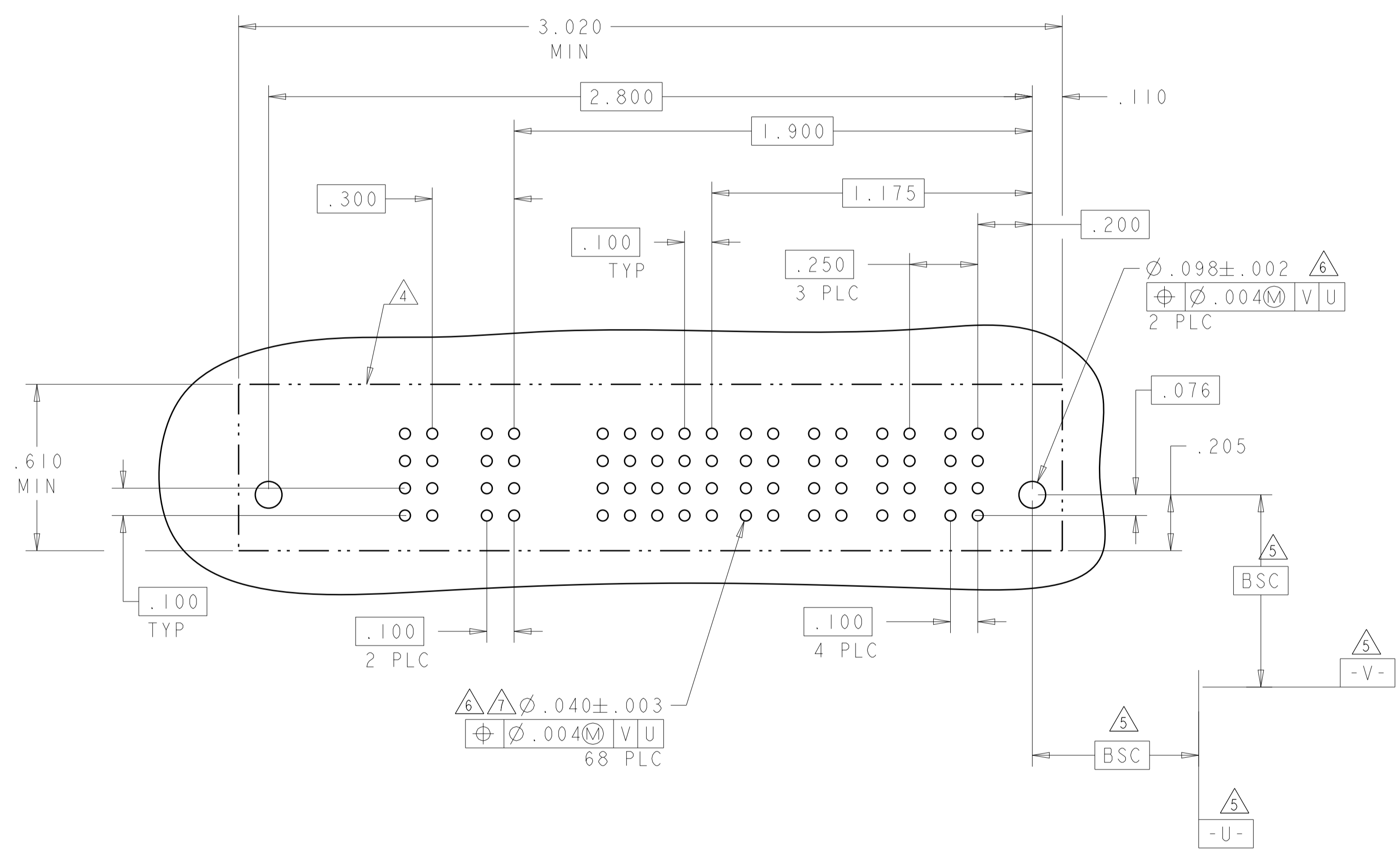
THIS DRAWING IS A CONTROLLED DOCUMENT.		DWN D. ZHU	20DEC2007		TE Connectivity
DIMENSIONS: INCHES		CHK S. ZHAO	20DEC2007		VER RECEP ASSEMBLY SHORT GUIDES, PRESS FIT MULTI-BEAM XLE
TOLERANCES UNLESS OTHERWISE SPECIFIED:		APVD S. ZHAO	-	NAME	
0 PLC ±		PRODUCT SPEC		SIZE	
1 PLC ±.01		108-2292		CAGE CODE	
2 PLC ±.01		APPLICATION SPEC		DRAWING NO	
3 PLC ±.005		114-13251		6450860	
4 PLC ±.0020		WEIGHT		RESTRICTED TO	
ANGLES ±.2°		CUSTOMER DRAWING		SCALE	
MATERIAL		N/A		SHEET 7 OF 28	
FINISH		REV		K2	

LOC	DIST	REVISIONS			
P	LTN	DESCRIPTION	DATE	DMN	APVD
-	-	SEE SHEET 1	-	-	-

PART NUMBER	ROWS	POWER				SIGNAL					POWER					
		P7	P6	P5		7	6	5	4	3	2	1	P4	P3	P2	P1
6450860-7	D C B A	HD	GS	GS			AP	AP	AP	AP	AP		GS	GS	GS	GS
							AP	AP	AP	AP	AP					
							AP	AP	AP	AP	AP					
							AP	AP	AP	AP	AP					
4P + 28S + 3ACP																

NO CONTACTS LOADED

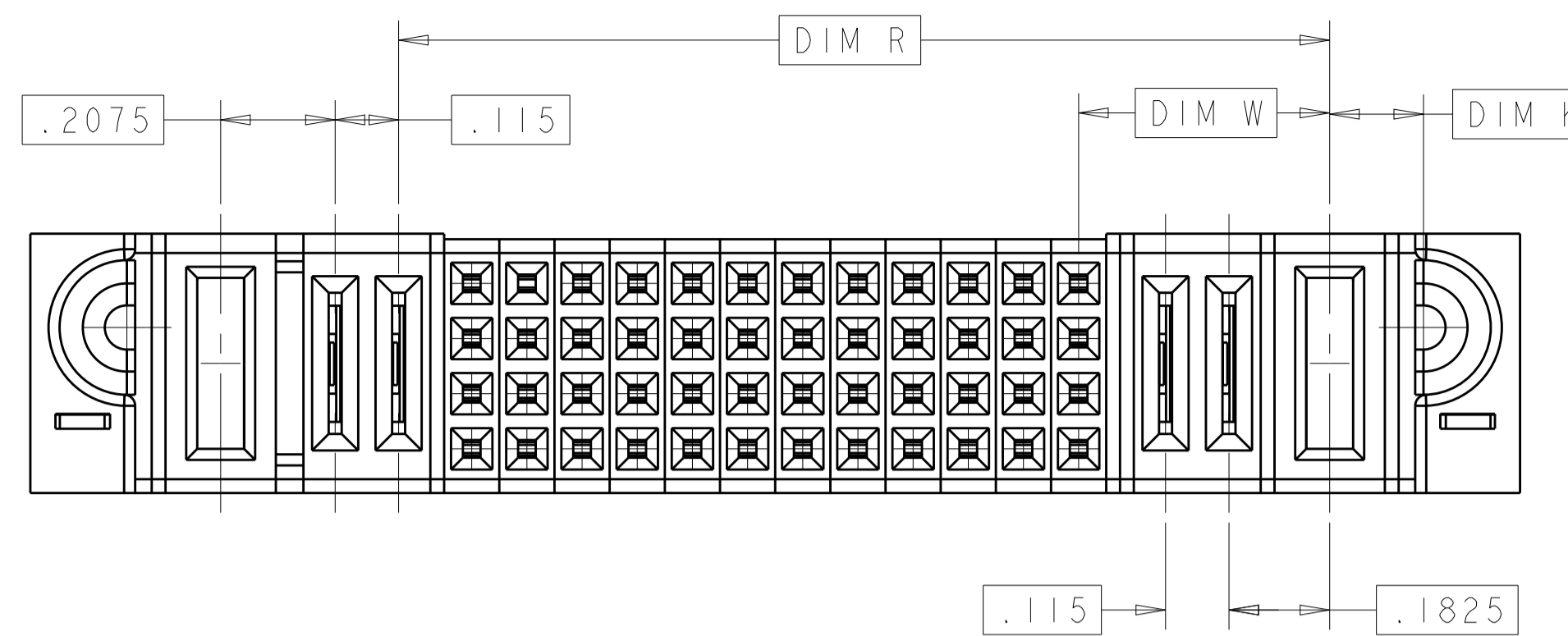
PART NUMBER	ROWS	POWER		SIGNAL		POWER	
		P4	P3	2	1	P2	P1
6450860-1	D C B A	LSI	LSI	AP	AP	LSI	LSI
				AP	AP		
				AP	AP		
				AP	AP		
2LP + 8S + 2LP							



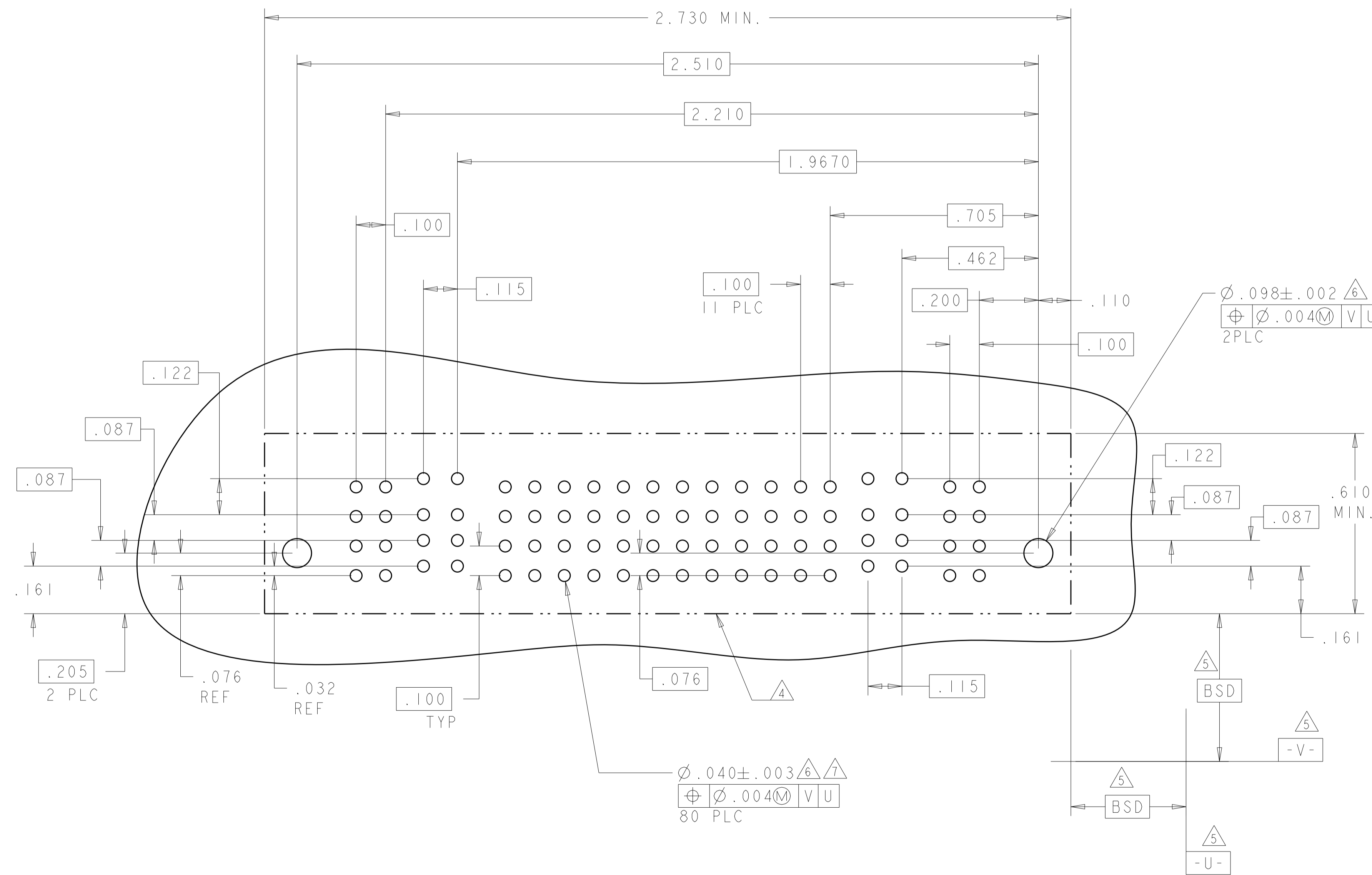
THIS DRAWING IS A CONTROLLED DOCUMENT.		DMN: D.ZHU	ZODEC2007	<b>STE</b> TE Connectivity
DIMENSIONS: INCHES		CHK: S.ZHAO	ZODEC2007	
TOLERANCES UNLESS OTHERWISE SPECIFIED:		APVD: S.ZHAO		NAME: VER RECEPT ASSEMBLY SHORT GUIDES, PRESS FIT MULTI-BEAM XLE
0 PLC ± .01		PRODUCT SPEC: 108-2292		
1 PLC ± .01		APPLICATION SPEC: 114-13251		SIZE: A100779 C=6450860
2 PLC ± .01		WEIGHT: -		
3 PLC ± .005		CUSTOMER DRAWING		SCALE: N/A
4 PLC ± .002				SHEET: 8 OF 28
ANGLES ± .0020				REV: K2
FINISH: -				

LOC	DIST	REVISIONS			
ES	00	REV	DATE	BY	APPD
		1	SEE SHEET 1		

PART NUMBER	ROWS	POWER			SIGNAL										POWER					
		P2	LP4	LP3	12	11	10	9	8	7	6	5	4	3	2	1	LP2	LPI	PI	
6450860-9	D	GP	LSI	LSI	AP	AP	AP	AP	AP	AP	AP	AP	AP	AP	AP	AP	AP	LSI	LSI	GP
	C				AP	AP	AP	AP	AP	AP	AP	AP	AP	AP	AP	AP	AP	LSI	LSI	GP
	B				AP	AP	AP	AP	AP	AP	AP	AP	AP	AP	AP	AP	AP	LSI	LSI	GP
	A				AP	AP	AP	AP	AP	AP	AP	AP	AP	AP	AP	AP	AP	LSI	LSI	GP
IP + 2LP + 48S + 2LP + IP																				



P/N: 6450860-9 CONFIGURATION  
 UNSPECIFIED DIMENSION REFER TO SHEET 1

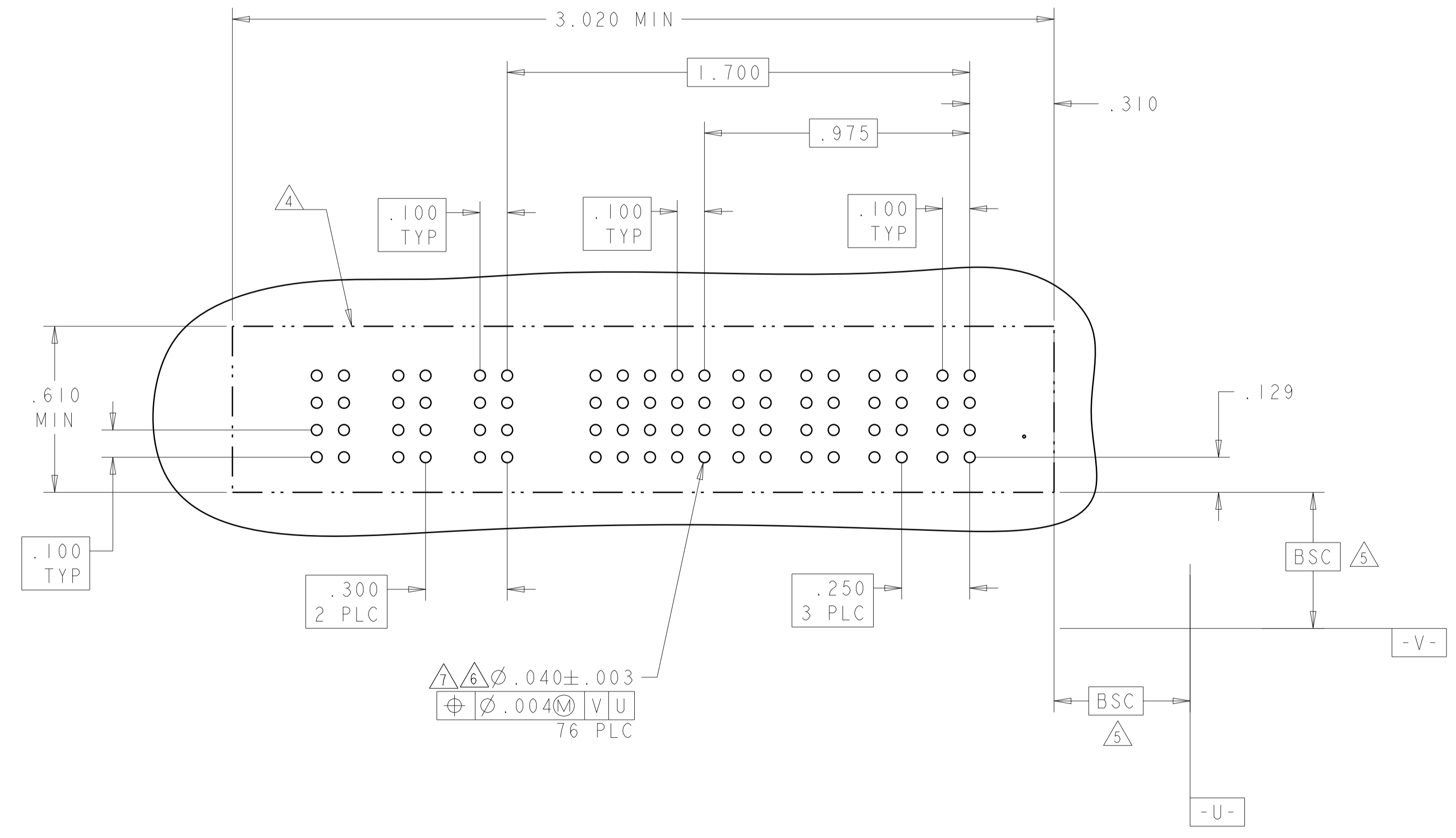


THIS DRAWING IS A CONTROLLED DOCUMENT.		OWN: D. ZHU CHK: S. ZHAO APPD: S. ZHAO	20DEC2007 20DEC2007	TE Connectivity VER RECEP ASSEMBLY SHORT GUIDES, PRESS FIT MULTI-BEAM XLE
DIMENSIONS: INCHES	TOLERANCES UNLESS OTHERWISE SPECIFIED: 0 PLC ±. 1 PLC ±.01 2 PLC ±.01 3 PLC ±.005 4 PLC ±.0020 ANGLES ±.2°	PRODUCT SPEC: 108-2292 APPLICATION SPEC: 114-13251 WEIGHT: -	SIZE: A1 CAGE CODE: 00779 DRAWING NO: C=6450860	
MATERIAL: -	FINISH: -	CUSTOMER DRAWING		SCALE: N/A SHEET: 9 of 28 REV: K2

LOC		DIST		REVISIONS				
ES	00	P	LTN	DESCRIPTION	DATE	DWN	APVD	
		-		SEE SHEET 1				

PART NUMBER	ROWS	POWER			SIGNAL							POWER			
		P7	P6	P5	7	6	5	4	3	2	1	P4	P3	P2	P1
1-6450860-0	D	GS	GS	GS		AP	AP	AP	AP	AP	AP	GS	GS	GS	GS
	C					AP	AP	AP	AP	AP					
	B					AP	AP	AP	AP	AP					
	A					AP	AP	AP	AP	AP					
		4P + 28S + 3ACP													

NO CONTACTS LOADED



THIS DRAWING IS A CONTROLLED DOCUMENT. DWN: D.ZHU, 20DEC2007  
 CHK: S.ZHAO, 20DEC2007  
 APVD: S.ZHAO

TE Connectivity

VER RECEPTOR ASSEMBLY  
 SHORT GUIDES, PRESS FIT  
 MULTI-BEAM XLE

PRODUCT SPEC: 108-2292  
 APPLICATION SPEC: 114-13251

SIZE: A1, CAGE CODE: 6450860, DRAWING NO: 100779, SCALE: N/A, SHEET 10 OF 28, REV: K2

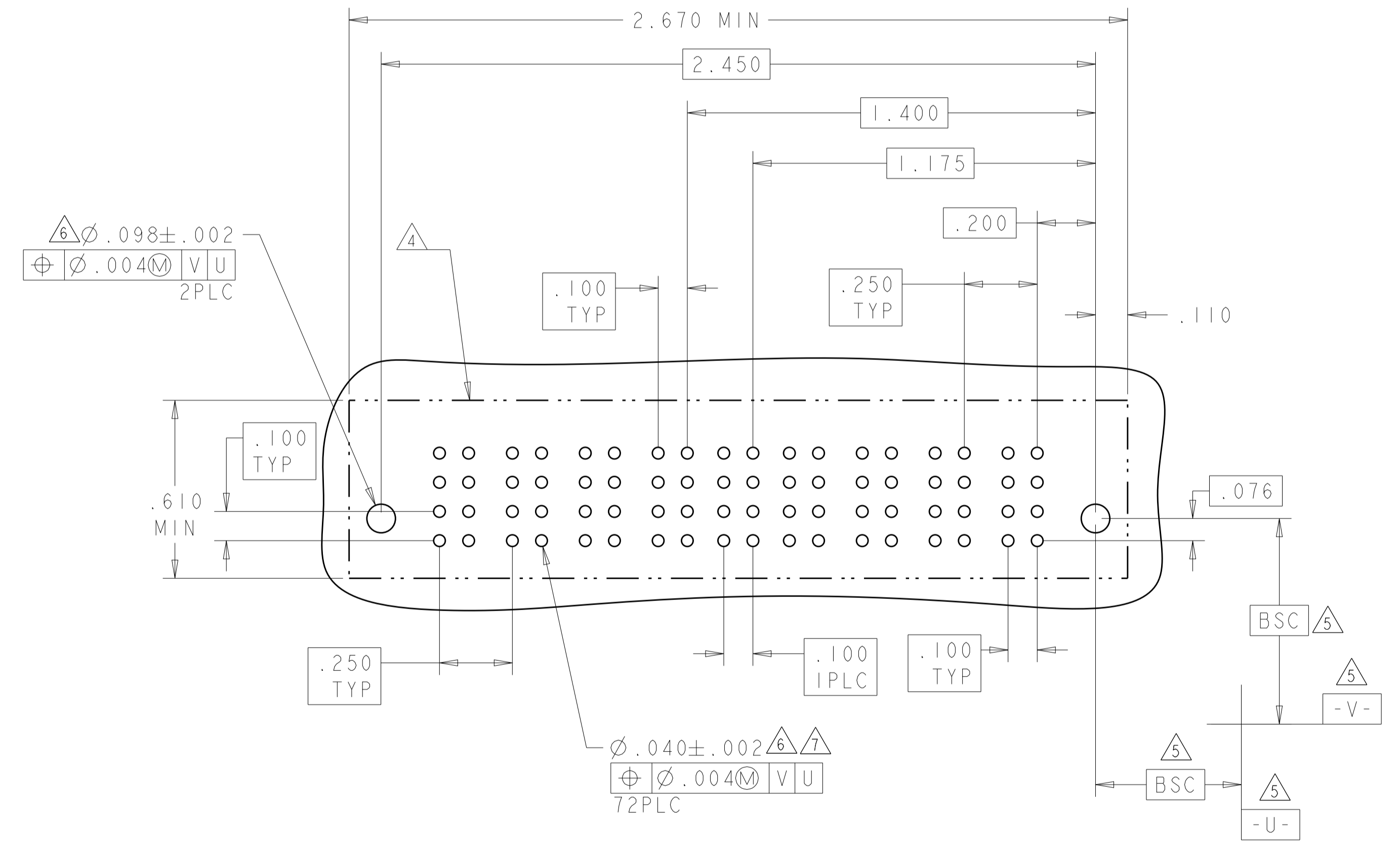
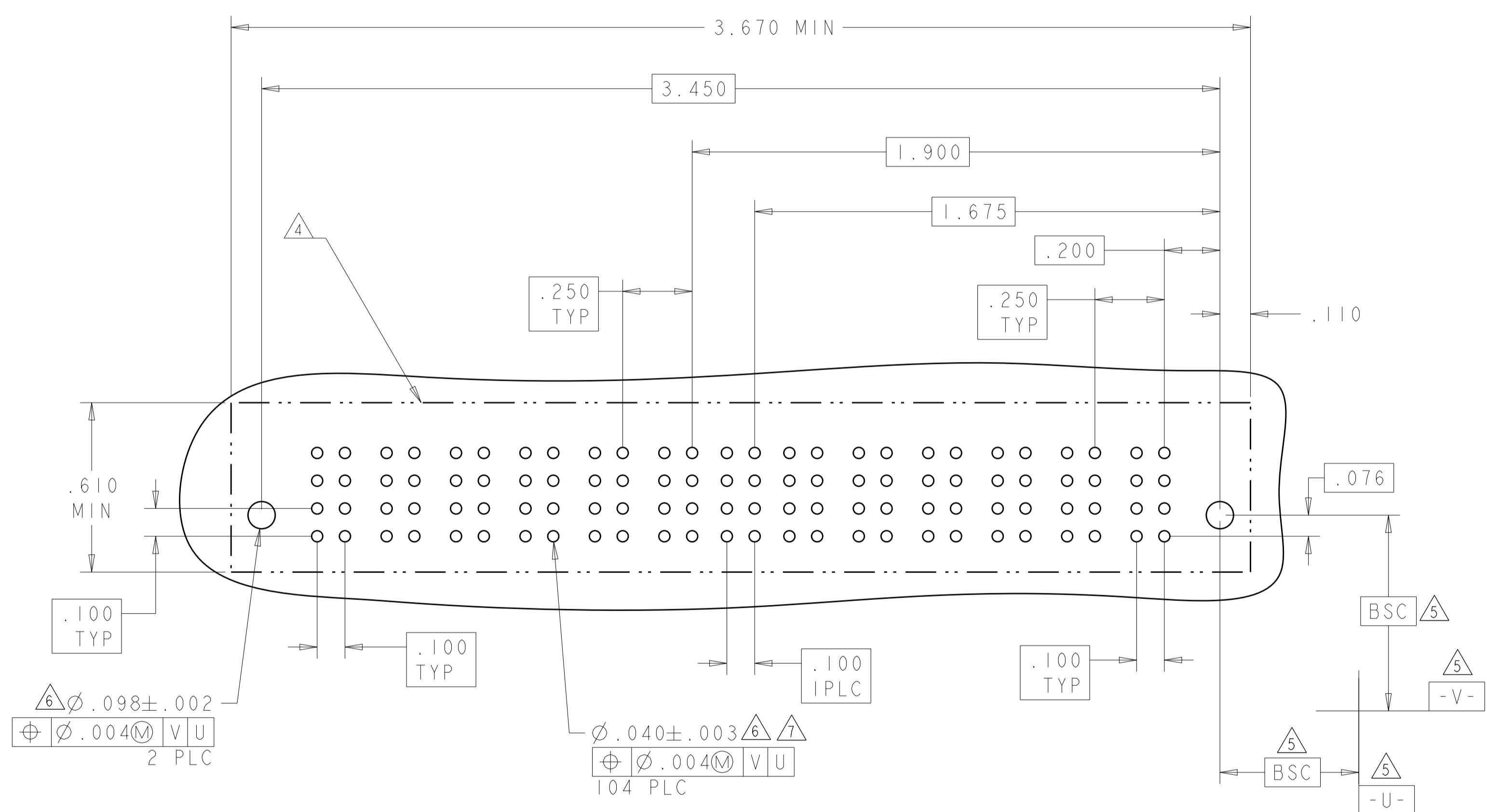
MATERIAL: -  
 FINISH: -  
 DIMENSIONS: INCHES  
 TOLERANCES UNLESS OTHERWISE SPECIFIED:  
 0 PLC ±.  
 1 PLC ±.01  
 2 PLC ±.01  
 3 PLC ±.005  
 4 PLC ±.0020  
 ANGLES ±.2°

CUSTOMER DRAWING

LOC		DIST		REVISIONS				
ES	00	P	LTN	DESCRIPTION	DATE	DMN	APVD	
		-		SEE SHEET 1				

PART NUMBER	ROWS	POWER						SIGNAL		POWER					
		P12	P11	P10	P9	P8	P7	2	1	P6	P5	P4	P3	P2	P1
1-6450860-2	D C B A	GS	GS	GS	GS	GS	GS	AP AP	AP AP	GS	GS	GS	GS	GS	GS
		6P + 8S + 6P													

PART NUMBER	ROWS	POWER				SIGNAL		POWER			
		P8	P7	P6	P5	2	1	P4	P3	P2	P1
1-6450860-3	D C B A	GS	GS	GS	GS	AP AP	AP AP	GS	GS	GS	GS
		4P + 8S + 4P									



THIS DRAWING IS A CONTROLLED DOCUMENT.

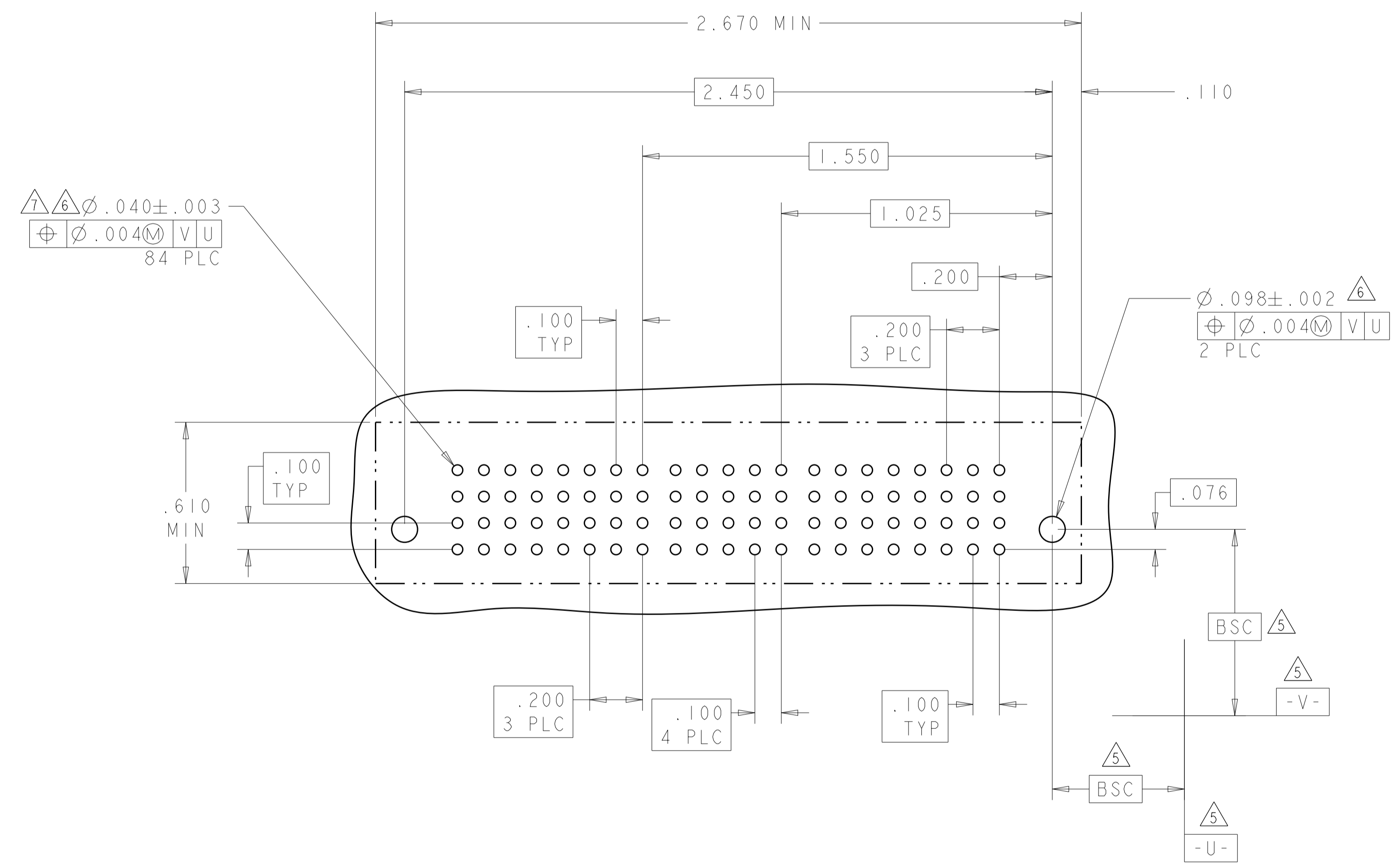
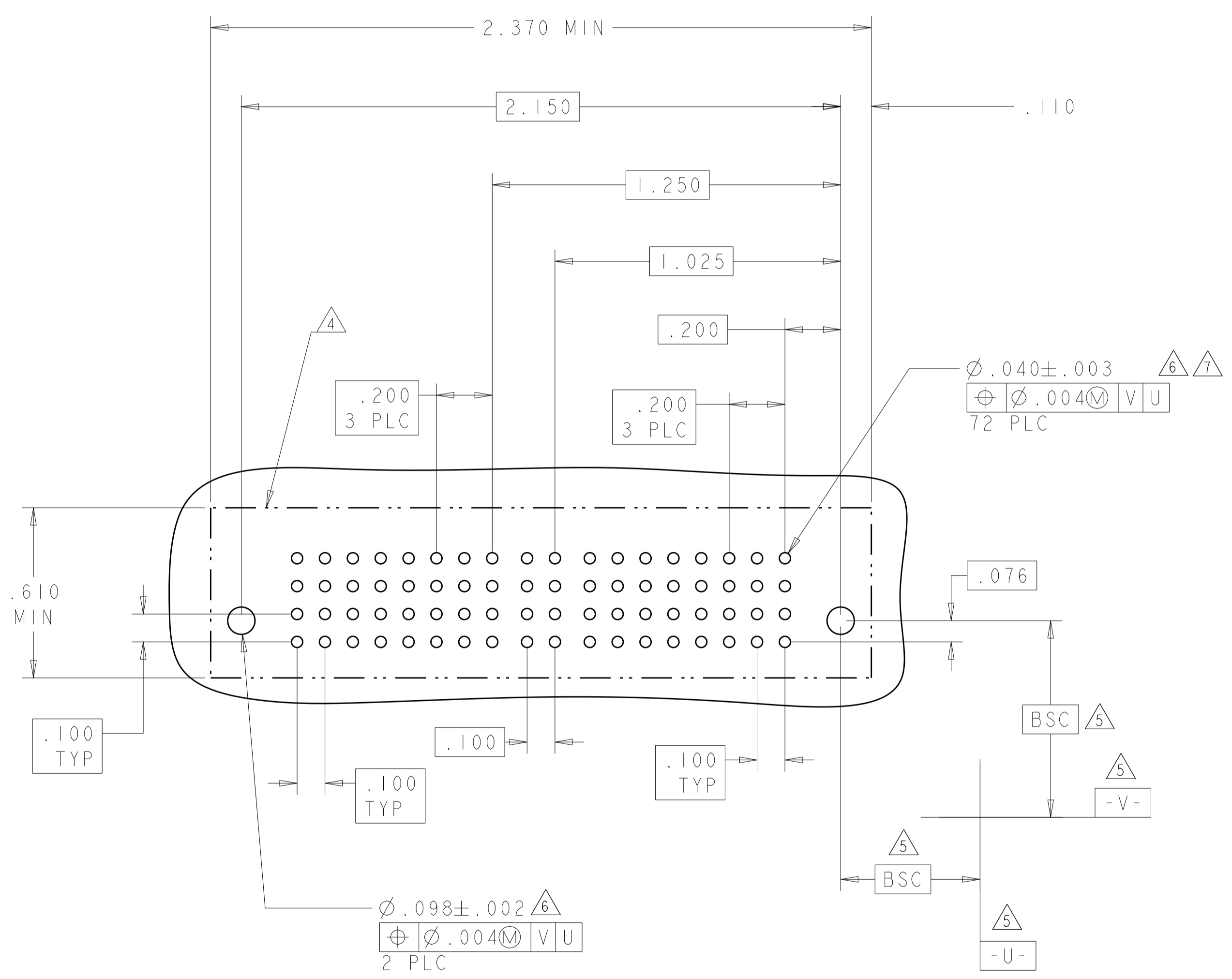
DIMENSIONS:	TOLERANCES UNLESS OTHERWISE SPECIFIED:	DMN: D. ZHU	ZODEC2007
INCHES	0 PLC ± .01	CHK: S. ZHAO	ZODEC2007
	2 PLC ± .01	APVD: S. ZHAO	
	3 PLC ± .01	NAME:	
	4 PLC ± .005	PRODUCT SPEC:	VER RECEPT ASSEMBLY
	5 PLC ± .002	APPLICATION SPEC:	SHORT GUIDES, PRESS FIT
	ANGLES ± .020	SIZE:	MULTI-BEAM XLE
MATERIAL:	FINISH:	114-13251	RESTRICTED TO
		WEIGHT:	A100779C=6450860
		CUSTOMER DRAWING	SCALE: N/A SHEET 11 OF 28 REV: K2

STE TE Connectivity

LOC	DIST	REVISIONS			
P	LTN	DESCRIPTION	DATE	DMN	APVD
ES	00	SEE SHEET 1			

PART NUMBER	ROWS	POWER				SIGNAL		POWER			
		P8	P7	P6	P5	2	1	P4	P3	P2	P1
I-6450860-4	D C B A	GS	GS	GS	GS	AP	AP	GS	GS	GS	GS
						AP	AP				
						AP	AP				
						AP	AP				
4HDP + 8S + 4HDP											

PART NUMBER	ROWS	POWER				SIGNAL					POWER			
		P8	P7	P6	P5	5	4	3	2	1	P4	P3	P2	P1
I-6450860-5	D C B A	GS	GS	GS	GS	AP	AP	AP	AP	AP	GS	GS	GS	GS
						AP	AP	AP	AP	AP				
						AP	AP	AP	AP	AP				
						AP	AP	AP	AP	AP				
4HDP + 20S + 4HDP														



THIS DRAWING IS A CONTROLLED DOCUMENT.

DIMENSIONS: INCHES	TOLERANCES UNLESS OTHERWISE SPECIFIED: 0 PLC ±. 1 PLC ±.01 2 PLC ±.01 3 PLC ±.005 4 PLC ±.0020 ANGLES ±7°	FINISH	FINISH
-----------------------	---	--------	--------

DMN: D. ZHU	20DEC2007	TE Connectivity VER RECEP ASSEMBLY SHORT GUIDES, PRESS FIT MULTI-BEAM XLE			
CHK: S. ZHAO	20DEC2007				
APVD: S. ZHAO					
NAME					
PRODUCT SPEC	108-2292	SIZE	CAGE CODE	DRAWING NO	RESTRICTED TO
APPLICATION SPEC	114-13251	A1	00779	C=6450860	
MATERIAL		WEIGHT			
CUSTOMER DRAWING		SCALE	N/A	SHEET 12 OF 28	REV K2

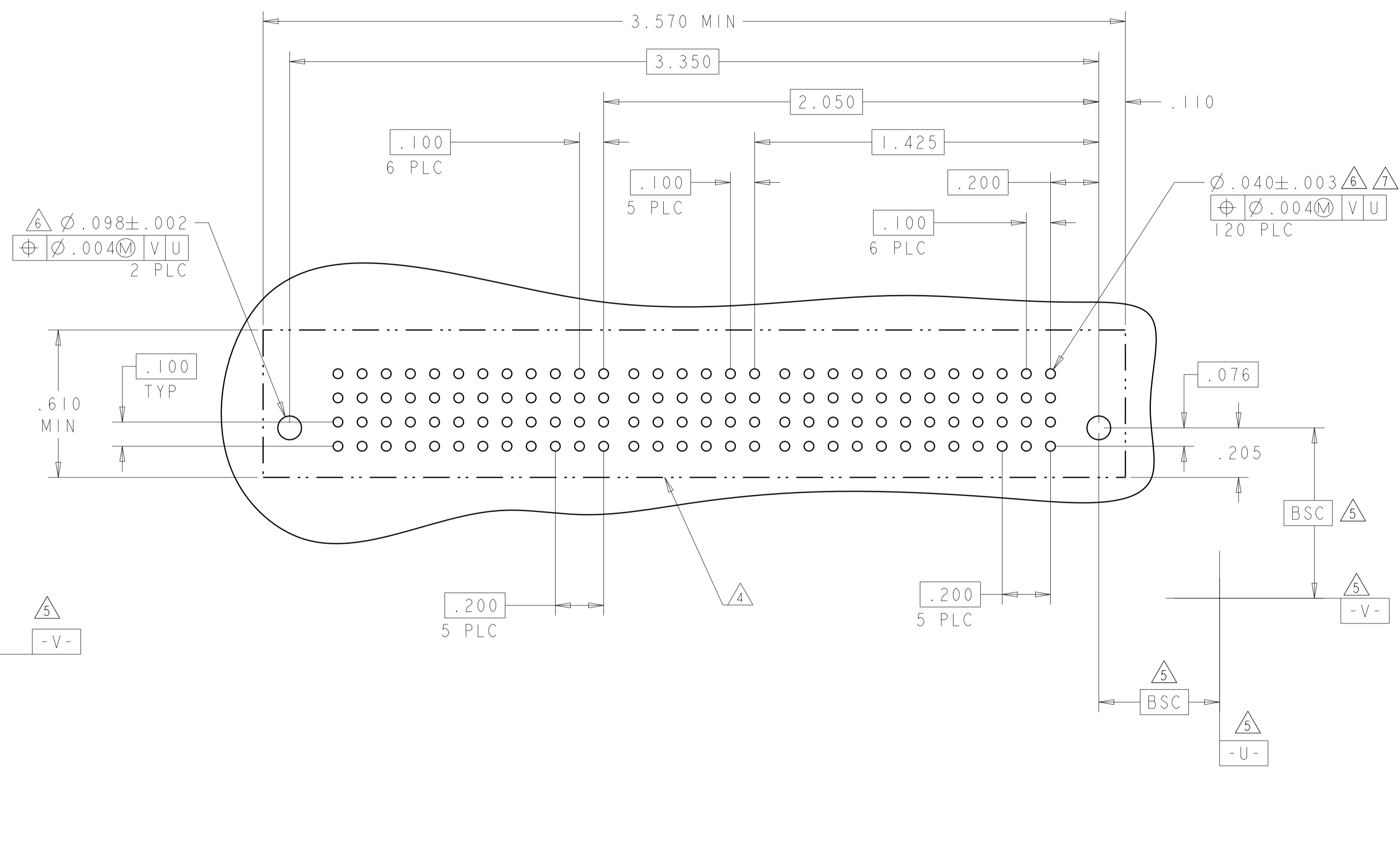
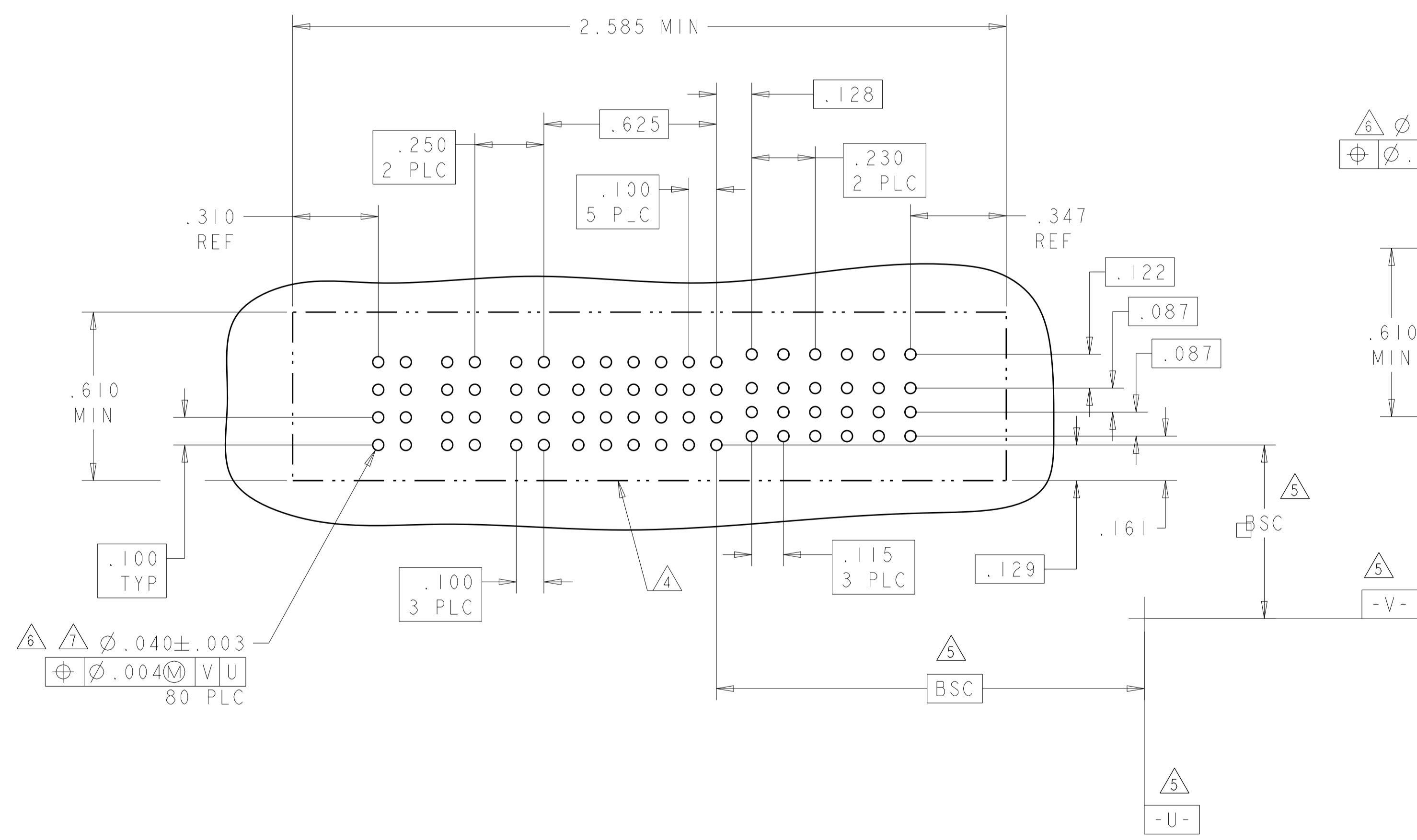
LOC	DIST	REV	DATE	BY	APPV
ES	00				

REVISIONS		DATE	BY	APPV
1	SEE SHEET 1			

PART NUMBER	ROWS	POWER			SIGNAL						POWER						
		P3	P2	P1	6	5	4	3	2	1	LP6	LP5	LP4	LP3	LP2	LP1	
I-6450860-6	D C B A	GS	GS	GS	AP	AP	AP	AP	AP	AP	LSI	LSI	LSI	LSI	LSI	LSI	LSI
					AP	AP	AP	AP	AP	AP							
					AP	AP	AP	AP	AP	AP							
6LP + 24S + 3P																	

PART NUMBER	ROWS	POWER						SIGNAL						POWER					
		P12	P11	P10	P9	P8	P7	6	5	4	3	2	1	P6	P5	P4	P3	P2	P1
I-6450860-7	D C B A	GS	GS	GS	GS	GS	GS	AP	AP	AP	AP	AP	AP	GS	GS	GS	GS	GS	GS
								AP	AP	AP	AP	AP	AP						
								AP	AP	AP	AP	AP	AP						
6HDP + 24S + 6HDP																			

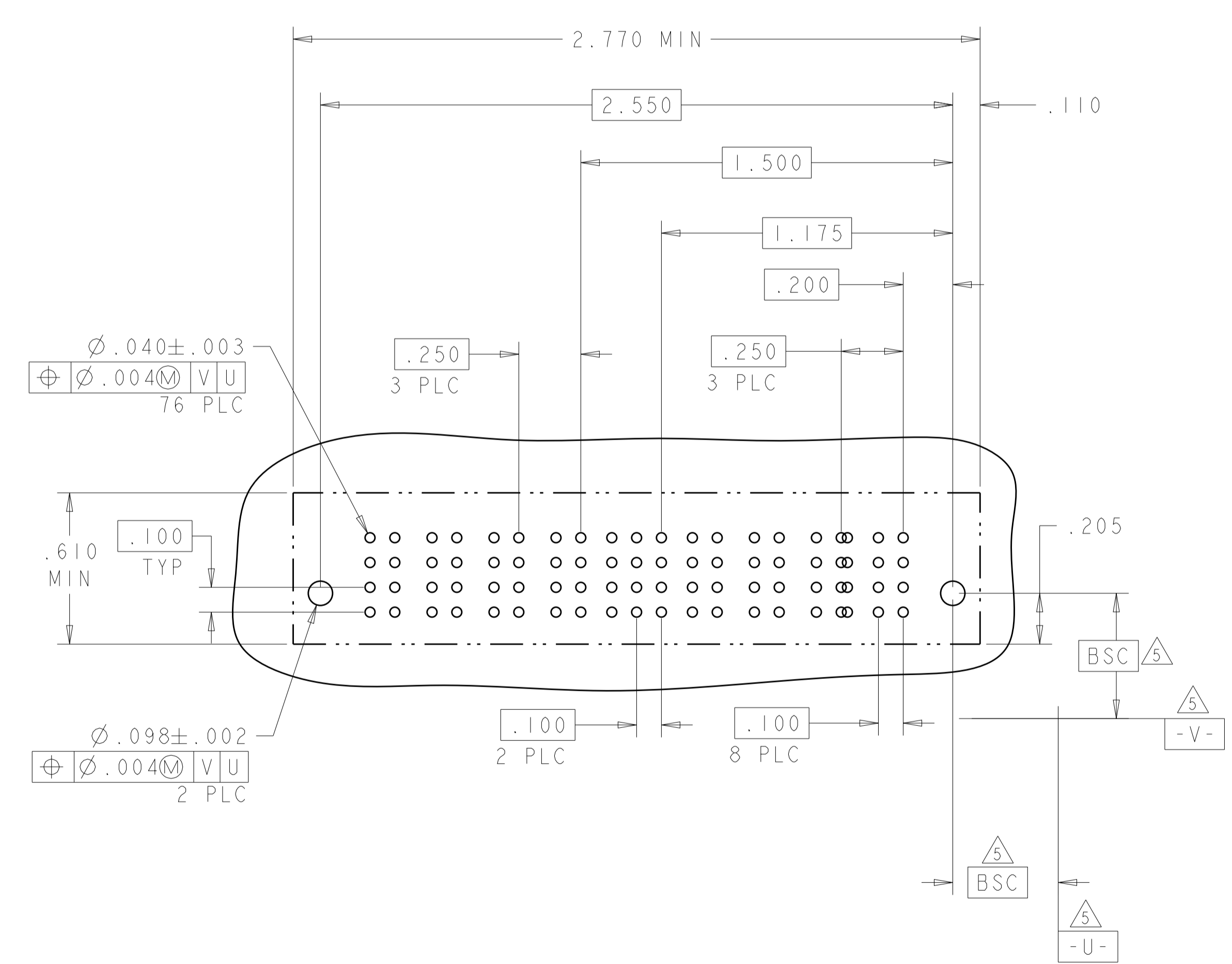
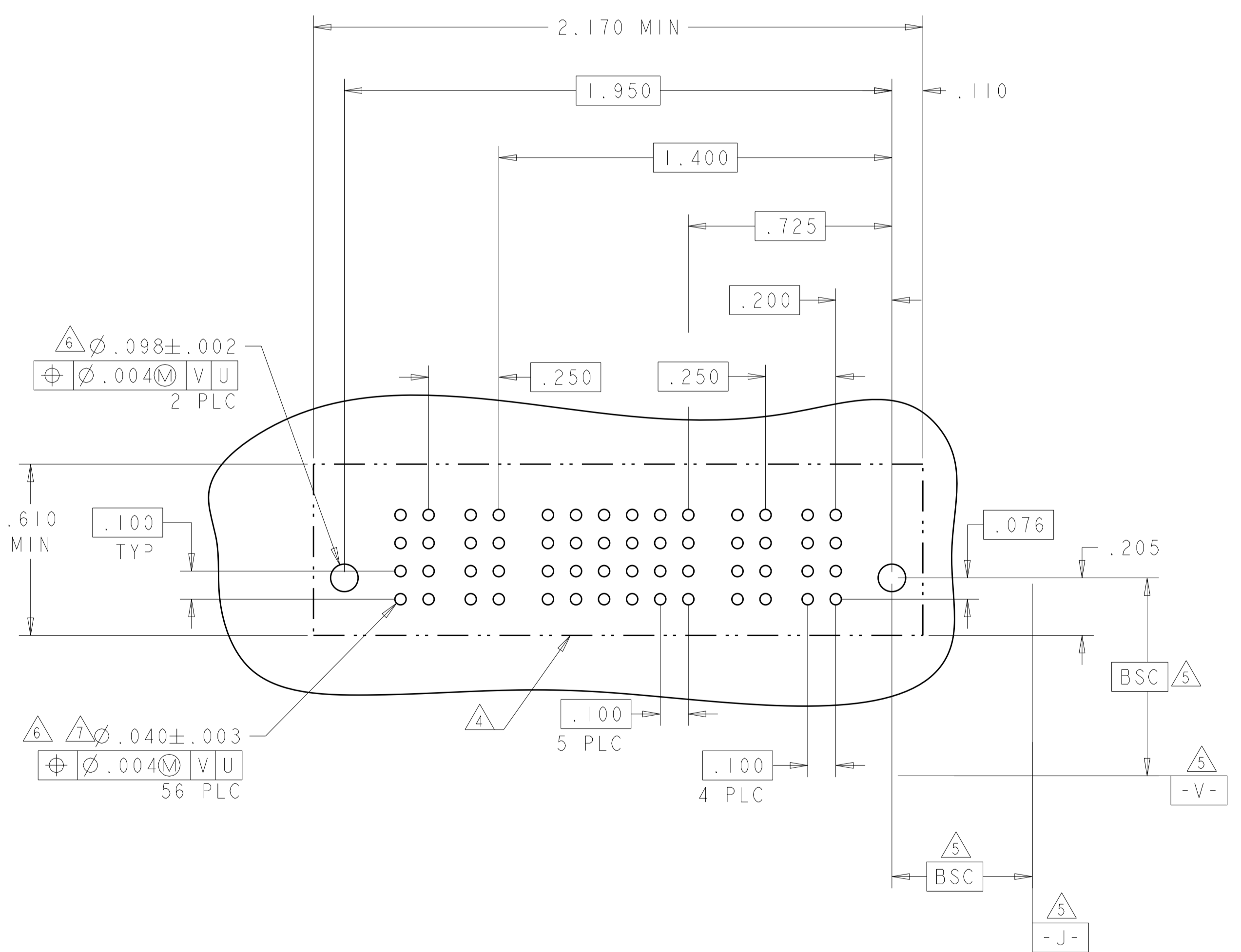


THIS DRAWING IS A CONTROLLED DOCUMENT.		OWN: D. ZHU	20DEC2007		TE Connectivity
DIMENSIONS: INCHES		CHK: S. ZHAO	20DEC2007		VER RECEP ASSEMBLY SHORT GUIDES, PRESS FIT MULTI-BEAM XLE
TOLERANCES UNLESS OTHERWISE SPECIFIED:		APVD: S. ZHAO		NAME	
0 PLC ± .01		PRODUCT SPEC	108-2292	SIZE: CAGE CODE: DRAWING NO: RESTRICTED TO	
1 PLC ± .01		APPLICATION SPEC	114-13251	A100779C=6450860	
2 PLC ± .01		WEIGHT		SCALE: N/A SHEET 13 OF 28 REV: K2	
3 PLC ± .005		CUSTOMER DRAWING			
4 PLC ± .0020					
ANGLES ± .2°					
FINISH					

LOC		DIST		REVISIONS			
P	LTN	DESCRIPTION	DATE	DMN	APVD		
-	-	SEE SHEET 1	-	-	-		

PART NUMBER	ROWS	POWER		SIGNAL						POWER	
		P4	P3	6	5	4	3	2	1	P2	P1
2-6450860-0	D	GS	GS	AP	AP	AP	AP	AP	AP	GS	GS
	C			AP	AP	AP	AP	AP	AP		
	B			AP	AP	AP	AP	AP	AP		
	A			AP	AP	AP	AP	AP	AP		
		2P + 24S + 2P									

PART NUMBER	ROWS	POWER				SIGNAL			POWER			
		P8	P7	P6	P5	3	2	1	P4	P3	P2	P1
2-6450860-8	D	GS	GS	GS	GS	AP	AP	AP	GS	GS	GS	GS
	C					AP	AP	AP				
	B					AP	AP	AP				
	A					AP	AP	AP				
		4P + 12S + 4P										



THIS DRAWING IS A CONTROLLED DOCUMENT.

DIMENSIONS: INCHES	TOLERANCES UNLESS OTHERWISE SPECIFIED: 0 PLC ±. 2 PLC ±.01 3 PLC ±.005 4 PLC ±.0020 ANGLES ±.7°	FINISH	DMN: D. ZHU CHK: S. ZHAO APVD: S. ZHAO	20DEC2007 20DEC2007	TE Connectivity VER RECEP ASSEMBLY SHORT GUIDES, PRESS FIT MULTI-BEAM XLE
MATERIAL			PRODUCT SPEC: 108-2292 APPLICATION SPEC: 114-13251 WEIGHT: -	SIZE: A100779 CAGE CODE: C=6450860 SCALE: N/A SHEET: 14 OF 28 REV: K2	

CUSTOMER DRAWING

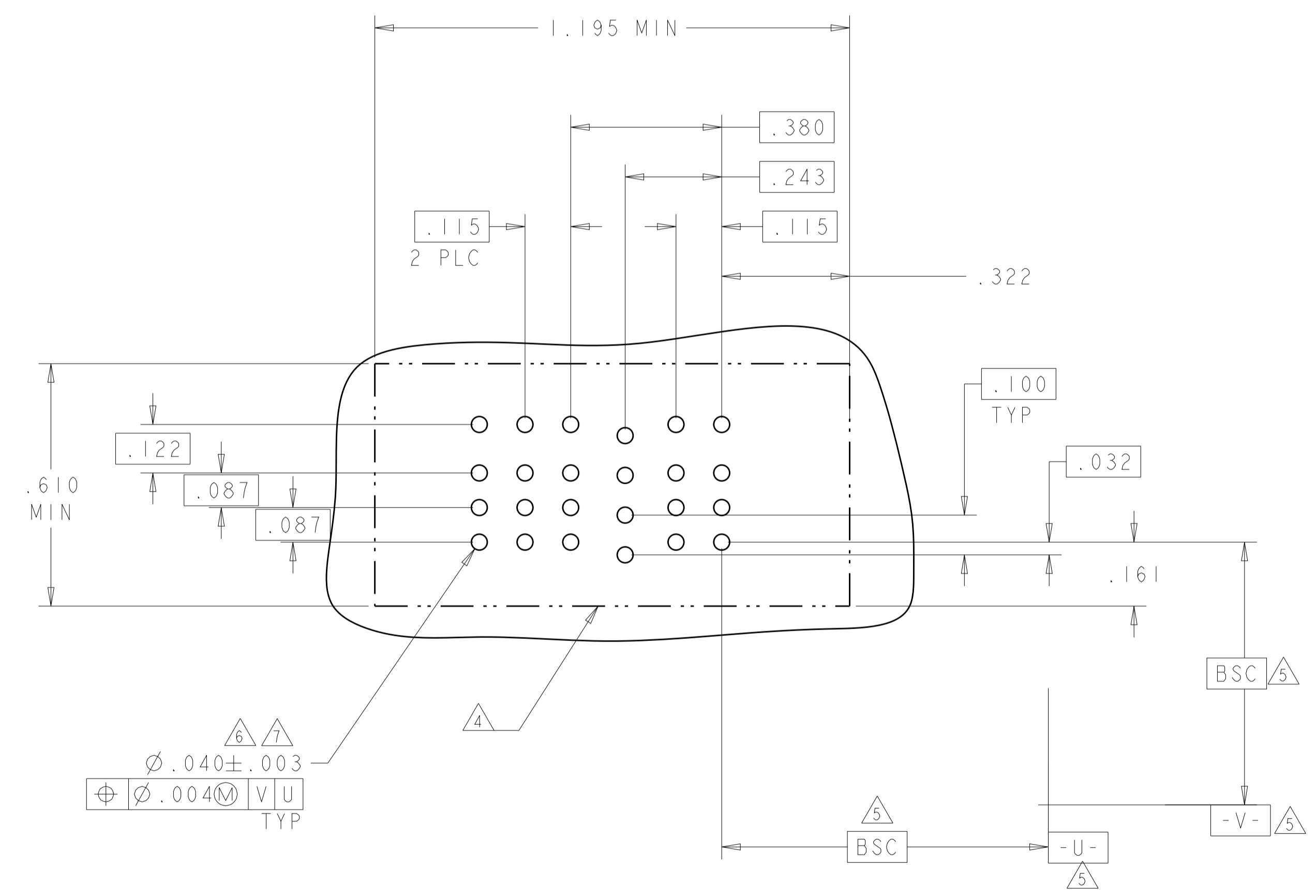
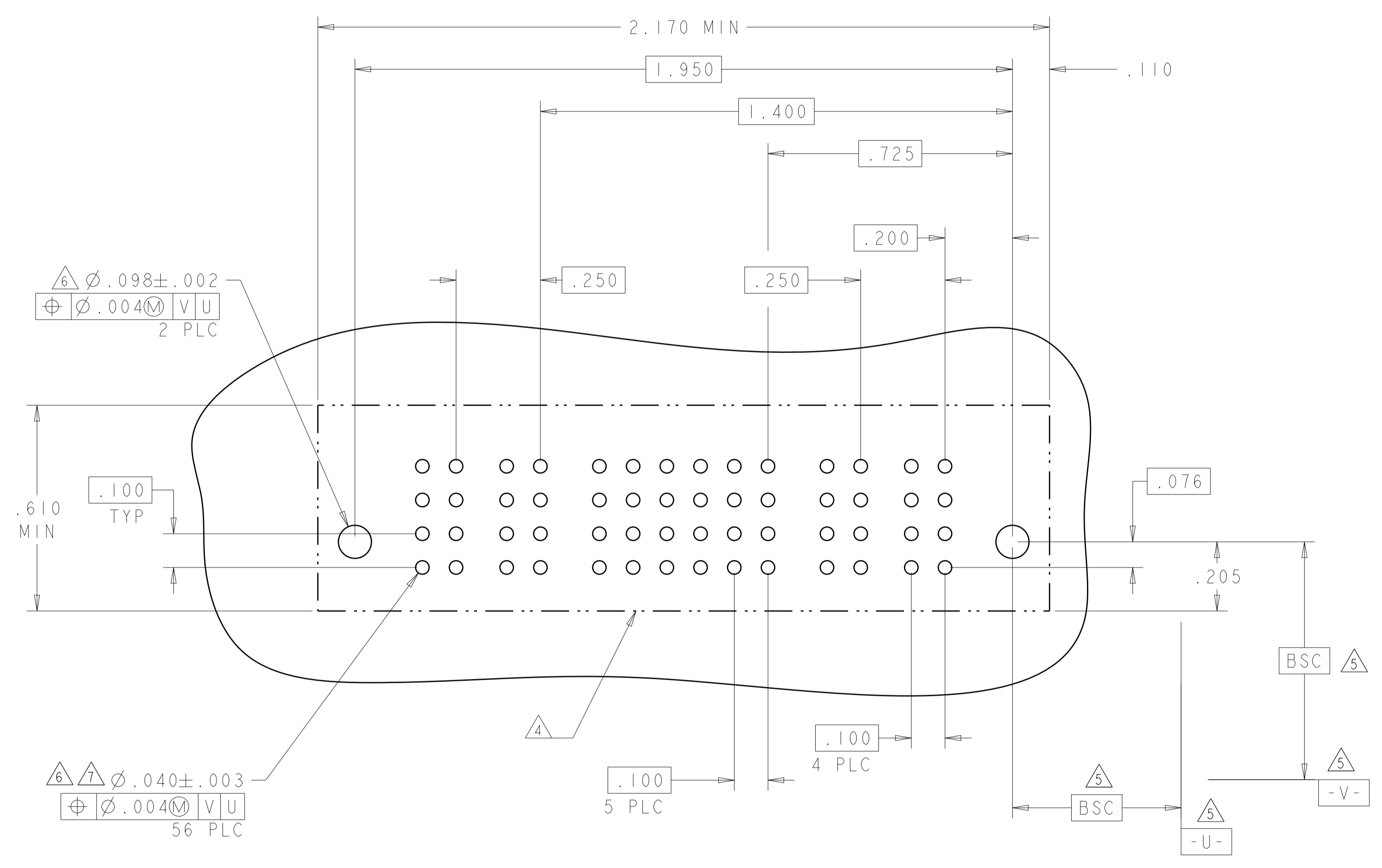




LOC	DIST	REVISIONS			
P	LTN	DESCRIPTION	DATE	DMN	APVD
ES	00	SEE SHEET 1			

PART NUMBER	ROWS	POWER		SIGNAL						POWER		
		P4	P3	6	5	4	3	2	1	P2	P1	
2-6450860-9	D	GS	GS	AP	AP	AP	AP	AP	AP	GS	GS	HD
	C			AP	AP	AP	AP	AP	AP			
	B			AP	AP	AP	AP	AP	AP			
	A			AP	AP	AP	AP	AP	AP			
2P + 24S + 2P												

PART NUMBER	ROWS	POWER			SIGNAL	POWER	
		P5	P4	P3	1	P2	P1
3-6450860-0	D	LSI	LSI	LSI	AP	LSI	LSI
	C				AP		
	B				AP		
	A				AP		
2LP + 4S + 3LP							



THIS DRAWING IS A CONTROLLED DOCUMENT.

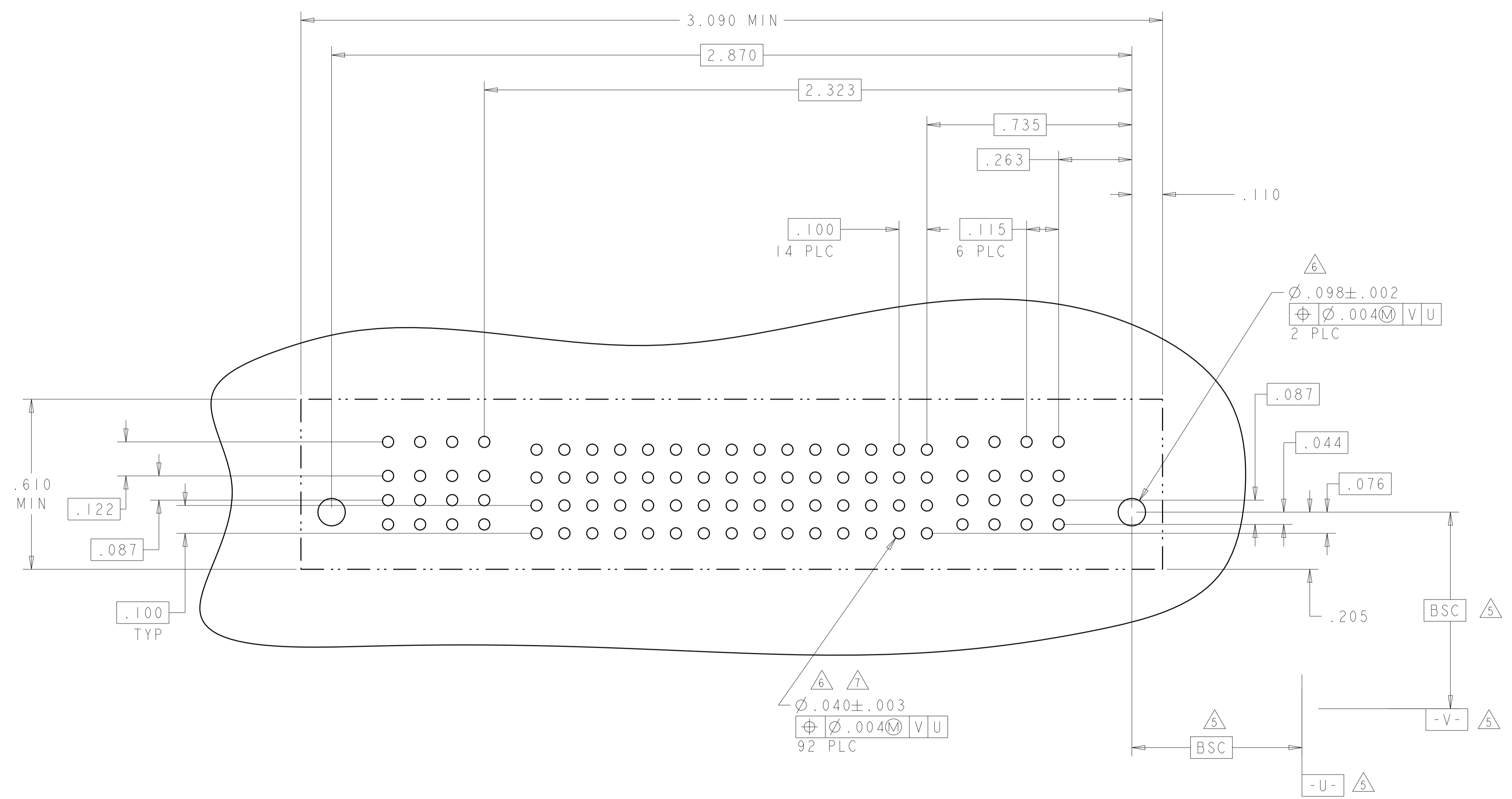
DIMENSIONS: INCHES	TOLERANCES UNLESS OTHERWISE SPECIFIED: 0 PLC ±. 1 PLC ±.01 2 PLC ±.01 3 PLC ±.005 4 PLC ±.002 ANGLES ±.020 FINISH	DMN: D. ZHU CHK: S. ZHAO APVD: S. ZHAO	20DEC2007 20DEC2007	 TE Connectivity
MATERIAL		NAME: VER RECEPT ASSEMBLY SHORT GUIDES, PRESS FIT MULTI-BEAM XLE	PRODUCT SPEC: 108-2292 APPLICATION SPEC: 114-13251 WEIGHT: -	

SIZE: A1 CAGE CODE: 6450860 DRAWING NO: 100779  
SCALE: N/A SHEET 17 OF 28 REV: K2

LOC		DIST		REVISIONS			
ES	00	P	LTN	DESCRIPTION	DATE	DWN	APVD
		-		SEE SHEET 1			

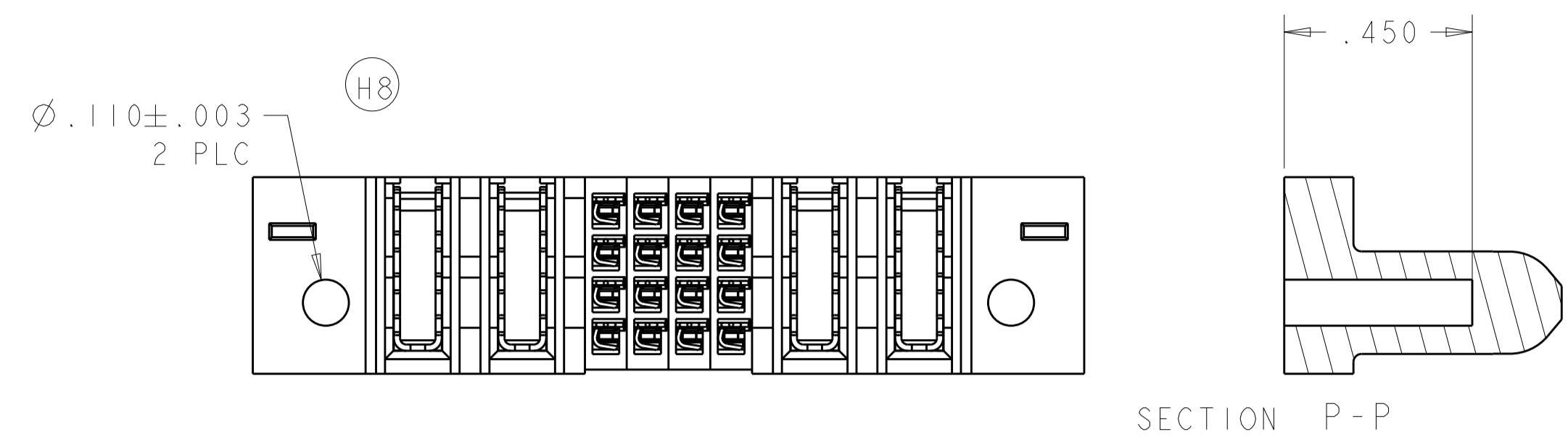
G4

PART NUMBER	ROWS	POWER				SIGNAL																POWER						
		P8	P7	P6	P5	15	14	13	12	11	10	9	8	7	6	5	4	3	2	1	P4	P3	P2	P1				
3-6450860-1	D	LSI	LSI	LSI	LSI	AP	AP	AP	AP	AP	AP	AP	AP	AP	AP	AP	AP	AP	AP	AP	AP	AP	LSI	LSI	LSI	LSI		
	C					AP	AP	AP	AP	AP	AP	AP	AP	AP	AP	AP	AP	AP	AP	AP	AP	AP	AP	LSI	LSI	LSI	LSI	
	B					AP	AP	AP	AP	AP	AP	AP	AP	AP	AP	AP	AP	AP	AP	AP	AP	AP	AP	AP	LSI	LSI	LSI	LSI
	A					AP	AP	AP	AP	AP	AP	AP	AP	AP	AP	AP	AP	AP	AP	AP	AP	AP	AP	AP	LSI	LSI	LSI	LSI
4LP + 60S + 4LP																												

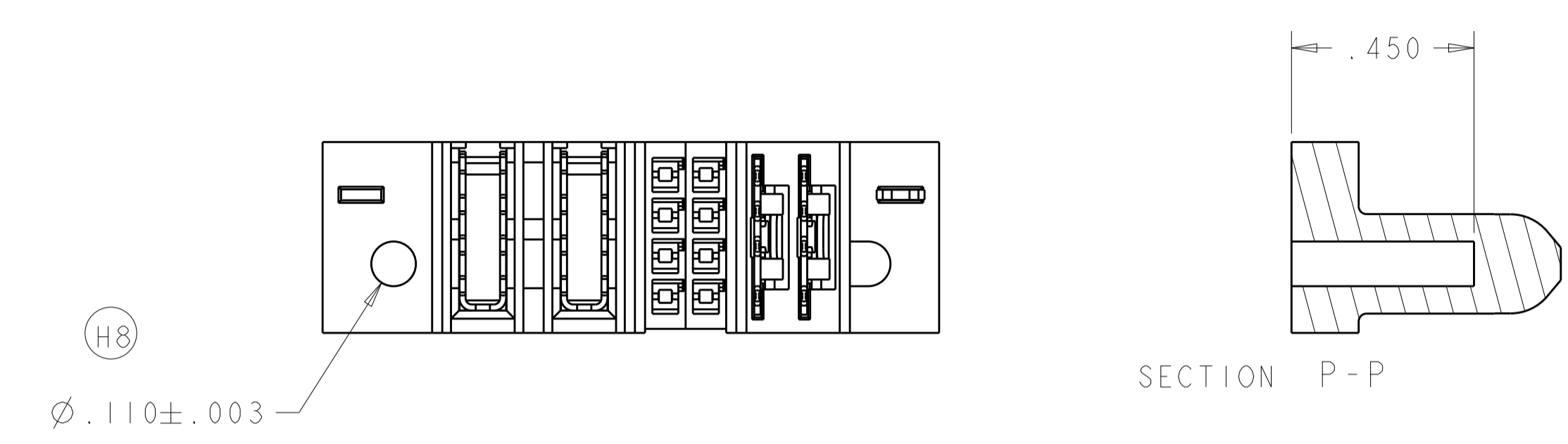


THIS DRAWING IS A CONTROLLED DOCUMENT.		DWN: D. ZHU	20DEC2007	TE Connectivity
DIMENSIONS: INCHES		CHK: S. ZHAO	20DEC2007	
TOLERANCES UNLESS OTHERWISE SPECIFIED: 0 PLC ±. 1 PLC ±.01 2 PLC ±.01 3 PLC ±.005 4 PLC ±.0020 ANGLES ±.2°		APVD: S. ZHAO		NAME: VER RECEP ASSEMBLY SHORT GUIDES, PRESS FIT MULTI-BEAM XLE
MATERIAL: -		PRODUCT SPEC: 108-2292	APPLICATION SPEC: 114-13251	SIZE: A1 CAGE CODE: 00779 DRAWING NO: 6450860
FINISH: -		WEIGHT: -	CUSTOMER DRAWING	SCALE: N/A SHEET: 18 OF 28 REV: K2

LOC	DIST	REV	DATE	BY	APPD
ES	00				
REVISIONS			DESCRIPTION	DATE	BY
			SEE SHEET 1		



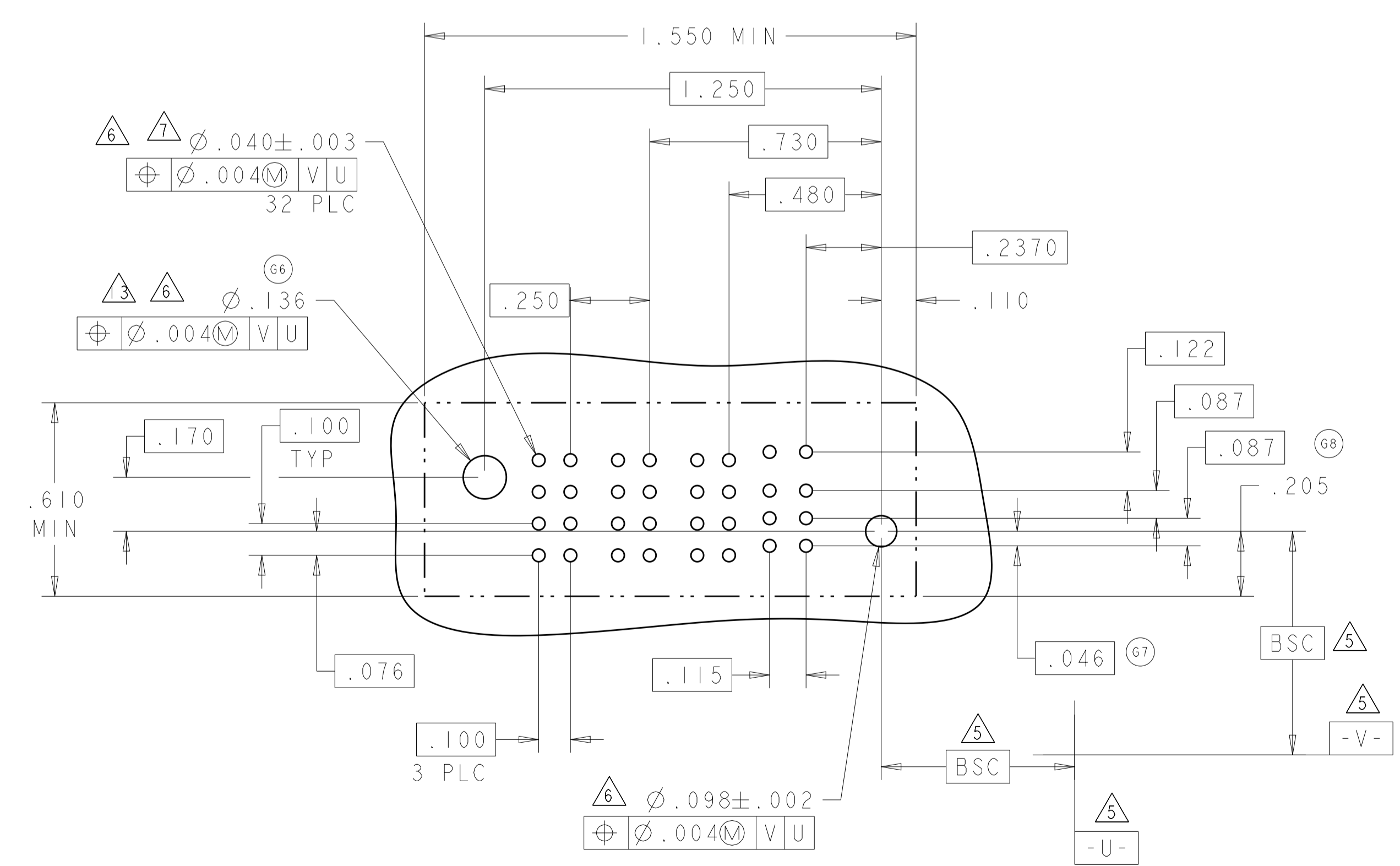
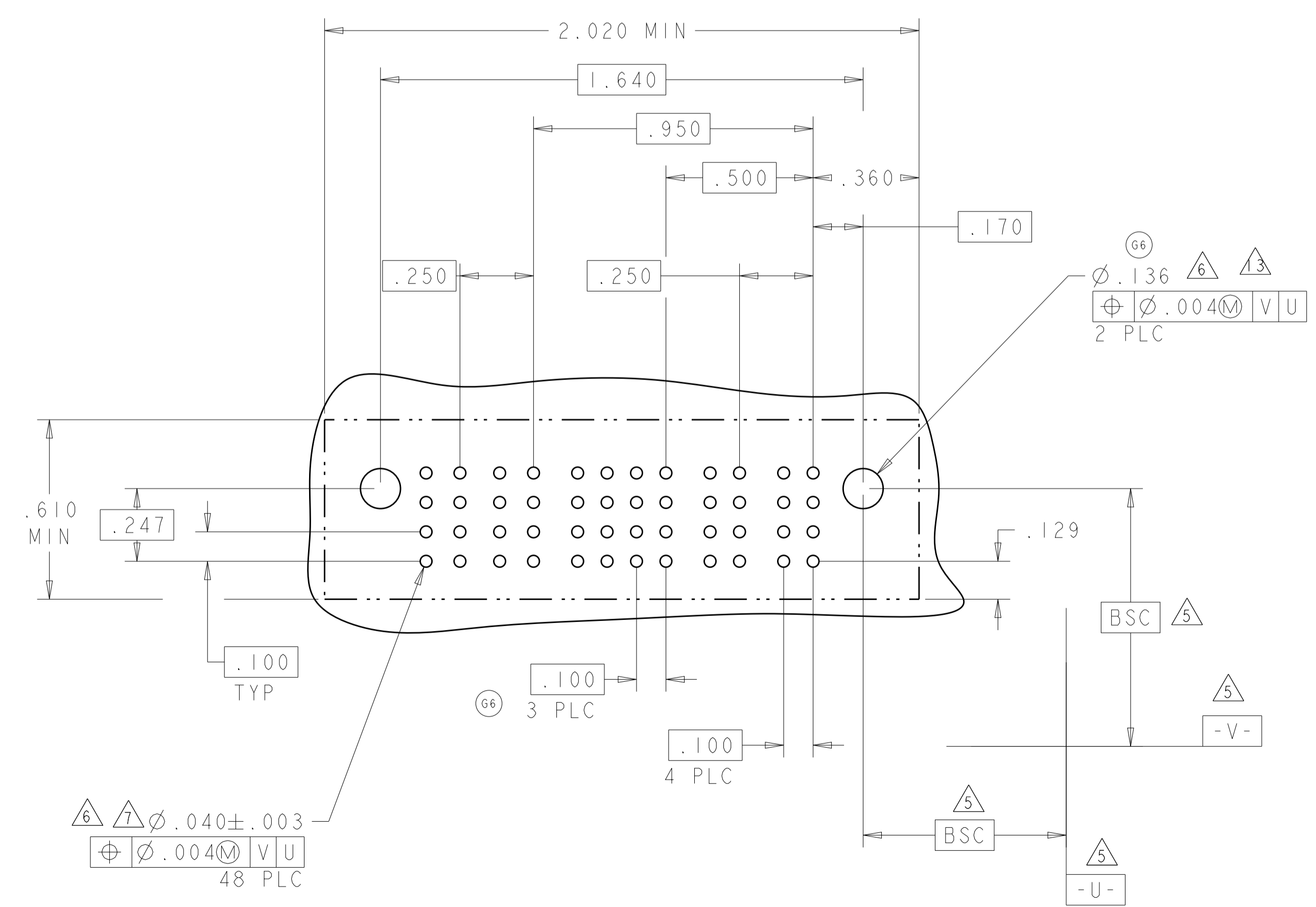
3-6450860-2



3-6450860-3

PART NUMBER	ROWS	POWER		SIGNAL				POWER	
		P4	P3	3	2	1	2	P2	P1
3-6450860-2	D C B A	GS	GS	AP	AP	AP	AP	GS	GS
		2P + 16S + 2P							

PART NUMBER	ROWS	POWER		SIGNAL		POWER	
		P4	P3	2	1	P2	P1
3-6450860-3	D C B A	GS	GS	AP	AP	LSI	LSI
		2LP + 8S + 2P					



THIS DRAWING IS A CONTROLLED DOCUMENT.

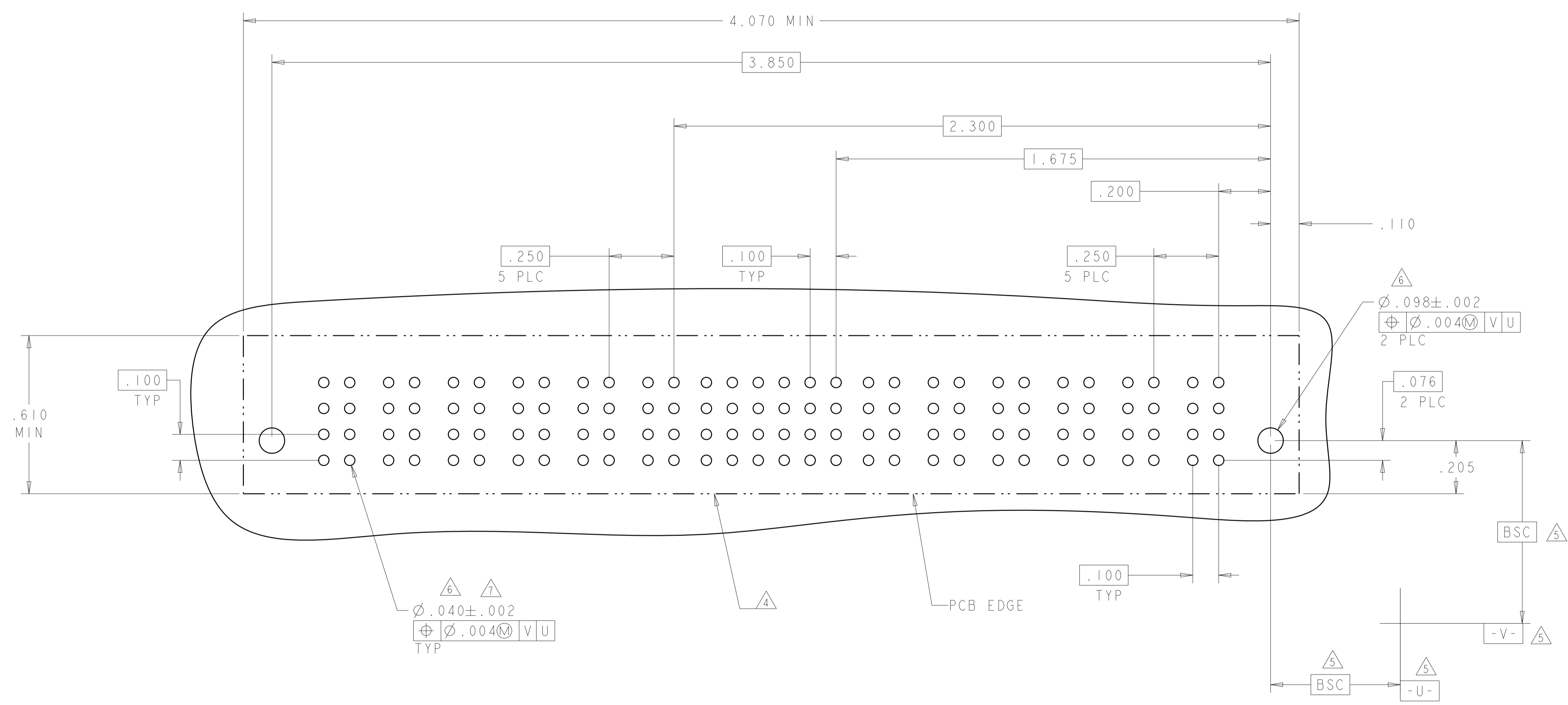
DIMENSIONS:	TOLERANCES UNLESS OTHERWISE SPECIFIED:	DRN: D. ZHU	Z0DEC2007
INCHES:	0 PLC ± .01	CHK: S. ZHAO	Z0DEC2007
	1 PLC ± .01	APPD: S. ZHAO	
	2 PLC ± .01	PRODUCT SPEC	
	3 PLC ± .005	108-2292	
	4 PLC ± .002	APPLICATION SPEC	
	ANGLES ± .0020	114-13251	
MATERIAL:	FINISH:	WEIGHT:	

VER RECEPTOR ASSEMBLY  
SHORT GUIDES, PRESS FIT  
MULTI-BEAM XLE

SCALE: N/A SHEET 19 OF 28 REV: K2

LOC	DIST	REVISIONS			
ES	00	REV	DATE	BY	APPV
-	-	SEE SHEET 1	-	-	-

PART NUMBER	ROWS	POWER						SIGNAL						POWER							
		P12	P11	P10	P9	P8	P7	6	5	4	3	2	1	P6	P5	P4	P3	P2	P1		
3-6450860-5	D	GS	GS	GS	GS	GS	GS	AP	AP	AP	AP	AP	AP	GS	GS	GS	GS	GS	GS		
	C							AP	AP	AP	AP	AP	AP								
	B							AP	AP	AP	AP	AP	AP								
	A							AP	AP	AP	AP	AP	AP								
6P + 24S + 6P		HD																			HD



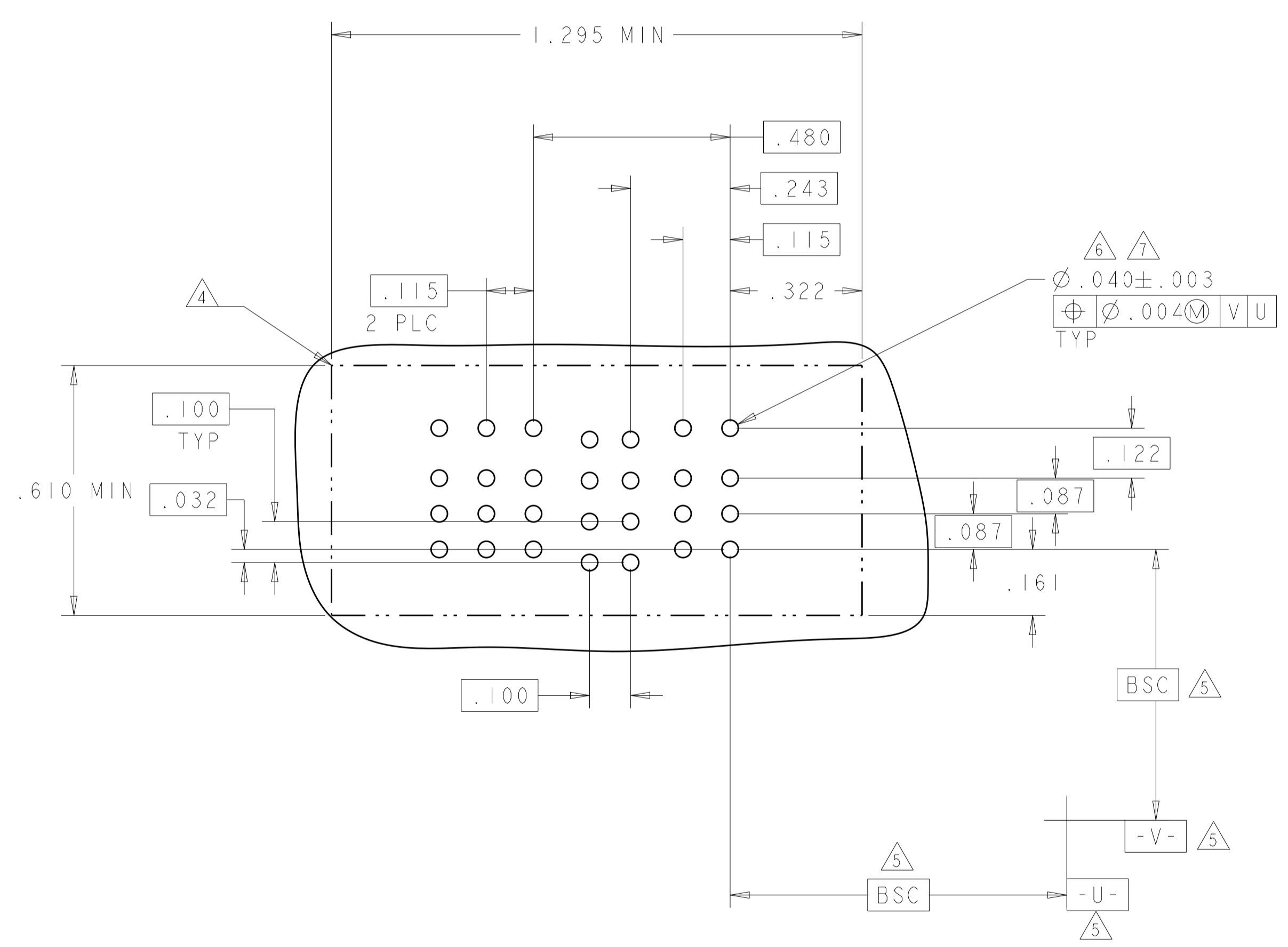
THIS DRAWING IS A CONTROLLED DOCUMENT.		OWN: D. ZHU	ZODEC2007	TE Connectivity
DIMENSIONS: INCHES		CHK: S. ZHAO	ZODEC2007	
TOLERANCES UNLESS OTHERWISE SPECIFIED: 0 PLC ±. 1 PLC ±.01 2 PLC ±.01 3 PLC ±.005 4 PLC ±.0020 ANGLES ±.2°		APV: S. ZHAO	-	NAME: VER RECEP ASSEMBLY SHORT GUIDES, PRESS FIT MULTI-BEAM XLE
MATERIAL: -		FINISH: -	PRODUCT SPEC: 108-2292	APPLICATION SPEC: 114-13251
WEIGHT: -		CUSTOMER DRAWING		SCALE: N/A SHEET 20 OF 28 REV: K2

LOC		DIST		REVISIONS			
ES	00	P	LTH	DESCRIPTION	DATE	DNW	APVD
				SEE SHEET 1			

PART NUMBER	ROWS	POWER			SIGNAL		POWER	
		P5	P4	P3	2	1	P2	P1
3-6450860-4	D	LSI	LSI	LSI	AP	AP	LSI	LSI
	C				AP	AP		
	B				AP	AP		
	A				AP	AP		

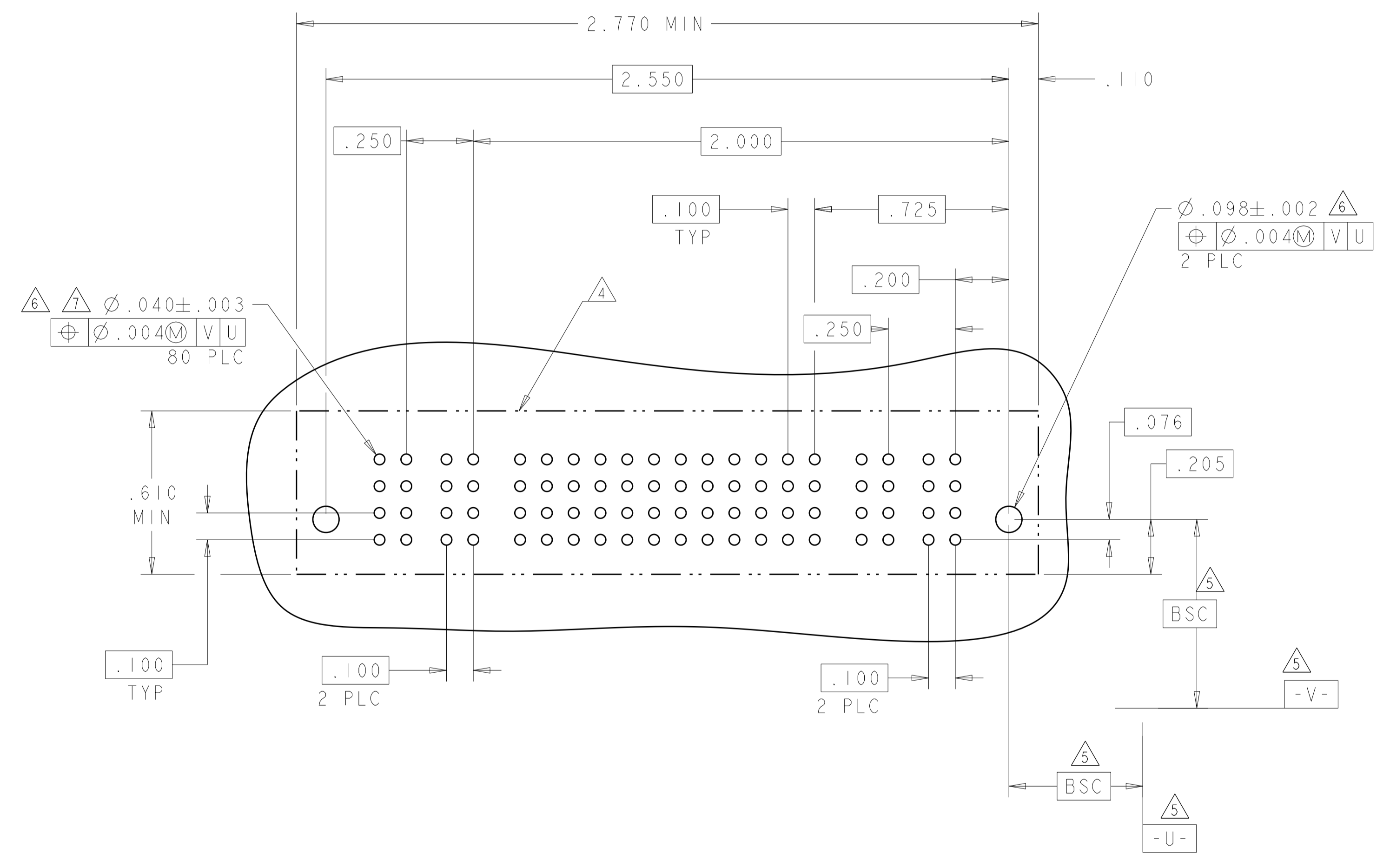
2LP + 8S + 3LP

G3



PART NUMBER	ROWS	POWER		SIGNAL												POWER		
		P4	P3	12	11	10	9	8	7	6	5	4	3	2	1	P2	P1	
3-6450860-6	D	GS	GS	AP	AP	AP	AP	AP	AP	AP	AP	AP	AP	AP	AP	AP	AP	AP
	C			AP	AP	AP	AP	AP	AP	AP	AP	AP	AP	AP	AP	AP	AP	AP
	A			AP	AP	AP	AP	AP	AP	AP	AP	AP	AP	AP	AP	AP	AP	AP

2P + 48S + 2P



THIS DRAWING IS A CONTROLLED DOCUMENT. DWN: D. ZHU, 20DEC2007, CHK: S. ZHAO, 20DEC2007, APVD: S. ZHAO

DIMENSIONS: INCHES. TOLERANCES UNLESS OTHERWISE SPECIFIED: 0 PLC  $\pm .01$ , 1 PLC  $\pm .01$ , 2 PLC  $\pm .01$ , 3 PLC  $\pm .005$ , 4 PLC  $\pm .0020$ , ANGLES  $\pm .0020$ , FINISH  $\pm .0020$

MATERIAL: -

PRODUCT SPEC: 108-2292  
 APPLICATION SPEC: 114-13251  
 WEIGHT: -

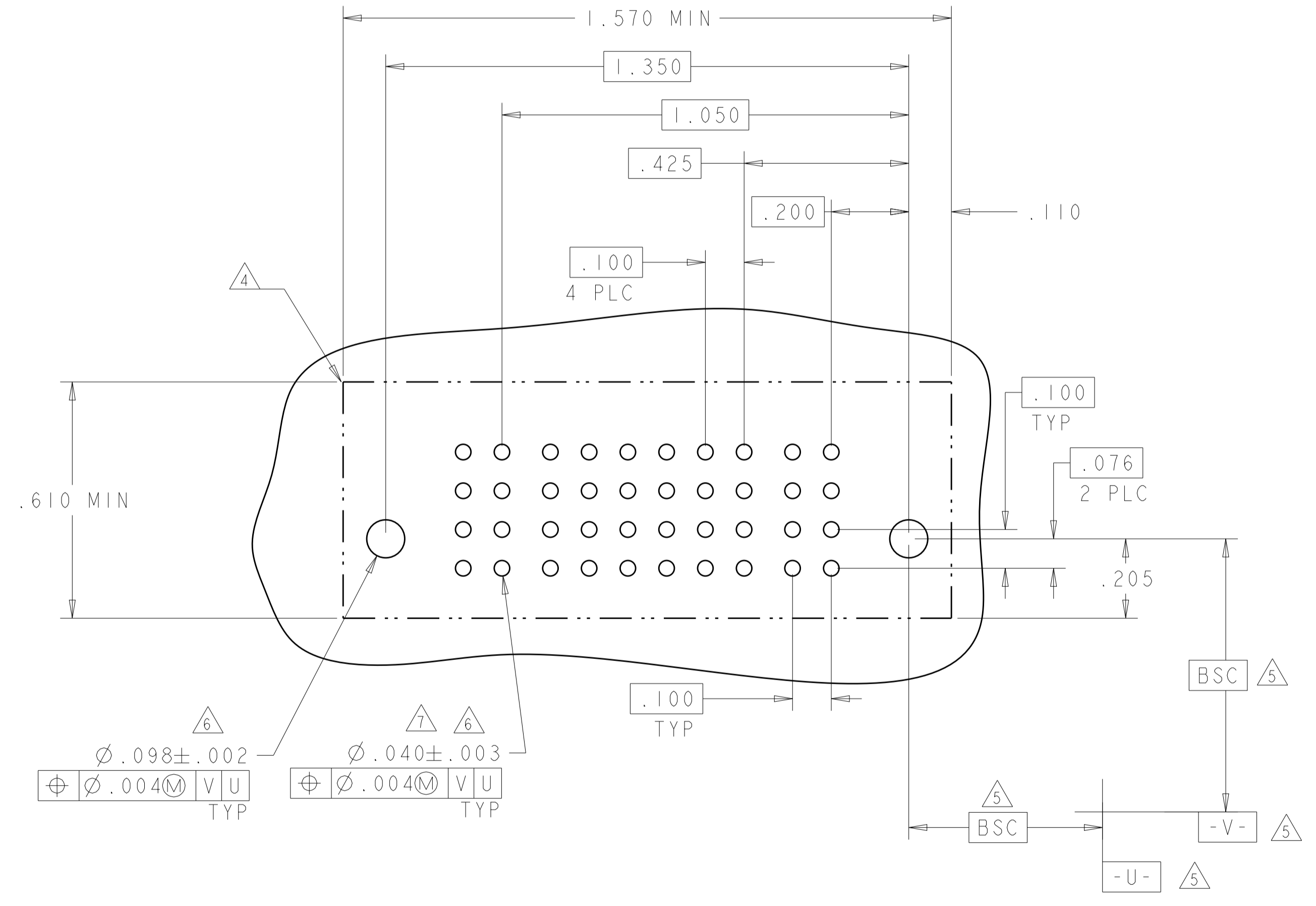
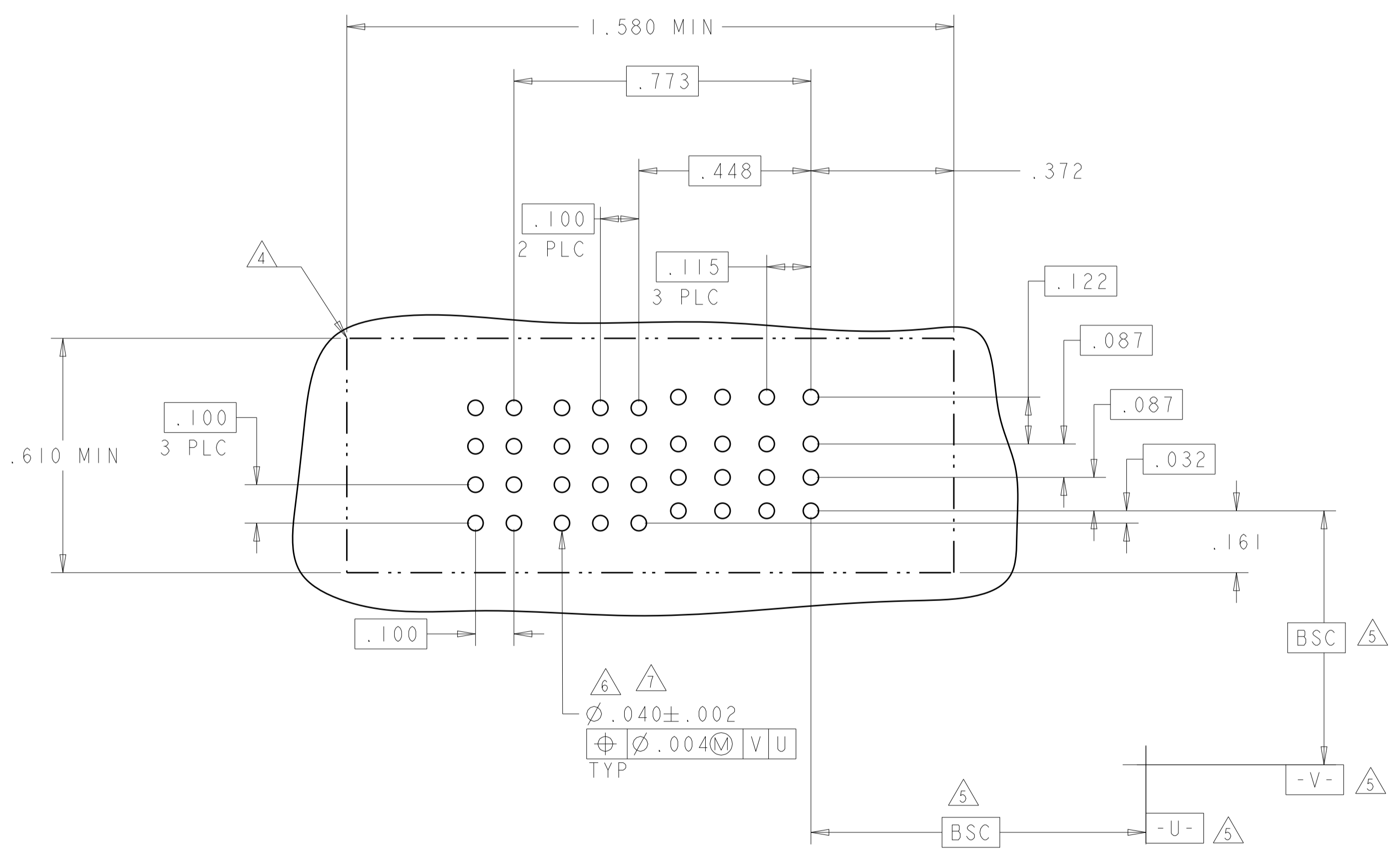
NAME: VER RECEP ASSEMBLY SHORT GUIDES, PRESS FIT MULTI-BEAM XLE  
 SIZE: A100779  
 CAGE CODE: C=6450860  
 CUSTOMER DRAWING

SCALE: N/A  
 SHEET: 21 OF 28  
 REV: K2

LOC		DIST		REVISIONS			
ES	00	P	LTN	DESCRIPTION	DATE	DMN	APVD
				SEE SHEET 1			

PART NUMBER	ROWS		POWER			SIGNAL				POWER					
			PI	3	2	1	LP4	LP3	LP2	LP1					
3-6450860-9	D C B A	GS	AP	AP	AP										
			AP	AP	AP										
			AP	AP	AP										
			AP	AP	AP										
4LP + 12S + IP															

PART NUMBER	ROWS		POWER		SIGNAL						POWER			
			P2	P1	6	5	4	3	2	1	PI			
4-6450860-0	D C B A	GS	AP	AP	AP	AP	AP	AP	AP	AP	AP	AP		
			AP	AP	AP	AP	AP	AP	AP	AP	AP	AP		
			AP	AP	AP	AP	AP	AP	AP	AP	AP	AP		
			AP	AP	AP	AP	AP	AP	AP	AP	AP	AP		
IP + 24S + IP														



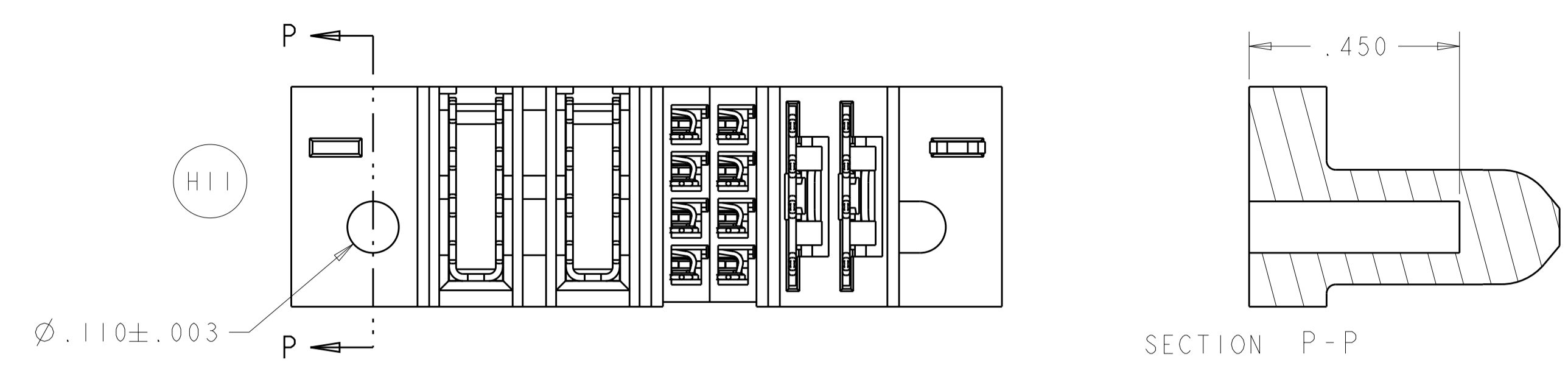
THIS DRAWING IS A CONTROLLED DOCUMENT.

DIMENSIONS: INCHES	TOLERANCES UNLESS OTHERWISE SPECIFIED: 0 PLC ±. 1 PLC ±.01 2 PLC ±.01 3 PLC ±.005 4 PLC ±.002 ANGLES ±.2°	DMN: D. ZHU CHK: S. ZHAO APVD: S. ZHAO	20DEC2007 20DEC2007	 TE Connectivity
MATERIAL:	FINISH:	PRODUCT SPEC: 108-2292 APPLICATION SPEC: 114-13251 WEIGHT:	NAME: VER RECEPT ASSEMBLY SHORT GUIDES, PRESS FIT MULTI-BEAM XLE	

SIZE: A1 CAGE CODE: 100779 DRAWING NO: 6450860  
 SCALE: N/A SHEET 22 OF 28 REV: K2

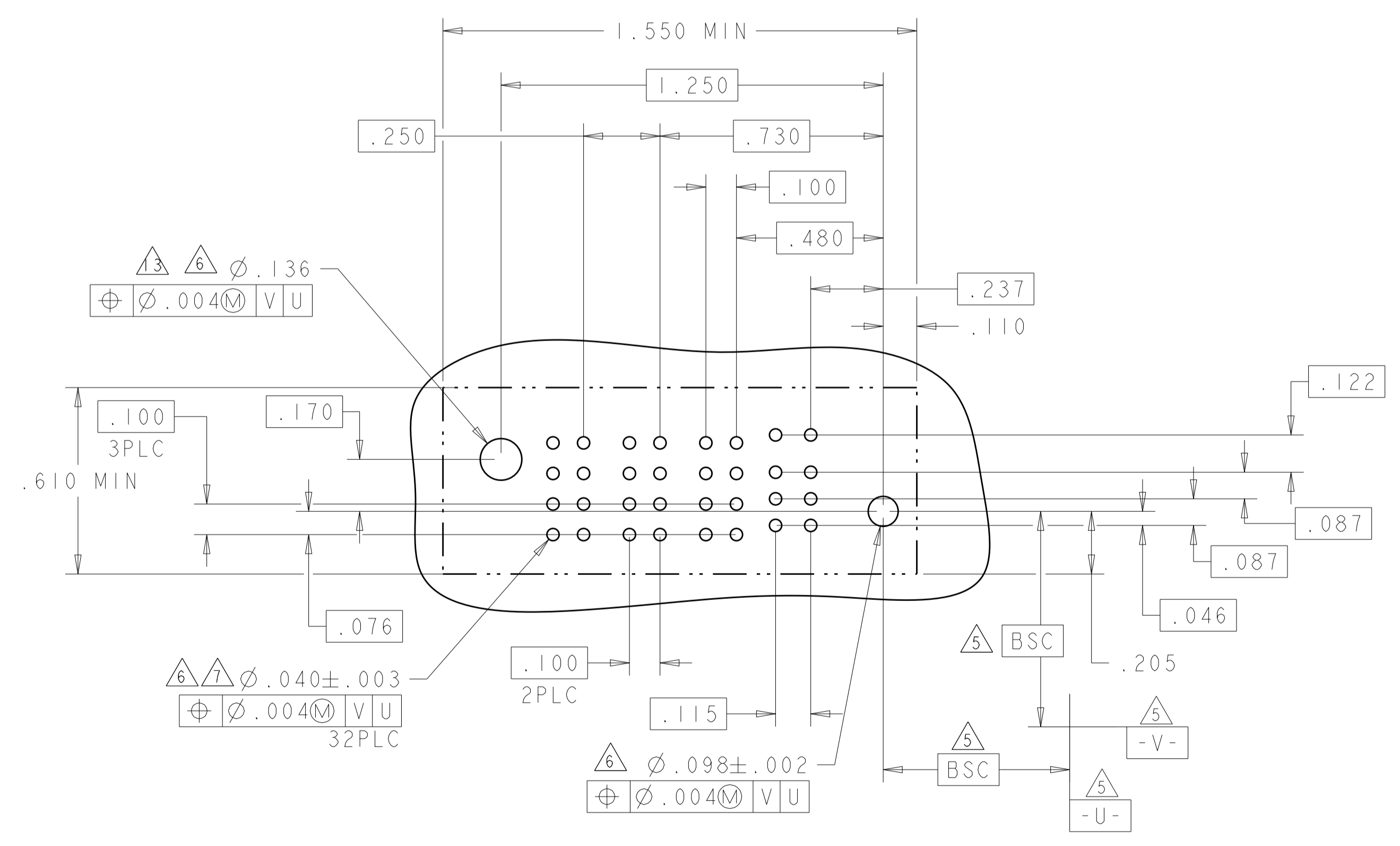


LOC	DIST	REVISIONS			
P	LTN	DESCRIPTION	DATE	DWN	APVD
ES	00	SEE SHEET 1	-	-	-



4-6450860-2

PART NUMBER	ROWS	POWER		SIGNAL		POWER	
		P4	P3	2	1	P2	P1
4-6450860-2	D C B A	GS	GP	AP	AP	LSI	LSI
2LP + 8S + 2P						HD	



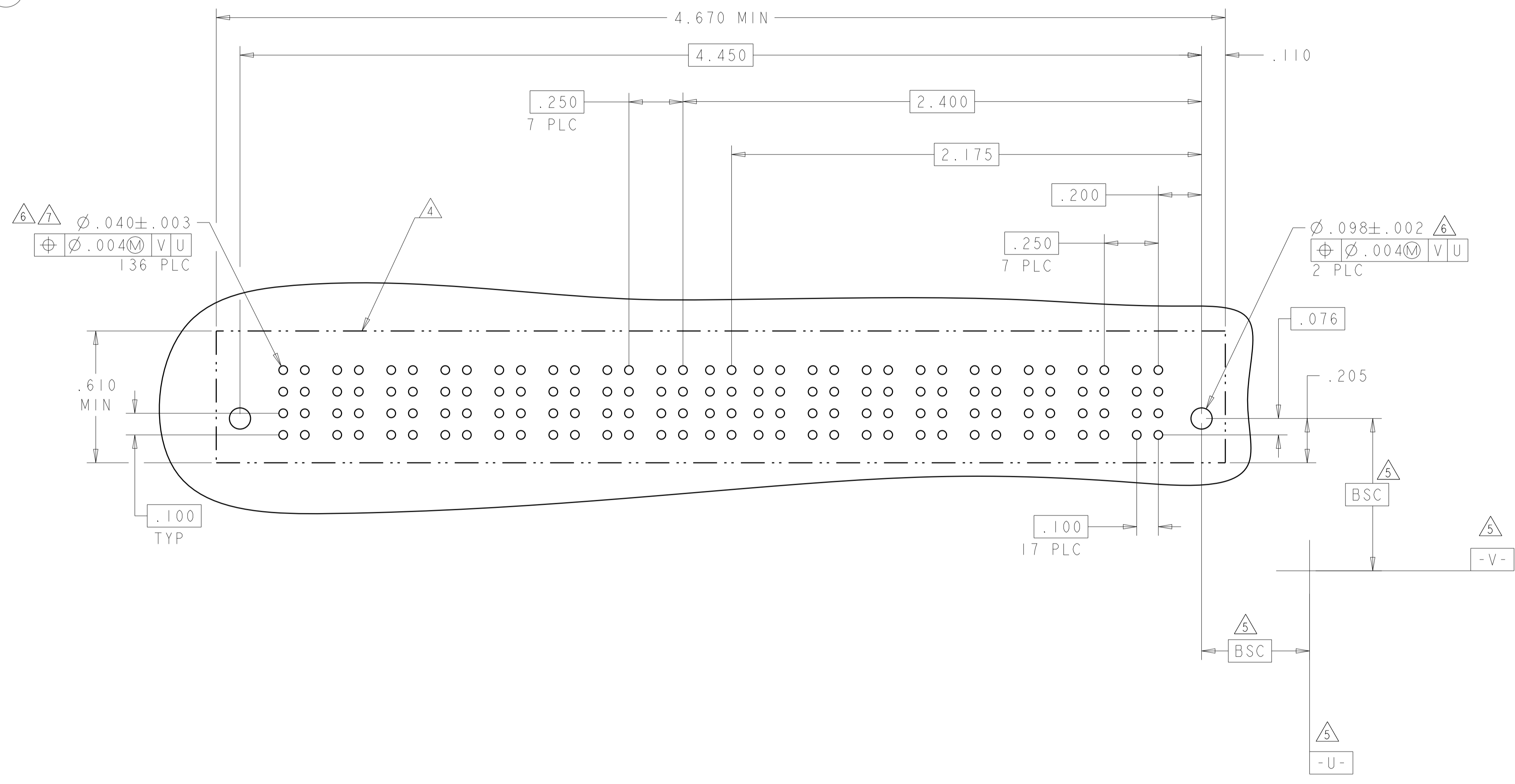
RECOMMENDED PCB LAYOUT

THIS DRAWING IS A CONTROLLED DOCUMENT.		DWN: D. ZHU CHK: S. ZHAO	20DEC2007	TE Connectivity VER RECEP ASSEMBLY SHORT GUIDES, PRESS FIT MULTI-BEAM XLE
DIMENSIONS: INCHES		APVD: S. ZHAO	NAME: VER RECEP ASSEMBLY	
TOLERANCES UNLESS OTHERWISE SPECIFIED: 0 PLC ± 1 PLC ±.01 2 PLC ±.01 3 PLC ±.005 4 PLC ±.0020 ANGLES ±.2°		PRODUCT SPEC: 108-2292	APPLICATION SPEC: 114-13251	RESTRICTED TO: -
MATERIAL: -		FINISH: -	WEIGHT: -	SIZE: A100779
CUSTOMER DRAWING		SCALE: N/A		SHEET 24 OF 28 REV: K2

LOC		DIST		REVISIONS			
ES	00	P	LTN	DESCRIPTION	DATE	DMN	APVD
		-		SEE SHEET 1			

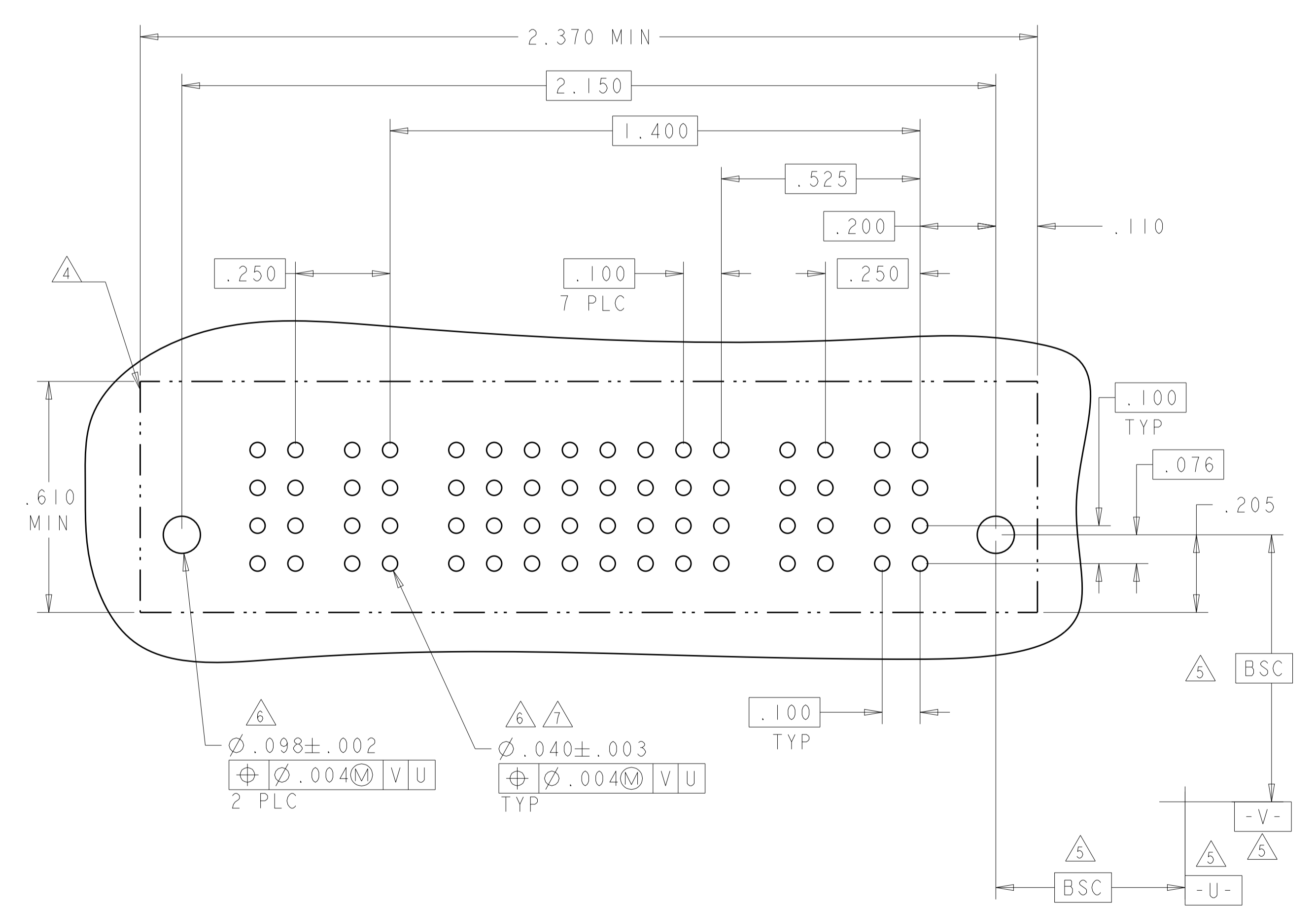
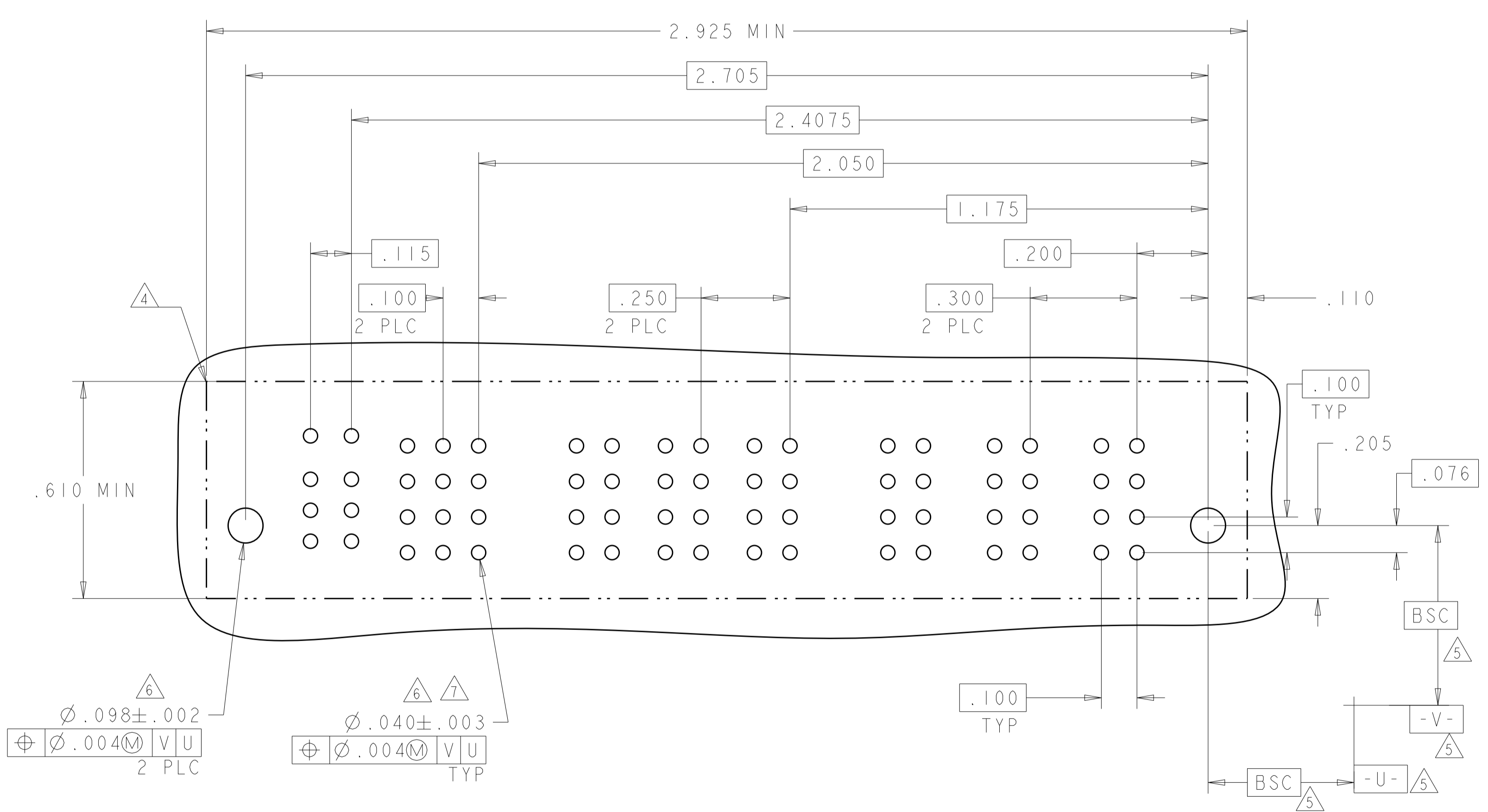
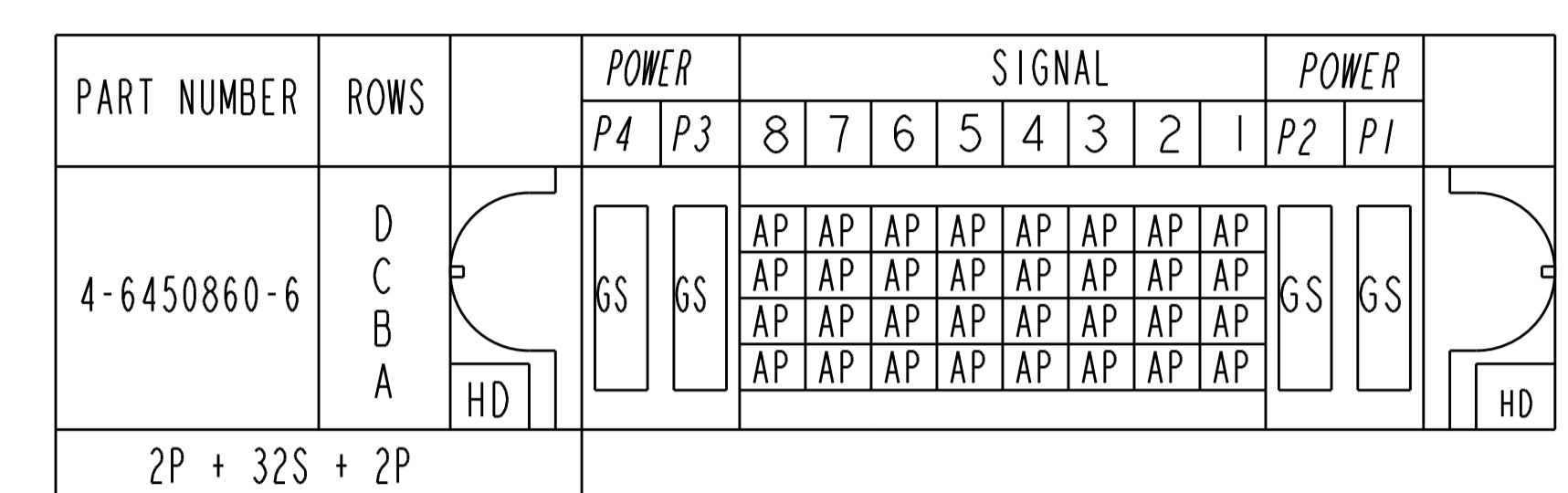
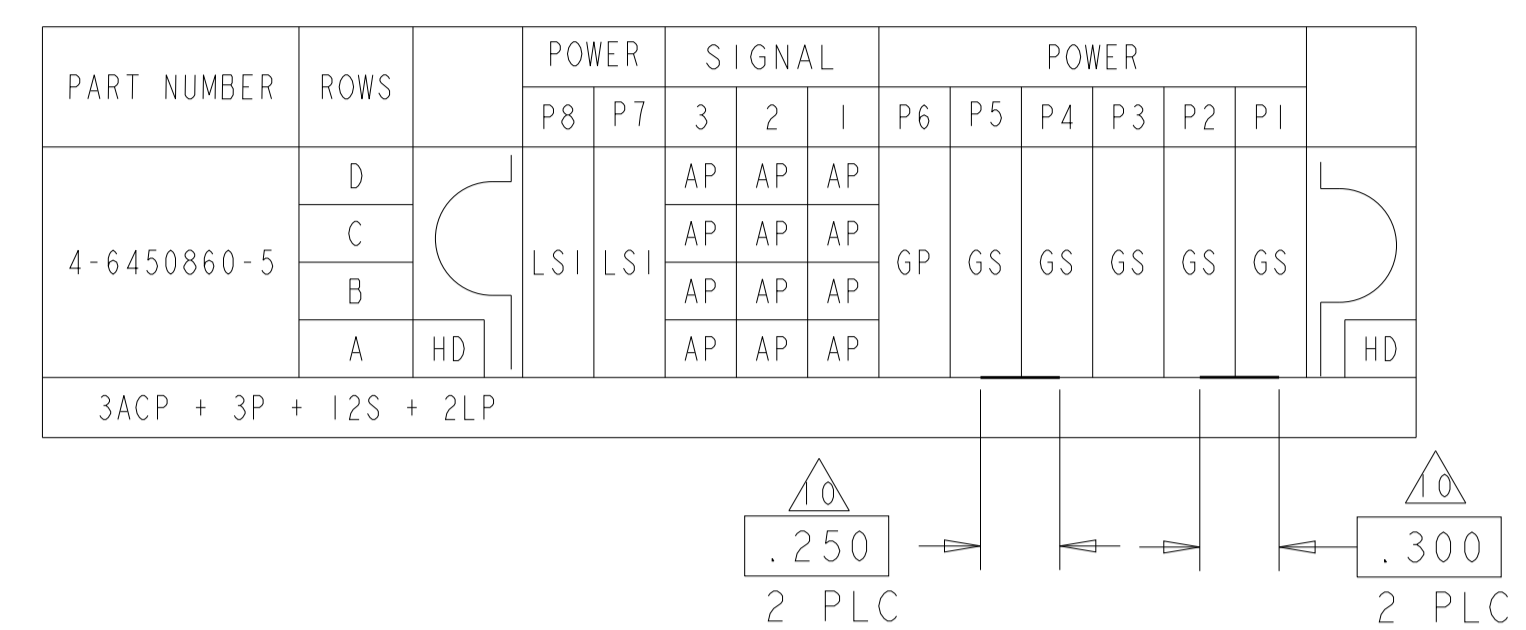
PART NUMBER	ROWS	POWER								SIGNAL		POWER							
		P16	P15	P14	P13	P12	P11	P10	P9	2	1	P8	P7	P6	P5	P4	P3	P2	P1
4-6450860-4	D C B A	GS	GS	GS	GS	GS	GS	GS	GS	AP	AP	GS	GS	GS	GS	GS	GS	GS	GS
8P + 8S + 8P																			

J2



THIS DRAWING IS A CONTROLLED DOCUMENT.		DMN: D. ZHU	20DEC2007		TE Connectivity
DIMENSIONS: INCHES		CHK: S. ZHAO	20DEC2007		VER RECEP ASSEMBLY SHORT GUIDES, PRESS FIT MULTI-BEAM XLE
TOLERANCES UNLESS OTHERWISE SPECIFIED:		APVD: S. ZHAO		NAME	
0 PLC ±		PRODUCT SPEC		SIZE: CAGE CODE: DRAWING NO: RESTRICTED TO	
1 PLC ±.01		108-2292		A100779C=6450860	
2 PLC ±.01		APPLICATION SPEC		SCALE: N/A SHEET 25 OF 28 REV: K2	
3 PLC ±.005		114-13251			
4 PLC ±.0020		WEIGHT			
ANGLES ±.2°		FINISH			
MATERIAL		CUSTOMER DRAWING			

LOC		DIST		REVISIONS			
ES	00	P	LTN	DESCRIPTION	DATE	DMN	APVD
		-		SEE SHEET 1			



THIS DRAWING IS A CONTROLLED DOCUMENT.

DIMENSIONS:	TOLERANCES UNLESS OTHERWISE SPECIFIED:	DMN: D. ZHU	20DEC2007	 TE Connectivity
INCHES	0 PLC ± .01 1 PLC ± .01 2 PLC ± .01 3 PLC ± .005 4 PLC ± .002 ANGLES ± .020	CHK: S. ZHAO	20DEC2007	
MATERIAL:	FINISH:	APVD: S. ZHAO	NAME:	VER RECEPT ASSEMBLY SHORT GUIDES, PRESS FIT MULTI-BEAM XLE
		PRODUCT SPEC: 108-2292	SIZE: A	CAGE CODE: 6450860
		APPLICATION SPEC: 114-13251	SCALE: N/A	SHEET 26 OF 28
		WEIGHT:	CUSTOMER DRAWING	REV: K2

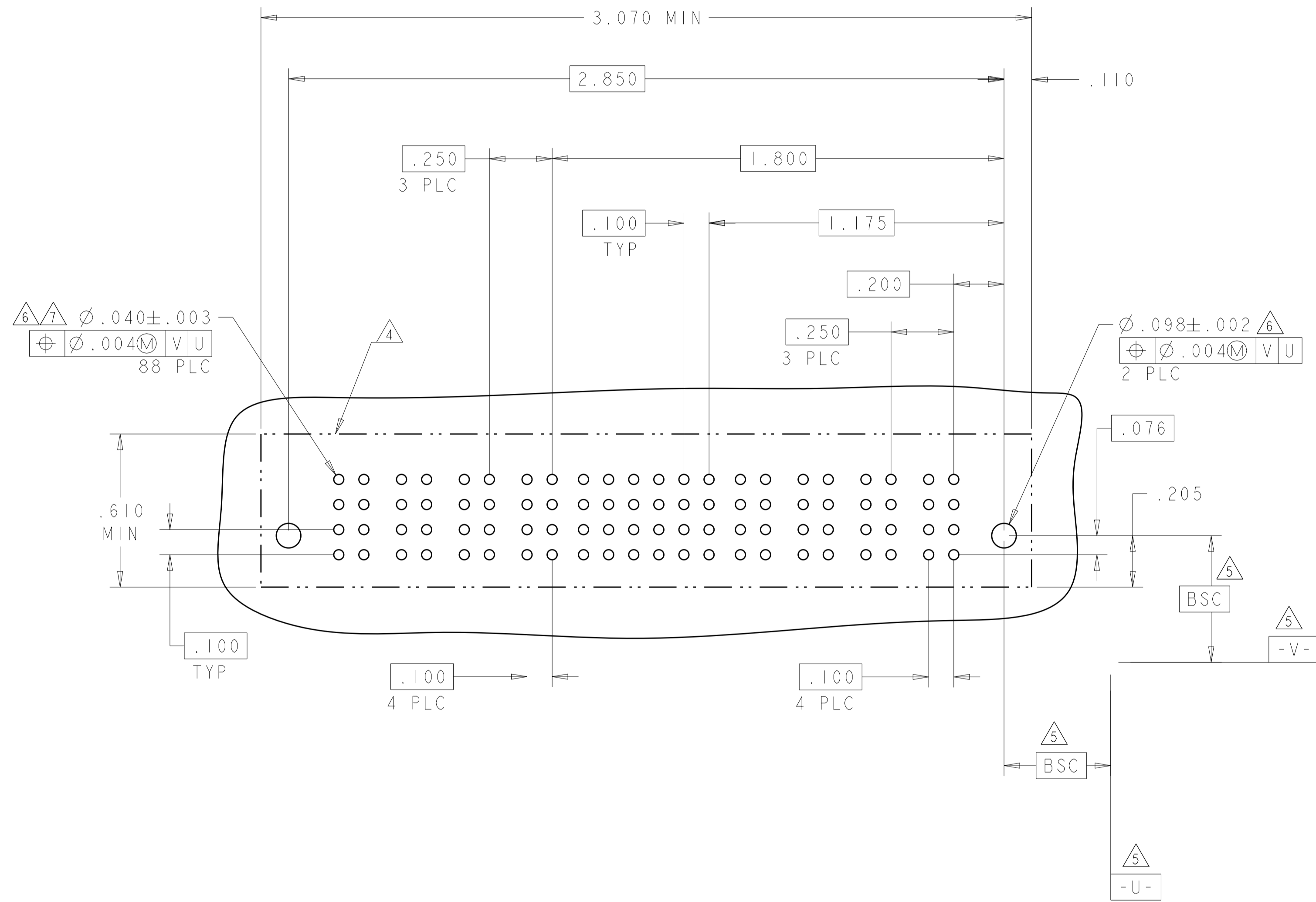
LOC	DIST	REVISIONS			
P	LTN	DESCRIPTION	DATE	OWN	APVD
-	-	SEE SHEET 1	-	-	-

PART NUMBER	ROWS	POWER				SIGNAL					POWER				
		P8	P7	P6	P5	6	5	4	3	2	1	P4	P3	P2	P1
4-6450860-7	D	GS	GS	GS	GS	AP	AP	AP	AP	AP	AP	GS	GS	GS	GS
	C					AP	AP	AP	AP	AP					
	B					AP	AP	AP	AP	AP					
	A					AP	AP	AP	AP	AP					

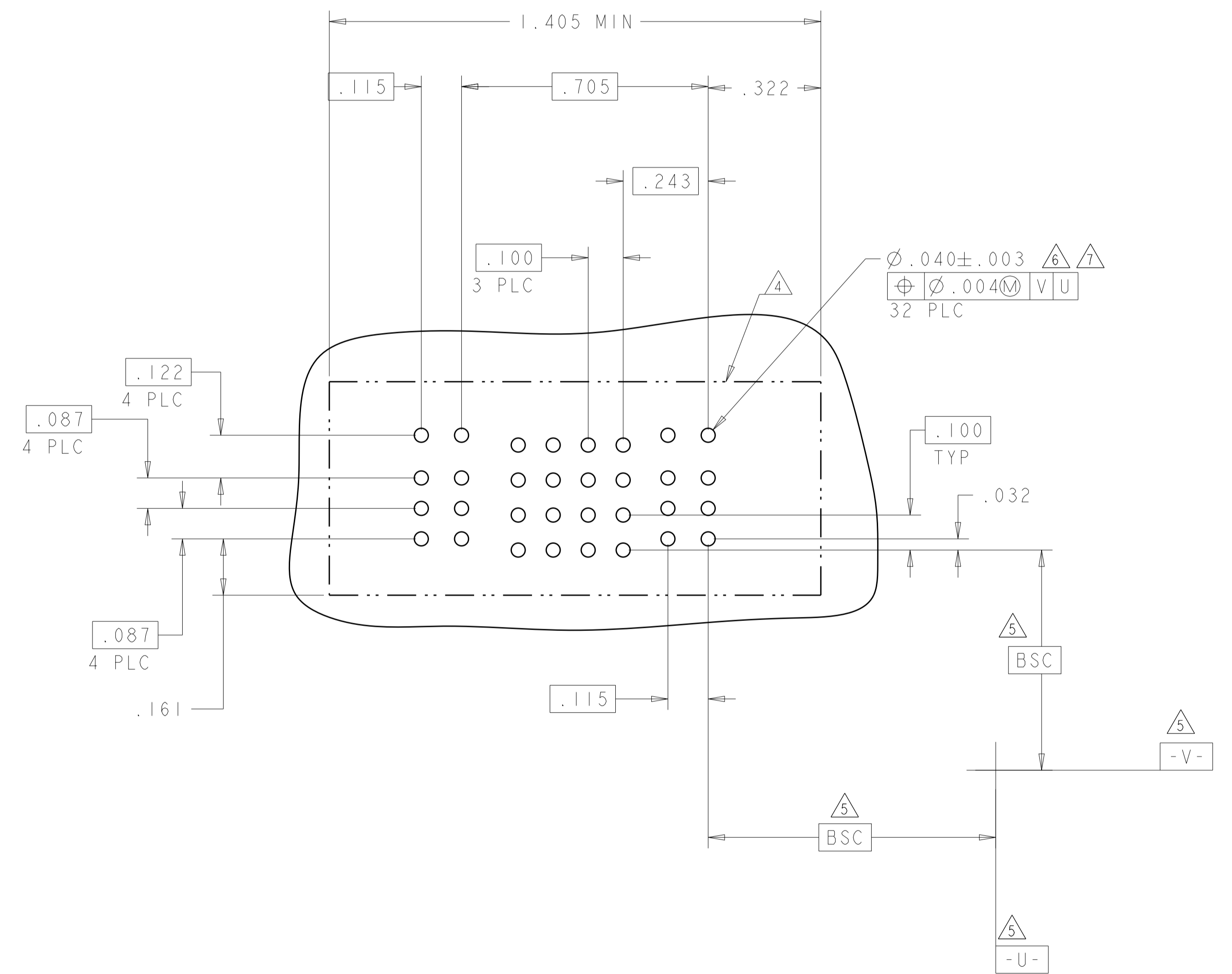
4P + 24S + 4P

PART NUMBER	ROWS	LOW POWER		SIGNAL				LOW POWER	
		P4	P3	4	3	2	1	P2	P1
4-6450860-8	D	LS1	LS1	AP	AP	AP	AP	LS1	LS1
	C			AP	AP	AP	AP		
	B			AP	AP	AP	AP		
	A			AP	AP	AP	AP		

2LP + 16S + 2LP



J9



THIS DRAWING IS A CONTROLLED DOCUMENT.		OWN: D. ZHU	20DEC2007	TE Connectivity
DIMENSIONS: INCHES		CHK: S. ZHAO	20DEC2007	
TOLERANCES UNLESS OTHERWISE SPECIFIED:		APVD: S. ZHAO		NAME: VER RECEPT ASSEMBLY SHORT GUIDES, PRESS FIT MULTI-BEAM XLE
0 PLC ±. 1 PLC ±. 2 PLC ±.01 3 PLC ±.005 4 PLC ±.0020 ANGLES ±.7° FINISH		PRODUCT SPEC: 108-2292	APPLICATION SPEC: 114-13251	SIZE: A1
MATERIAL:		WEIGHT:	CAGE CODE: 6450860	RESTRICTED TO: -
		CUSTOMER DRAWING		SCALE: N/A SHEET 27 OF 28 REV: K2



# Mouser Electronics

Authorized Distributor

Click to View Pricing, Inventory, Delivery & Lifecycle Information:

[TE Connectivity:](#)

[2-6450860-5](#)