

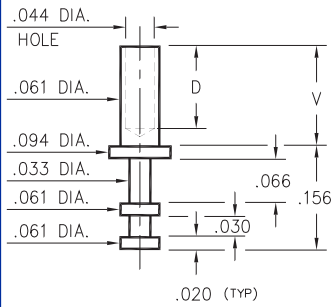
2312



- X -	Board Thickness	Length V
1	.031	.053
2	.062	.094
3	.094	.115
4	.125	.147

2312-X-00-XX-00-00-07-0
Swage mount in .064 hole

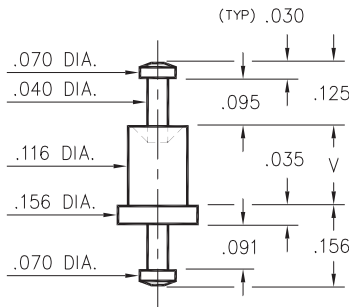
2308



- X -	Board Thickness	Length V	Depth D
1	.031	.054	.036
2	.062	.084	.066
3	.094	.115	.096
4	.125	.147	.126

2308-X-00-XX-00-00-07-0
Swage in .064 mount hole

2707



- X -	Board Thickness	Length V
1	.031	.062
2	.062	.094
3	.094	.125
4	.125	.156

2707-X-00-XX-00-00-07-0
Swage mount in .120 hole

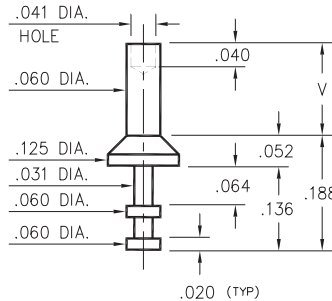
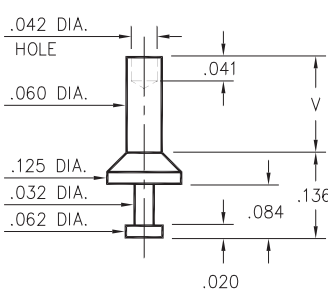
2329



- X -	Board Thickness	Length V	Depth D
1	.031	.045	.045
2	.062	.094	.062
3	.094	.125	
4	.125	.156	

2329-X-00-XX-00-00-07-0
Swage mount in .067 hole

2510/2513



- X -	Board Thickness	Length V
1	.031	.062
2	.062	.094
3	.094	.125
4	.125	.156

2510-X-00-XX-00-00-07-0
Swage mount in .064 hole

2513-X-00-XX-00-00-07-0
Swage mount in .064 hole

SPECIFICATIONS

PIN MATERIAL:
Brass Alloy 360, 1/2 Hard
Swage pins are annealed

DIMENSION IN INCHES
TOLERANCES ON:
LENGTHS: ±.005
DIAMETERS: ±.002
ANGLES: ± 2°

ORDER CODE: XXXX - X - 00 - XX - 00 - 00 - 07 - 0

BASIC PART #

SPECIFY PIN FINISH:

- 01 200µ" TIN/LEAD OVER NICKEL
- ◇ 80 200µ" TIN OVER NICKEL (RoHS)
- ◇ 44 300µ" SILVER OVER COPPER (RoHS)
- ◇ 50 300µ" ELECTRO-SOLDER (RoHS) (60/40 SnPb)

