THIS DRAWING IS UNPUBLISHED. RELEASED FOR PUBLICATION 14-
© COPYRIGHT 19 BY TYCO ELECTRONICS CORPORATION. ALL RIGHTS RESERVED.

UOC	DIST
AD	00

REVISIONS

P	LTR	DESCRIPTION	DATE	DRN	APVD
	G	REV PER EC 0512-0414-03	20FEB04	NK	RW
	G1	REVISED PER ECO-09-020935	28AUG09	KK	AEG

1. HOUSING MATERIAL: LIQUID CRYSTAL POLYMER. COLOR: NATURAL.
2. CONTACT MATERIAL: PHOSPHOR BRONZE.
3. CONTACT FINISH:
   UNDERPLATE (ENTIRE CONTACT):
   0.00127 MIN NICKEL.
   ON MATING SURFACES:
   CONFORMS TO ALL TESTING SPECIFIED FOR TELCORDIA UNCONTROLLED ENVIRONMENT.
   ON LEADS
   0.0006 MIN TIN-LEAD OVER UNDERPLATE.
   LUBRICATION (ENTIRE CONTACT):
   SURFACE CONDITIONER PER AMP SPEC 112-1002 AFTER PLATING.
4. PART MARKING LOCATED APPROXIMATELY AS SHOWN.
5. DIMENSION APPLIES WHEN SEATED ON PRINTED CIRCUIT BOARD.
6. OBSOLETE PARTS: OBSOLETE CIS STREAMLINING PER D.RENAUD/D.SINISI

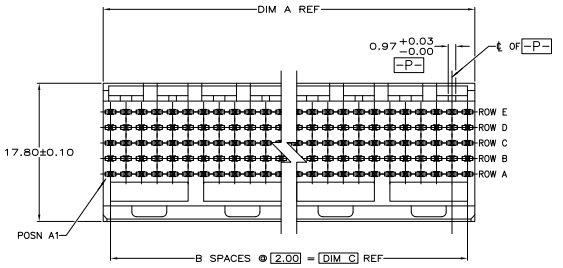

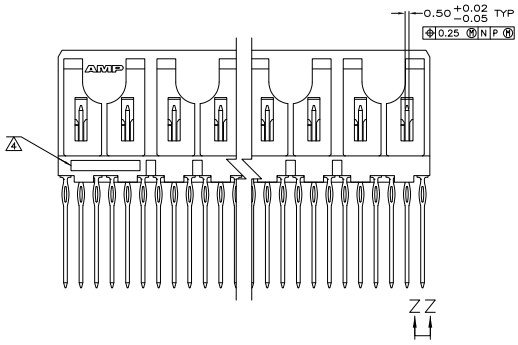

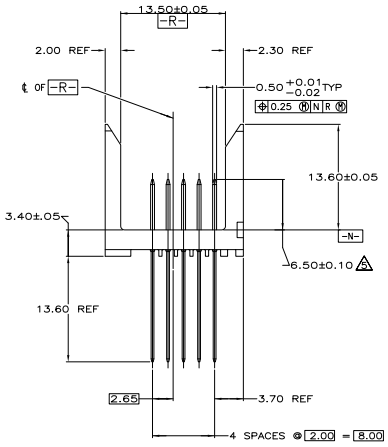

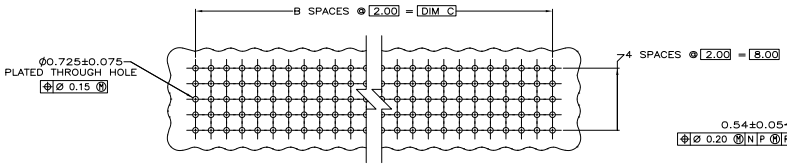

RECOMMENDED CIRCUIT PATTERN
(COMPONENT SIDE)

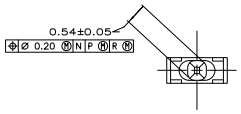

VIEW Z−Z
SCALE 20:1

6 OBSOLETE	94.00	47	95.88	5	240	223055-8
	46.00	23	47.88	5	120	223055-4
	——	——	——		——	223055-3
	22.00	11	23.88	5	60	223055-2
	10.00	5	11.88	5	30	223055-1
	DIM C	DIM B	DIM A	FINISH	NUMBER OF SIGNAL POSITIONS	PART NUMBER

THIS DRAWING IS A CONTROLLED DOCUMENT.

DIMENSIONS: mm

TOLERANCE UNLESS OTHERWISE SPECIFIED
6 PLC ± –
5 PLC ± –
3 PLC ± –
2 PLC ± –
ANGLES ± –

MATERIAL 1 2
FINISH 3

TITLE T. SHUEY 02DEC07
DR C. SCHMID 12DEC07
APVD C. SCHMID 12DEC07
PRODUCT SPEC —
APPLICATION SPEC —
WEIGHT —
CUSTOMER DRAWING

Tyco Electronics
Tyco Electronics Corporation
Harrisburg, Pa 17105-3608

NAME PIN ASSEMBLY, Z-PACK 2mm FB SIGNAL VERTICAL 5 ROW, WITH PRESS FIT LEADS

SIZE A1 CAGE CODE 00779 DRAWING NO C-223055 RESTRICTED TO —

SCALE 4:1 SHEET 1 OF 1 REV G1

Downloaded from Elcodis.com electronic components distributor