

4

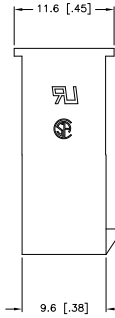
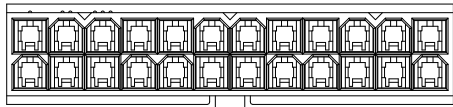
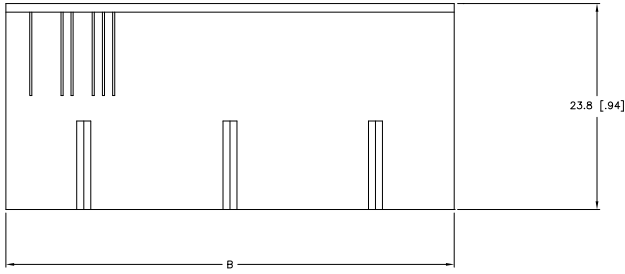
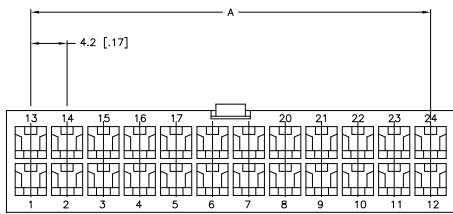
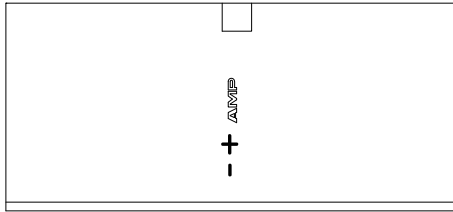
3

2

1

THIS DRAWING IS UNPUBLISHED. RELEASED FOR PUBLICATION.  
 © COPYRIGHT By - ALL RIGHTS RESERVED.

LOC	DIST	REVISIONS		
F	LR	DESCRIPTION	DATE	BY
CM	00			
	A1	REVISED PER ECO-11-004917	11MAR11	RK HMR



NYLON, UL94V-0.

DIM B	DIM A	POS	PART NUMBER
51.6	46.2	24	2-1586017-4
47.4	42.0	22	2-1586017-2
43.2	37.8	20	2-1586017-0
39.0	33.6	18	1-1586017-8
34.8	29.4	16	1-1586017-6
30.6	25.2	14	1-1586017-4
26.4	21.0	12	1-1586017-2
22.2	16.8	10	1-1586017-0
18.0	12.6	8	1586017-8
13.8	8.4	6	1586017-6
9.6	4.2	4	1586017-4
5.4	—	2	1586017-2

METRIC

THIS DRAWING IS A CONTROLLED DOCUMENT.

DIMENSIONS: mm [INCHES]	TOLERANCES UNLESS OTHERWISE SPECIFIED	DRW: S. HAMM 30-JUL-2002	CHK: D. COLEY 30-JUL-2002	APPRO: D. COLEY 30-JUL-2002	NAME: D. COLEY	PRODUCT SPEC:	APPLICATION SPEC:	WEIGHT:	SIZE: A2	CAGE CODE: 00779	DRAWING NO: C=1586017	RESTRICTED TO: -
0 PLG ± .04 [1.02]	0 PLG ± .04 [1.02]											
1 PLG ± .04 [1.02]	1 PLG ± .04 [1.02]											
2 PLG ± 0.20 [5.08]	2 PLG ± 0.20 [5.08]											
3 PLG ± 0.150 [0.0039]	3 PLG ± 0.150 [0.0039]											
4 PLG ± .04 [1.02]	4 PLG ± .04 [1.02]											
ANGLES ± .04 [1.02]	ANGLES ± .04 [1.02]											
FINISH	FINISH											

CUSTOMER DRAWING SCALE: 1:1 SHEET: 1 of 1 REV: A1