


## PCB terminal strip; 2 solder pins/pole; 5-pole; pin spacing 2.54 mm / 0.1 in

Item No.: 233-405



PCB terminal strip; 2 solder pins/pole; 5-pole; pin spacing 2.54 mm / 0.1 in

### Marking

RoHS ✓  
Compliant

### Business data

Supplier	WAGO
Item no.	233-405
GTIN / EAN	4045454049959
Content	1
Order amount	85
Customer item number	

### Notes

Compact terminal strips with CAGE CLAMP® connection and screwdriver actuation parallel or perpendicular to conductor entry  
Double solder pins for high mechanical stability  
Custom color combinations

### Technical data

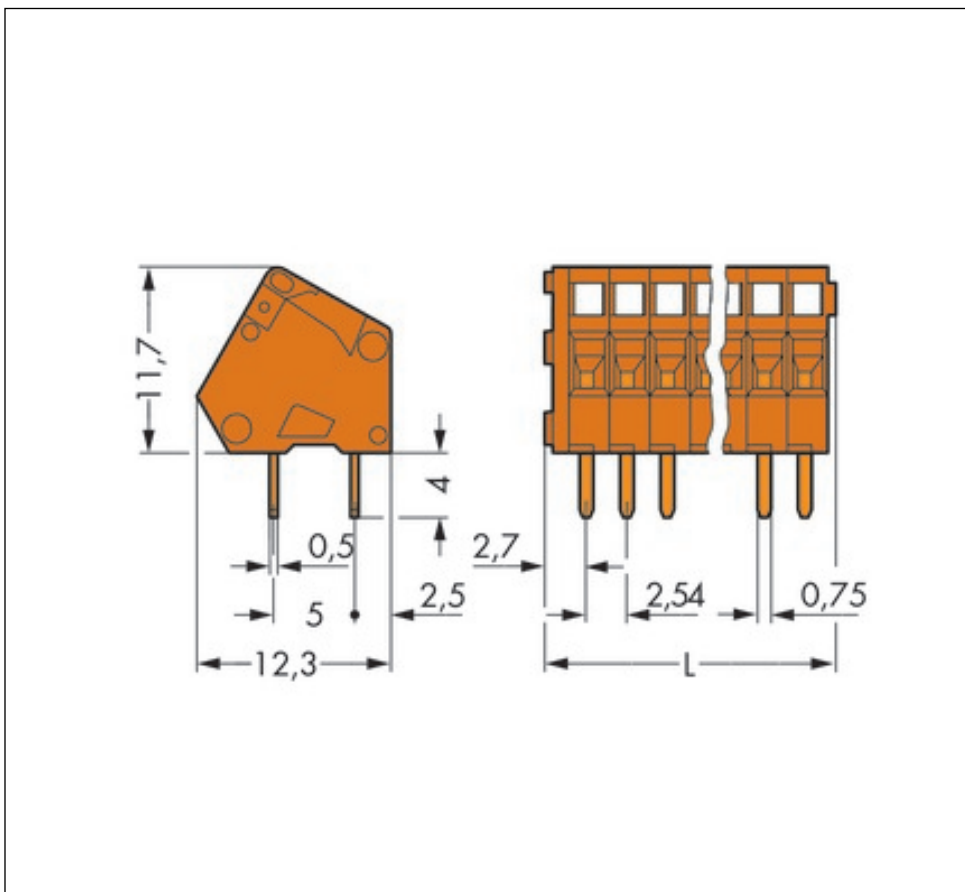

#### Miscellaneous

No. of poles	5
Pin Spacing	2.54 mm / 0.1 in %
Total number of connection points	5
Total number of potentials	5
Color	orange
Ratings according to 1	IEC/EN 60664-1
Overvoltage category EN 1	III
Pollution degree (1)	2

<b>Technical data</b>	
Rated voltage EN (1) [V]	160 [V]
Rated surge voltage (1) [kV]	2.5 [kV]
Nominal current [A]	6 [A]
Overtoltage category EN 2	II
Degree of pollution (2)	2
Rated voltage EN (2) [V]	320 [V]
Rated surge voltage (2) [kV]	2.5 [kV]
Nominal current (2) [A]	6 [A]
Overtoltage category EN 3	III
Degree of pollution (3)	3
Rated voltage EN (3) [V]	63 [V]
Rated surge voltage (3) [kV]	2.5 [kV]
Nominal current (3) [A]	6 [A]
Number of individual connection objects at the product	1
Connection technology (1)	CAGE CLAMP®
Solid sizes 1	0.08 ... 0.5 mm <sup>2</sup> / 28 ... 20 AWG
Fine-stranded wires 1	0.08 ... 0.5 mm <sup>2</sup> / 28 ... 20 AWG
Fine-stranded wires with insulated ferrule 1	0.25 mm <sup>2</sup> / AWG
Fine-stranded wires with uninsulated ferrule 1	0.25 mm <sup>2</sup> / AWG
Strip length 1	5 ... 6 mm / 0.2 ... 0.24 in
Conductor entry angle to the PCB 1 [°]	30 [°]
Solder pin arrangement	in-line solder pin
Solder pin length [mm]	4 [mm]
Solder pin width A [mm]	0.5 [mm]
Solder pin width B [mm]	0.75 [mm]
Tolerance of drilled hole [mm]	1.1(+ 0.1) [mm]
Material group	I
Insulating material	Polyamide 66 (PA 66)
Flammability rating per UL 94	V0
Limit temperature range	-60 C ... 105 C
Clamping spring material	Chrome-nickel spring steel (CrNi)
Contact material	Electrolytic copper (Ecu)
Contact plating	tin-plated
Fire load [MJ]	0.029 [MJ]
Weight [g]	1.802 [g]

<b>Technical data</b>	
<i>Width</i>	<i>15 mm / 0.591 in</i>
<i>Height</i>	<i>15.7 mm / 0.618 in</i>
<i>Height from the surface</i>	<i>11.7 mm / 0.461 in</i>
<i>Length</i>	<i>12.1 mm / 0.476 in</i>

Images & drawings



**Address**

WAGO Kontakttechnik GmbH & Co. KG

Hansastr. 27

32423 Minden

Telefon: 0571/887-0

Fax: 0571/887-169

<http://www.wago.com>

© WAGO Kontakttechnik GmbH & Co. KG

Technische Änderungen und Irrtümer vorbehalten.