


# Universal module UM for custom circuit



The base element with snap foot UM-BEFE offers, as the smallest unit, a mounting surface of 35 x 105 mm. By arranging the base terminal blocks in a row, the printed circuit area can be increased. Four metal connection pins connect the individual base elements into a rigid unit. In the center base elements UM-BE without snap foot are employed, to ease engaging and disengaging in the mounting rail.

There are three side elements available:

- The low element UM-SE,
- The high element UM-SE-A 60 for 60 mm wide covers and
- The high element UM-SE-A 73 for 73 mm wide covers.

The transparent U covers are available in three lengths: across one, two or three base elements. These are screwed to the side elements (other lengths available upon request).

In addition there is a clip-on transparent cover which matches the smallest module.

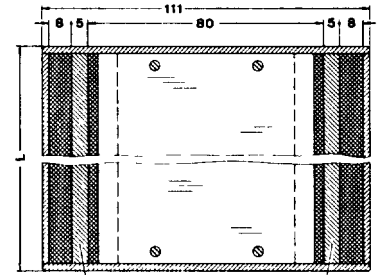
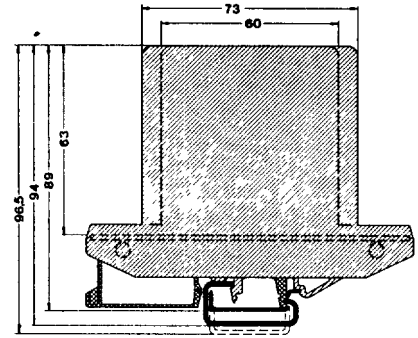
## Types of moldings

**krilen** - 6.6 polyamide, s. Pg. 12  
color: green

**U-profile cover**  
Unbreakable PVC  
Max. temperature: 70° C

**Transparent cover**  
Unbreakable polycarbonate,  
difficult to ignite and self-extinguishing  
max. cover temperature: 100° C

Marking and mounting materials see catalog section 10



No solder point or component mounting is to be made in the area of the mechanical printed circuit board supports.

Number of base elements	Length L	Dimensions of the printed circuit board
1	40	37 x 108 x 1,5
2	75	72 x 108 x 1,5
3	110	107 x 108 x 1,5
4	145	142 x 108 x 1,5
5	180	177 x 108 x 1,5

## Description

**Universal module**, individual assembly, selectable, consisting of.

**Base element with snap foot**, for mounting on □ or L

**Base element without snap foot**, necessary for connection of several basic elements

**Connection pin**, brass, for joining several basic elements into one unit, 4 pieces per element

**Side element**, for double-sided connection of the basic element UM-BEFE,

- a) low version
- b) for 60 mm wide U-profile cover
- c) for 73 mm wide U-profile cover

**U-profile cover**, transparent

- a) 60 mm wide, for 1 base element
- 2 base elements
- 3 base elements

can be screwed to side element UM-SE-A 60








- b) 73 mm wide, for 1 base element
- 2 base elements
- 3 base elements

can be screwed to side element UM-SE-A 73

**Transparent cover**, transparent for one base element, UM-BEFE (with 2 UM-SE) engageable, 60 mm wide, 50 mm high

## Type

Order No. Pcs / Pkt / g / Pc.

	UM-BEFE	29 55 56 4	10/25,3
	UM-BE	29 55 57 7	10/20,7
	UM-VS	29 55 58 0	50/2,6
	UM-SE	29 55 59 3	10/4,0
	UM-SE-A 60	29 55 61 6	10/10,0
	UM-SE-A 73	29 55 60 3	10/15,0
	UM-A/U 60-40	29 55 65 8	1/15,0
	UM-A/U 60-75	29 55 66 1	1/30,0
	UM-A/U 60-110	29 55 67 4	1/45,0
	UM-A/U 73-40	29 55 62 9	1/17,0
	UM-A/U 73-75	29 55 63 2	1/34,0
	UM-A/U 73-110	29 55 64 5	1/51,0
	UM-Haube	29 55 44 1	1/14,9

