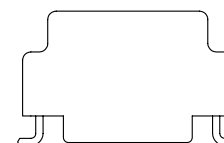
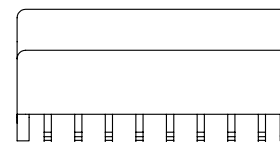



NOTES:

1. ROHS COMPLIANT
2. HEADER: PHENOLIC WITH FLAMMABILITY RATING UL 94V-0 OR BETTER.
3. STORAGE TEMPERATURE: -20°C TO +125°C
4. COMPLIANCE TO J-STD:
 - A. J-STD-002: SOLDERABILITY AT 245°C REFLOW PROFILE
 - B. J-STD-020: LEVEL 1, NO MOISTURE SENSITIVE
 - C. J-STD-075: R7, 245°C MAXIMUM THROUGH REFLOW SOLDER
5. TO ORDER TAPE & REEL PACKAGING ADD A "T" SUFFIX TO THE PART NUMBER(i.e 23Z105SMFNL BECOMES 23Z105SMFNLT).

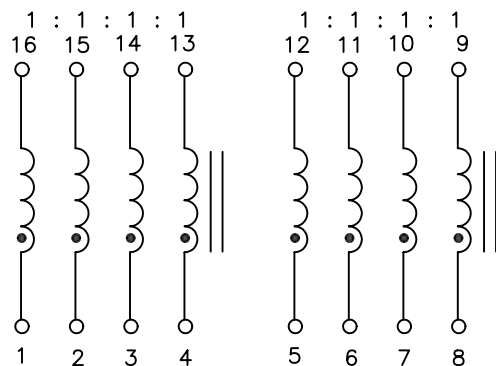


FINAL OUTLINE

© Copyright, 2014. Pulse Electronics Corp. All rights reserved. Pulse confidential & proprietary. (06/11/14)

| PRODUCT DESCRIPTION | TLA DRAWING | PS DRAWING | SHEET | PART NO. | DATASHEET REV. |
|-----------------------|----------------|---------------|--------|-------------|----------------|
| CHK,SIN,10D,1:1,SM,TU | 23Z105SMFNL-10 | PS-2755.001-A | 1 OF 3 | 23Z105SMFNL | A |

ELECTRICAL CHARACTERISTICS AT +25°C UNLESS OTHER SPECIFIED

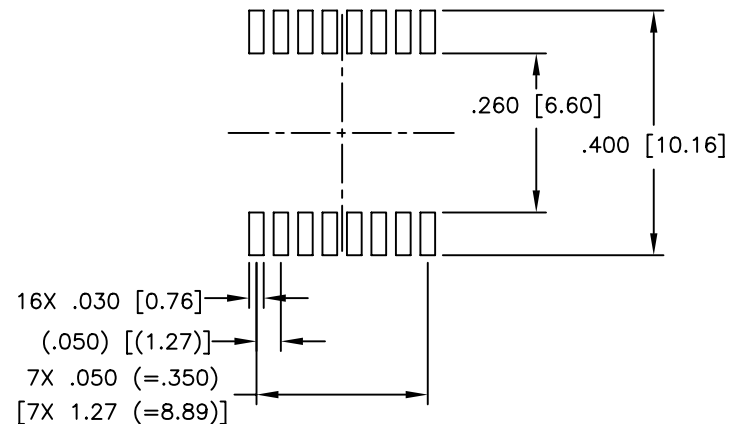
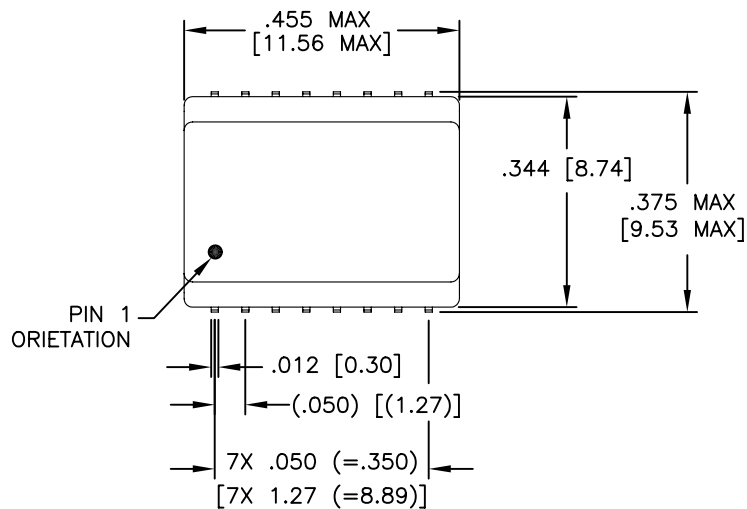


SCHEMATIC

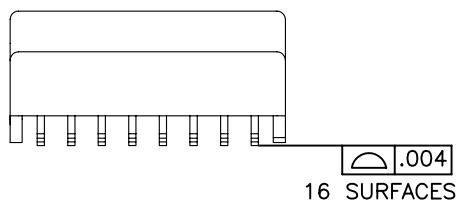
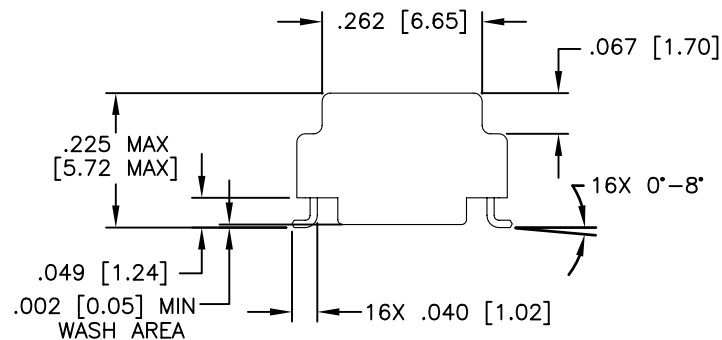
| PARAMETER | SPECIFICATIONS | | |
|---|---|-------------|-------------|
| OPERATING TEMPERATURE | 0°C – 70 °C | | |
| POLARITY | PER SCHEMATIC | | |
| URNS RATIO | (1-16):(2-15):(3-14):(4-13)=1 : 1 : 1 : 1 ±5% (5-12):(6-11):(7-10):(8-9)=1 : 1 : 1 : 1 ±5% | | |
| ISOLATION RESISTANCE (IR AT 500 VDC) | 10G OHM MIN. | | |
| DC RESISTANCE | 0.4 OHMS MAX | | |
| LP | 68 uH MIN (MEASURED AT 100 KHz, 20 mVRMS) | | |
| LL | 0.25 uH MAX (MEASURED AT 100 KHz, 20 mVRMS) | | |
| BETWEEN CHANNEL ISOLATION | 500 VAC MIN @ 60 SECONDS | | |
| IMPEDANCE (1-16)&(8-9) | 10-20 MHz | 30 MHz | 70-100 MHz |
| | 700 OHM MIN | 600 OHM MIN | 200 OHM MIN |

© Copyright, 2014. Pulse Electronics Corp. All rights reserved. Pulse confidential & proprietary. (06/11/14)

| PRODUCT DESCRIPTION | TLA DRAWING | PS DRAWING | SHEET | PART NO. | DATASHEET REV. |
|-----------------------|----------------|---------------|--------|-------------|----------------|
| CHK,SIN,10D,1:1,SM,TU | 23Z105SMFNL-10 | PS-2755.001-A | 2 OF 3 | 23Z105SMFNL | A |



SUGGESTED LAND PATTERN



DIMENSIONS ARE IN INCHES [MILLIMETERS] WITH THE FOLLOWING TOLERANCES: [MILLIMETERS] ARE FOR REFERENCE ONLY.
 .XX= ±.01 [±0.25]
 .XXX= ±.005 [±0.13]

© Copyright, 2014. Pulse Electronics Corp. All rights reserved. Pulse confidential & proprietary. (06/11/14)

| PRODUCT DESCRIPTION | TLA DRAWING | PS DRAWING | SHEET | PART NO. | DATASHEET REV. |
|-----------------------|----------------|---------------|--------|-------------|----------------|
| CHK,SIN,10D,1:1,SM,TU | 23Z105SMFNL-10 | PS-2755.001-A | 3 OF 3 | 23Z105SMFNL | A |

Mouser Electronics

Authorized Distributor

Click to View Pricing, Inventory, Delivery & Lifecycle Information:

Pulse:

[23Z105SMFNLT](#) [23Z105SMFNL](#)