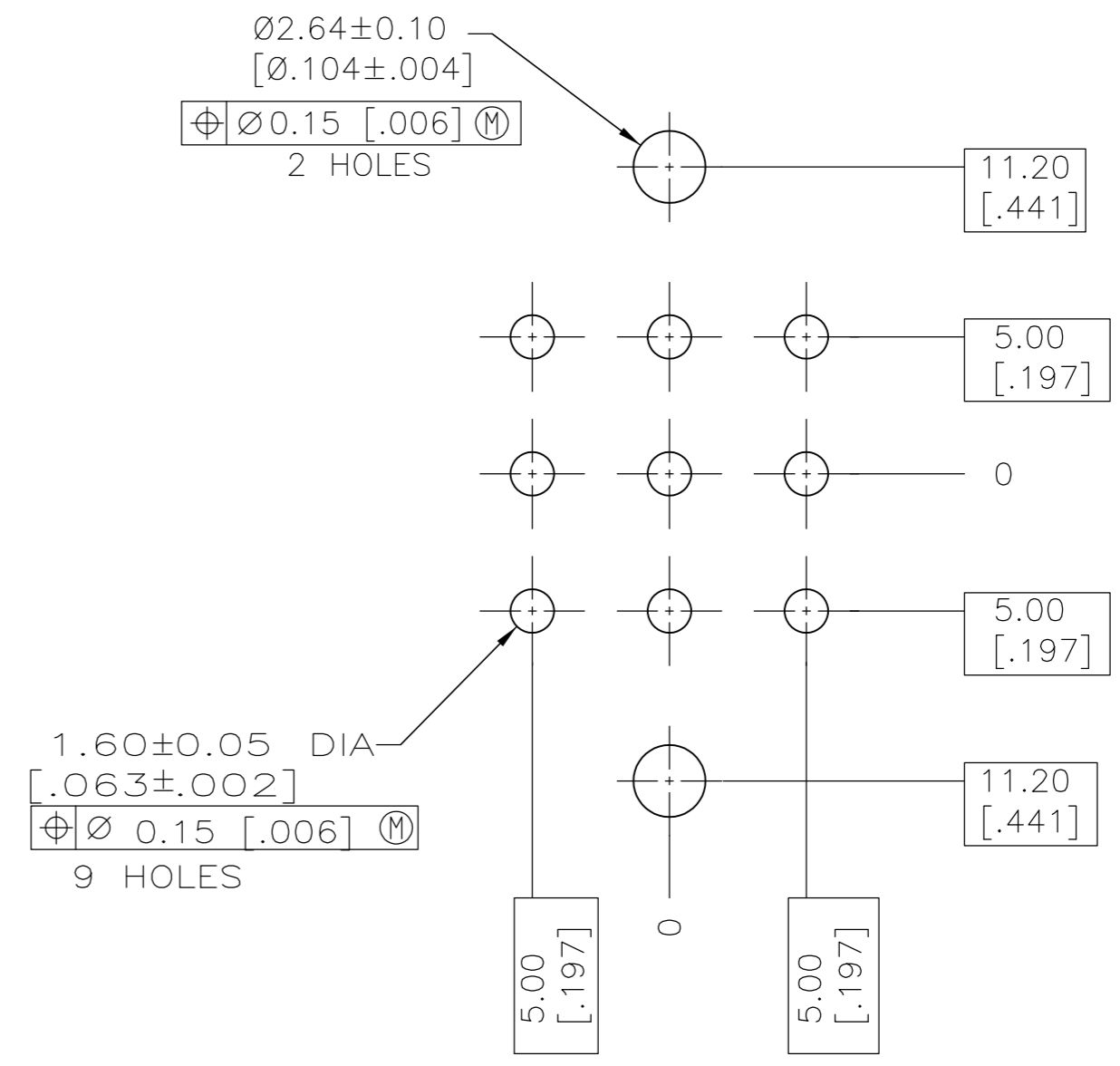
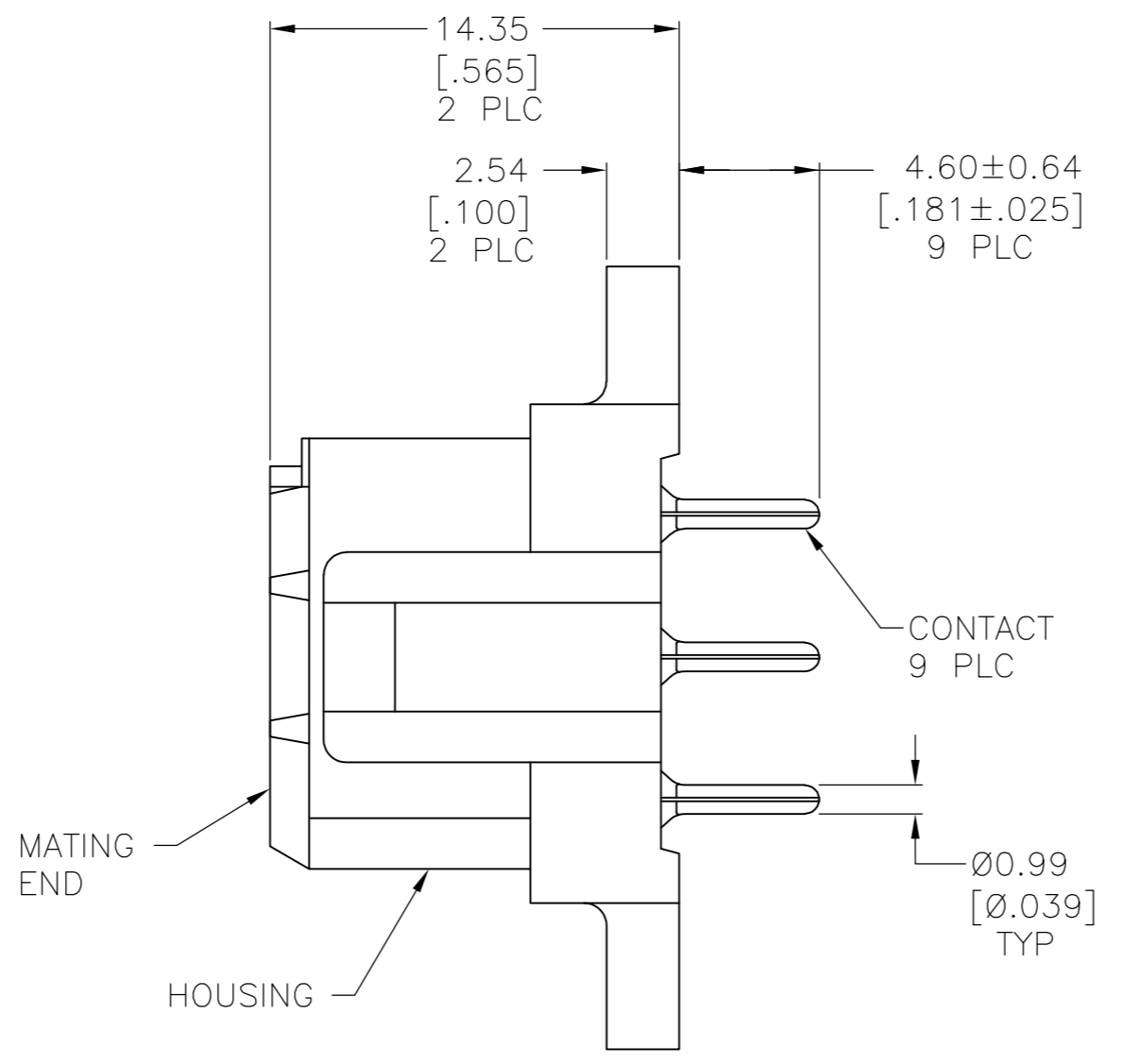
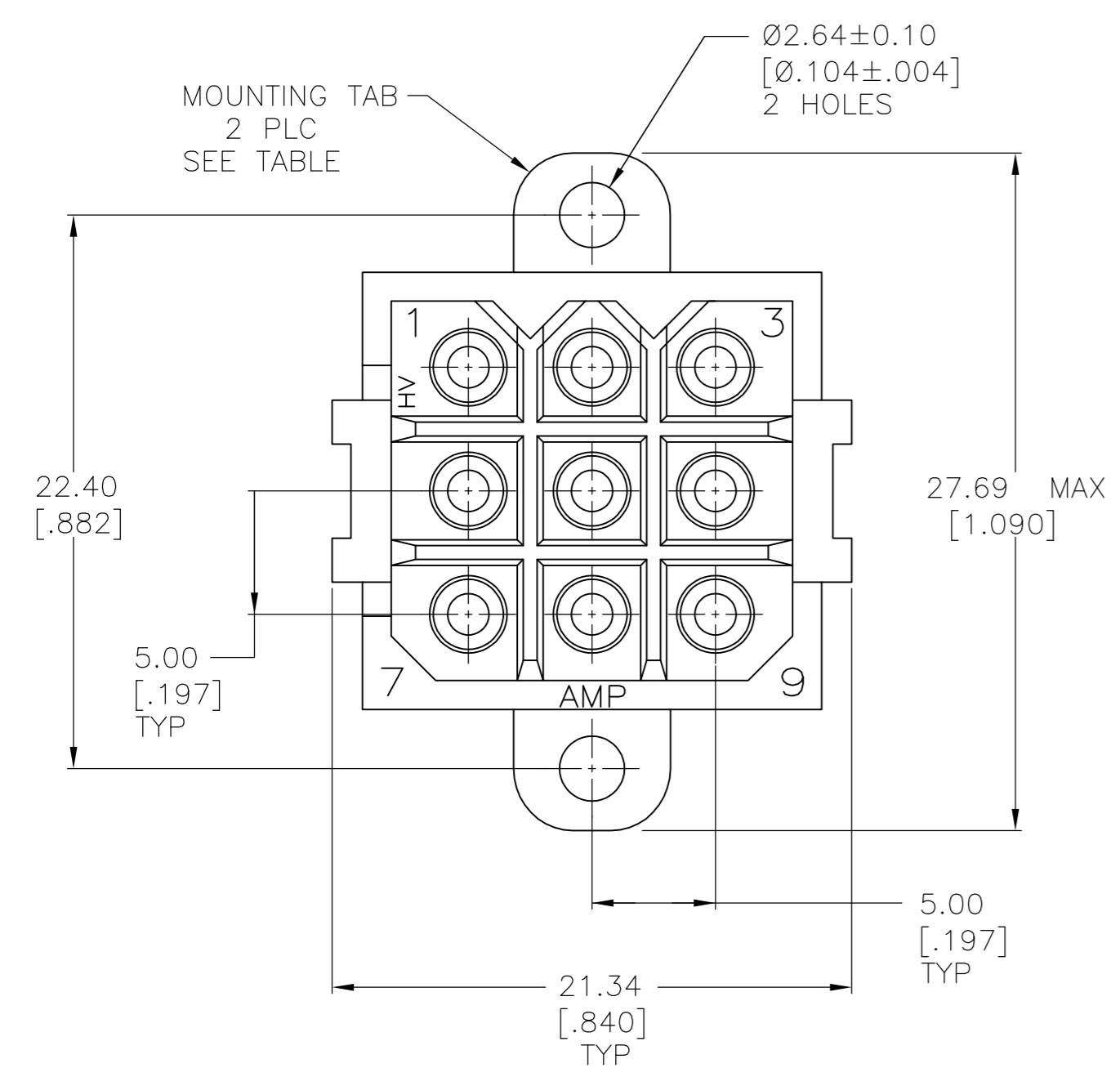


THIS DRAWING IS UNPUBLISHED. RELEASED FOR PUBLICATION
 © COPYRIGHT - By - ALL RIGHTS RESERVED.

REVISIONS				
P	LTR	DESCRIPTION	DATE	APVD
N		REVISED PER ECO-16-004940	08AUG2016	NK MZ



RECOMMENDED LAYOUT

- ① NYLON, UL 94-VO RATED, RED.
- ② PHOSPHOR BRONZE.
- ③ 3.81um [.000150] MIN TIN-LEAD OVER 1.27um [.000050] MIN NICKEL.
- ④ 0.76um [.000030] MIN GOLD FOR A LENGTH OF 4.95 [.195] MIN FROM MATING END, 3.81um [.000150] MIN TIN-LEAD FOR A LENGTH OF 4.88 [.192] MIN ON OPPOSITE END, BOTH OVER 1.27um [.000050] MIN NICKEL.
- ⑤ 3.81um [.000150] MIN TIN OVER 1.27um [.000050] MIN NICKEL.
- ⑥ 0.76um [.000030] MIN GOLD FOR A LENGTH OF 4.95 [.195] MIN FROM MATING END, 3.81um [.000150] MIN TIN FOR A LENGTH OF 4.88 [.192] MIN ON OPPOSITE END, BOTH OVER 1.27um [.000050] MIN NICKEL.

⑥	NO	1-207526-0
⑥	YES	207526-9
⑤	NO	207526-8
⑤	YES	207526-7
④	NO	207526-4
④	YES	207526-3
③	NO	207526-2
③	YES	207526-1
OBSOLETE		
CONTACT FINISH	MOUNTING TABS	PART NO

THIS DRAWING IS A CONTROLLED DOCUMENT.		DWN 03/20/92	L.SIPE	
DIMENSIONS: INCHES		CHK 3-25-92	R.STONE	
TOLERANCES UNLESS OTHERWISE SPECIFIED:		APVD -	NAME	
0 PLC ± -	1 PLC ± -	PRODUCT SPEC	108-10033	
2 PLC ± 0.25 [.010]	3 PLC ± -	APPLICATION SPEC	-	
4 PLC ± -	ANGLES ± -	WEIGHT	SIZE A2	CAGE CODE 00779
MATERIAL HOUSING: 1	FINISH CONTACT: SEE TABLE	CUSTOMER DRAWING	SCALE 4:1	SHEET 1 of 1
			DRAWING NO C=207526	RESTRICTED TO -
			REV N	

Mouser Electronics

Authorized Distributor

Click to View Pricing, Inventory, Delivery & Lifecycle Information:

[TE Connectivity:](#)

[207526-3](#)