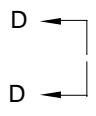
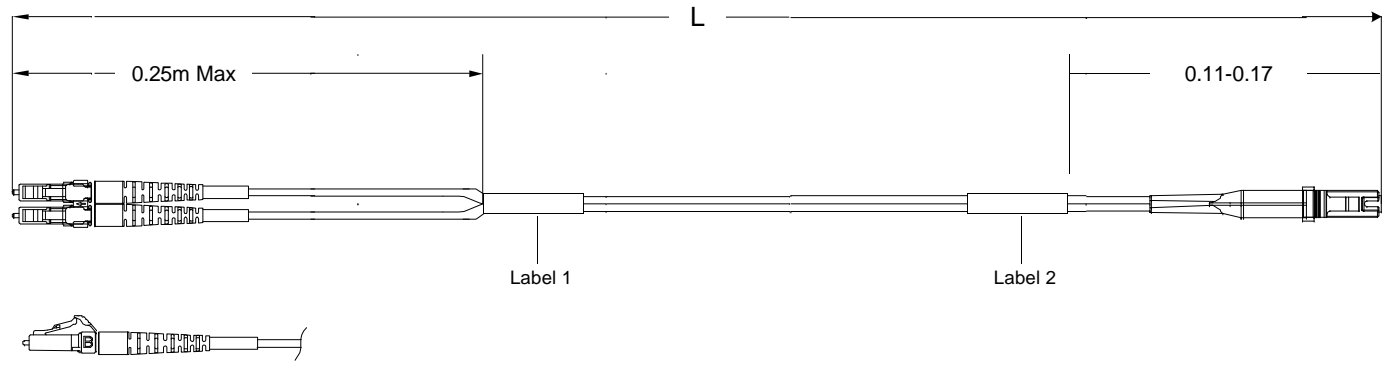


1907123
REV. 01
THIS DRAWING IS A CONTROLLED DOCUMENT

USED ON

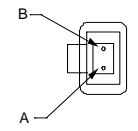


Left Side
 Connector(s): LC-Duplex Secure
 Mode: MM
 Housing Color: Slate
 Geom. Spec: N/A

Fiber Path
 A - - Fiber B
 B - - Fiber A

- Notes:
- 1 Product and Processing must meet requirements of Tyco Electronics Standard 230-702
 - 2 Includes dust caps (not shown on print).

Right Side
 Connector(s): MT-RJ (No Pins)
 Mode: MM
 Housing Color: Black
 Geom. Spec: 115-1215



VIEW D-D
 NOT TO SCALE

THIS INFORMATION IS CONFIDENTIAL AND PROPRIETARY TO TYCO ELECTRONICS, INC. IT IS THE PROPERTY OF TYCO ELECTRONICS, INC. AND IS NOT TO BE DISCLOSED TO ANY OTHER PERSON OR ENTITY WITHOUT THE WRITTEN AUTHORIZATION OF TYCO ELECTRONICS CORPORATION, HARRISBURG, PENNSYLVANIA

LOC
CE
DIST
16

A	Rev Per	EC#	RELEASE	7/28/2008	-	JD			
P	LTR		REVISION RECORD	DATE	DN	APVD			

DIMENSIONS:	TOLERANCES UNLESS OTHERWISE SPECIFIED:
meters	0 PLC ± .
	1 PLC ± .
	2 PLC ± .
	3 PLC ± .
	4 PLC ± .

Restricted To:

DWG	Cable Assy Configurator	MATERIAL		HEAT TREAT	
CHK	Joe Davis				
APVD	Joe Davis	AMP Tyco Electronics, Inc. Harrisburg, PA 17105-3608			
NAME	FO C/A - 2 fiber, 50/125, OFNP (Plenum) jacket, LC-Duplex Secure to MT-RJ (No Pins)				
SCALE	NTS	SIZE	A2	DRAWING NO	C- 1907123
SHEET	1 of 4	REV	A		

