

I/O Module Base FLKM ... I/O

Data Sheet 1139A

June 2004

Features

- Compact size
- Accepts Phoenix Contact, Opto 22 or Grayhill solid state standard and miniature sized plug-in relays
- Relay base incorporates fusing and LED indication
- Interconnected commoning pins
- Mounts on DIN-rail

Description

The FLKM ... I/O modules are constructed for DIN-rail mounting of standard and miniature solid state relays. These modules are designed to hold one, two or four Phoenix Contact Opto 22 or Grayhill standard sized solid state relay modules. These relays feature 4 kV optical isolation.

To simplify wiring, the modules have interconnected common pins to minimize common wiring.

For indication, an easy to see LED is located beside each relay. This LED is for local indication to verify the operation state of the I/O module.

These modules also feature local fusing for each I/O module. This will protect the module and the circuit from damaging excess current.




Figure 28. FLKM ... I/O

Table 10. FLKM ... I/O Specifications

General Specifications	
Technical Data	
INPUT DATA	
Rated voltage	30 V dc
Rated current	5 A
Wire size	#30-12 AWG
OUTPUT DATA	
Rated voltage	250 V ac
Rated current	5 A
General Data	
Compatible relays	pages 5-12 (miniature and standard)
Accessory hold down latch for miniature relays SIM-AMS/H	22 71 21 9
External fusing	5 A fast acting 5 x 20 mm

1139A025

I/O Module Base - FLKM ... I/O

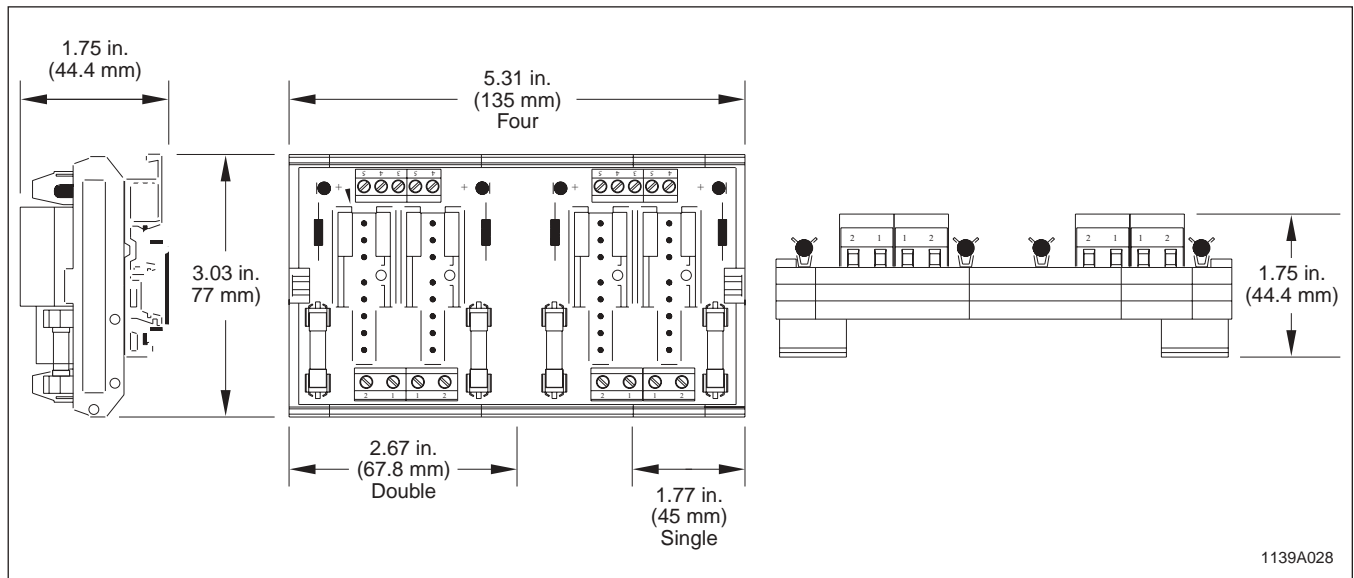


Figure 29. FLKM ... I/O Dimensions

Ordering Information

Description	Part Number	Pieces/Package
FLKM I/O (Single)	22 82 07 5	1
FLKM 2-I/O (Double)	22 82 08 8	1
FLKM 4-I/O (Four)	22 82 09 1	1
SIM-AMS/H	22 71 21 9	10

Hold down latch for miniature relays

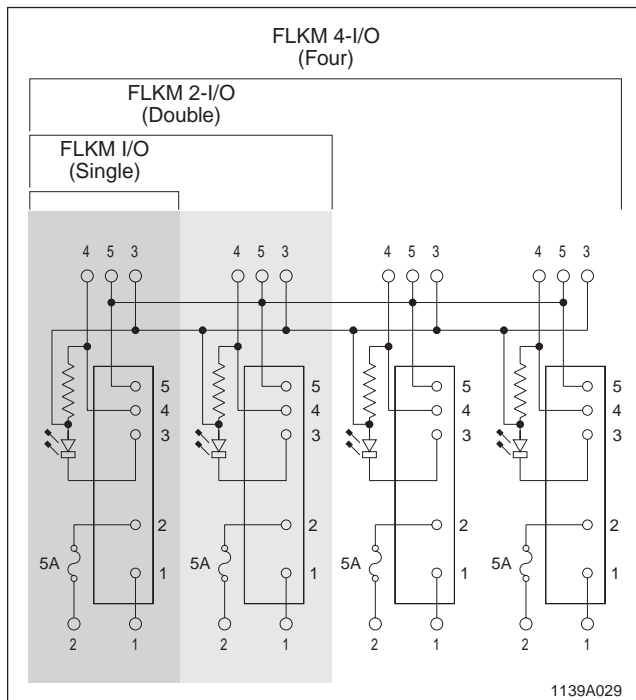


Figure 30. FLKM ... I/O Wiring Diagram

The information given herein is based on data believed to be reliable, but Phoenix Contact Inc. makes no warranties expressed or implied as to the accuracy and assumes no liability arising out of its use by others. This publication is not to be taken as license to operate under, or recommendation to infringe, any patent.