

Electronic housing - ME MAX 45 G 3-3 KMGY - 2713926

Please be informed that the data shown in this PDF Document is generated from our Online Catalog. Please find the complete data in the user's documentation. Our General Terms of Use for Downloads are valid (<http://phoenixcontact.com/download>)



Complete housing without vents, Cross connection: DIN rail bus connector, Color: light gray, Width: 45 mm, Constructional height: 114.5 mm, Number of positions cross connector: 5


The illustration shows the version ME MAX 45 2-2 KMGY (open housing) with DIN rail connector plugged in

Why buy this product

- Item is from the ME-MAX product range
- Easy mounting
- Available in overall widths from 6.2 mm to 90 mm, modular extension is possible
- Inflammability class V0 according to UL 94
- Variety of connection technologies
- Can be mounted on the DIN rail
- Optional with bus connector for DIN rail mounting as well as power connection system



Key commercial data

Packing unit	10 pc
Minimum order quantity	10 pc
GTIN	 4 017918 936273
Weight per Piece (excluding packing)	73.55 g
Custom tariff number	85369010
Country of origin	Germany

Technical data

General

Housing type	Complete housing
Housing material	Polyamide
Color	light gray

Ambient conditions

Ambient temperature (operation)	-40 °C ... 105 °C (depending on power dissipation)
---------------------------------	--

Electronic housing - ME MAX 45 G 3-3 KMGY - 2713926

Technical data

Dimensions

Length	99 mm
Constructional height	114.5 mm
Width	45 mm

Technical data

Connection in acc. with standard	CUL
Indicator1	CUL1
Inflammability class according to UL 94	V0
Power dissipation at 20°C in the horizontal mounting position	7.6 W 14.1 W
Number of positions	48

Classifications

eCl@ss

eCl@ss 4.0	27180401
eCl@ss 4.1	27180401
eCl@ss 5.0	27180506
eCl@ss 5.1	27180506
eCl@ss 6.0	27180802
eCl@ss 7.0	27182702
eCl@ss 8.0	27182702

ETIM

ETIM 2.0	EC001031
ETIM 3.0	EC001031
ETIM 4.0	EC001031
ETIM 5.0	EC001031

UNSPSC

UNSPSC 6.01	31261501
UNSPSC 7.0901	31261501
UNSPSC 11	31261501
UNSPSC 12.01	31261501
UNSPSC 13.2	31261501

Approvals

Approvals

Approvals

UL Recognized / cUL Recognized / cULus Recognized


Electronic housing - ME MAX 45 G 3-3 KMGY - 2713926

Approvals

Ex Approvals

Approvals submitted

Approval details

UL Recognized 

cUL Recognized 

cULus Recognized 

Accessories

Accessories

Device marking

Label sheet, DIN A4 - BMKLT 41,5X12 WH - 0813815

Label sheet, DIN A4, Sheet, white, unlabeled, can be labeled with: Office printing systems, Mounting type: Adhesive, Lettering field: 41.5 x 12 mm



DIN rail connector

DIN rail connector - ME 22,5 TBUS 1,5/ 5-ST-3,81 GN - 2707437



DIN rail connector for DIN rail mounting. Universal for TBUS housing. Gold-plated contacts, 5-pos.

Filler plug

Electronic housing - ME MAX 45 G 3-3 KMGY - 2713926

Accessories

Filler plugs - ME MAX B-22,5 KMGY - 2707929



Filler plug for unoccupied terminal points, color: Light gray

Ground contact

Electronic housing - ME FE-CONTACT - 2908294



Functional earth ground contact, for intermediate elements.

Electronic housing - ME FE-CONTACT - 2908294



Functional earth ground contact, for intermediate elements.

Printed circuit board housing

Printed-circuit board connector - MSTBO 2,5/4-6 ST SET KMGY - 2713764



Kit consisting of COMBICON header and screw connectors for 6 x 4 positions (24-pos.), color: Light gray

Electronic housing - ME 22,5 TBUS 1,5/ 5-ST-3,81 KMGY - 2713722



Plug component, Nominal current: 8 A, Nominal current (Ex): 8 A, Nominal voltage (Ex): 125 V, Number of positions: 5, Pitch: 3.81 mm, Color: light gray, Contact surface: Gold, Articles with gold-plated contacts, bus connectors for connecting with electronic housings

Electronic housing - ME MAX 45 G 3-3 KMGY - 2713926

Accessories

Component housing - HS LC-H-D3/ R1XC1 - 2202313



Fiber optics can be used for the ME, ME-MAX, ME-IO, ME PLC, and EH housing ranges (housing must be processed), Color: transparent

Component housing - HS LC-H-5X2/ R1XC1 - 2202314



Fiber optics can be used for the ME, ME-MAX, ME-IO, ME PLC, and EH housing ranges (housing must be processed), Color: transparent

Component housing - HS LC-H-D3/ R2XC1-5,08 - 2202315



Fiber optics can be used for the ME, ME-MAX, ME-IO, ME PLC, and EH housing ranges (housing must be processed), Color: transparent

Component housing - HS LC-H-D2/ R2XC1-2,54 - 2202316



Fiber optics can be used for the ME, ME-MAX, ME-IO, ME PLC, and EH housing ranges (housing must be processed), Color: transparent

Component housing - HS LC-H-D2/ R2XC2-2,54 - 2202317



Fiber optics can be used for the ME, ME-MAX, ME-IO, ME PLC, and EH housing ranges (housing must be processed), Color: transparent

Electronic housing - ME MAX 45 G 3-3 KMGY - 2713926

Accessories

Component housing - HS LC-H-D2/ R2XC5-2,54 - 2202318



Fiber optics can be used for the ME, ME-MAX, ME-IO, ME PLC, and EH housing ranges (housing must be processed), Color: transparent

Component housing - HS LC-H-D2/ R2XC10-2,54 - 2202319



Fiber optics can be used for the ME, ME-MAX, ME-IO, ME PLC, and EH housing ranges (housing must be processed), Color: transparent

Component housing - HS LC-H-D2/ R4XC2-2,54 - 2202320



Fiber optics can be used for the ME, ME-MAX, ME-IO, ME PLC, and EH housing ranges (housing must be processed), Color: transparent

Component housing - HS LC-H-D2/ R4XC5-2,54 - 2202321



Fiber optics can be used for the ME, ME-MAX, ME-IO, ME PLC, and EH housing ranges (housing must be processed), Color: transparent

Component housing - HS LC-H-D2/ R4XC9-2,54 - 2202322



Fiber optics can be used for the ME, ME-MAX, ME-IO, ME PLC, and EH housing ranges (housing must be processed), Color: transparent

Electronic housing - ME MAX 45 G 3-3 KMGY - 2713926

Accessories

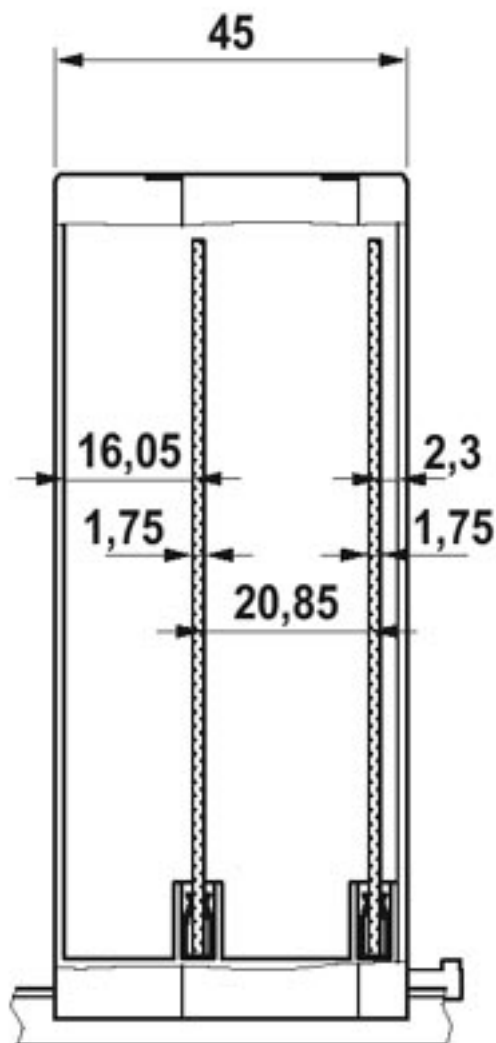
Component housing - HS LC-H-D2/ R4XC10-2,54 - 2202323



Fiber optics can be used for the ME, ME-MAX, ME-IO, ME PLC, and EH housing ranges (housing must be processed), Color: transparent

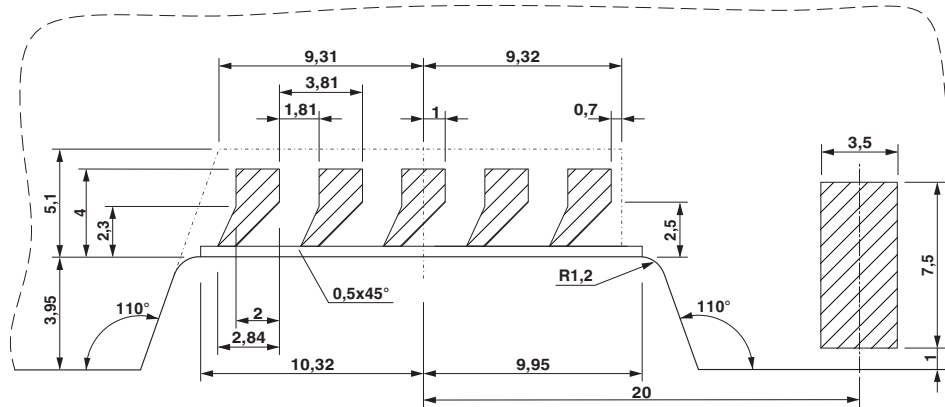
Drawings

Dimensioned drawing



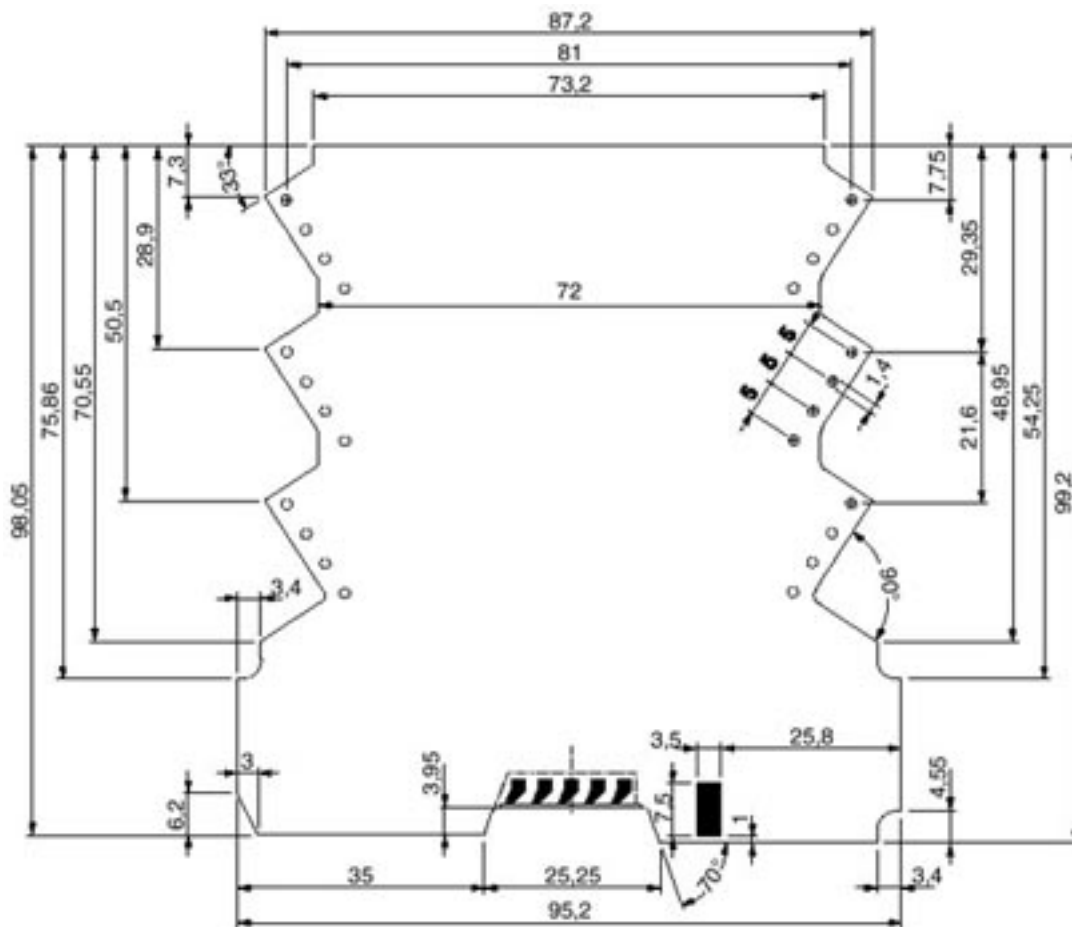
Electronic housing - ME MAX 45 G 3-3 KMGY - 2713926

Drilling diagram



Detailed dimensional drawing of the DIN rail connector contact pads

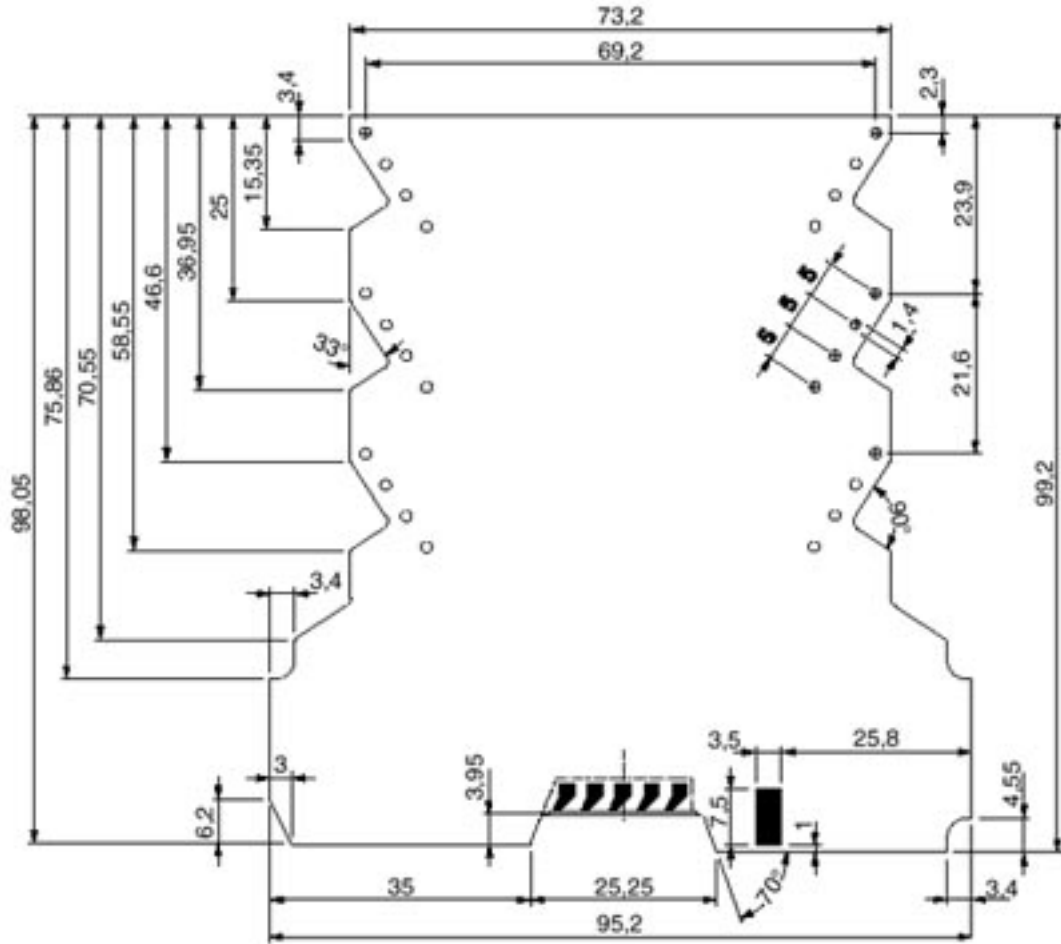
Dimensioned drawing



Dimensional drawing of the ME MAX 3-3 printed circuit board, for printed circuit terminal block connection (MKDSO), view: component side

Electronic housing - ME MAX 45 G 3-3 KMGY - 2713926

Dimensioned drawing



Dimensional drawing of the ME MAX 3-3 printed circuit board for plug connection (MSTBO), view: component side