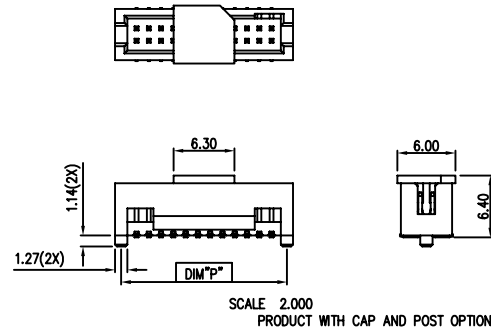
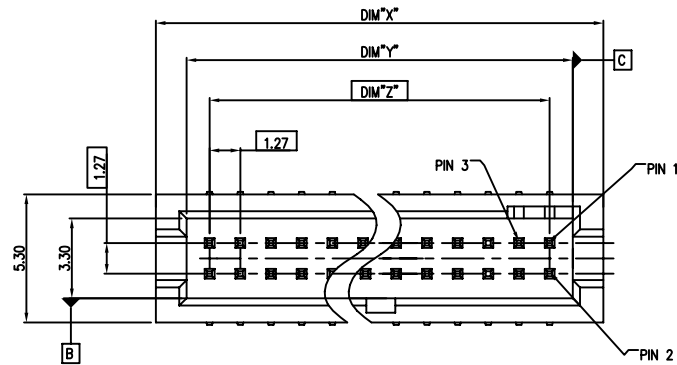
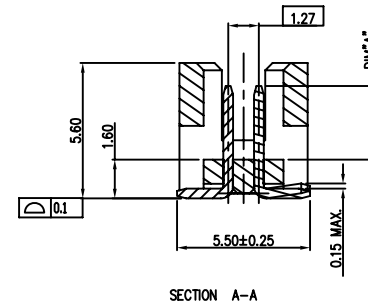
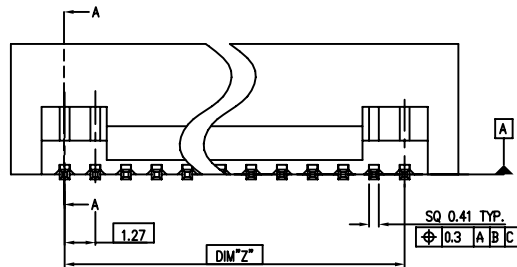


PART NO.
20021221



- NOTES:
- 1.MATERIAL:
HOUSING: HIGH TEMPERATURE THERMOPLASTIC, UL94-V0 BLACK.
TERMINAL: COPPER ALLOY
 - 2.ONLY SHOWN THE FEATURE OF THE ABSENT PIN,THE OTHER SPEC IS THE SAME AS THE FULL PIN PRODUCT.
 - 3.THE HOUSING WILL WITHSTAND EXPOSURE TO 260°C PEAK TEMPERATURE FOR 10 SECONDS IN A CONVECTION INFRA-RED OR VAPOR PHASE REFLOW OVEN.
 - 4.THIS PRODUCT MEETS EUROPEAN UNION DIRECTIVES AND OTHER COUNTRY REGULATIONS AS DESCRIBED IN GS-22-008.
 - 5.PRODUCT SPEC: GS-12-629
 - 6.PACKAGE SPEC: GS-14-1420
 - 7.THE METAL CAP IS OPTION AS CUSTOMER REQUIREMENT.



mat'l. code				surface	tolerance	projection	product family			
ltr	ecn no	dr	date	ISO 1302	ISO 406	ISO 1101	MINITEK127®			
N	ELX-N-23548	TIM	03/21/16	tolerances unless otherwise specified			title			
				angles	linear	mm	SHROUDED HDR VT SMT			
				0°±2'		scale 1:1				
				dr	ZK HU	08/07/12	dwg no			
				engr	ZK HU	08/07/12	sheet 1 of 3			
				chr	BIAN RICK	08/07/12	20021221			
				appd	BIAN RICK	08/07/12	A3			
sheet	revision	N	N	N			type			
index	sheet	1	2	3			Product Customer Drawing			

A

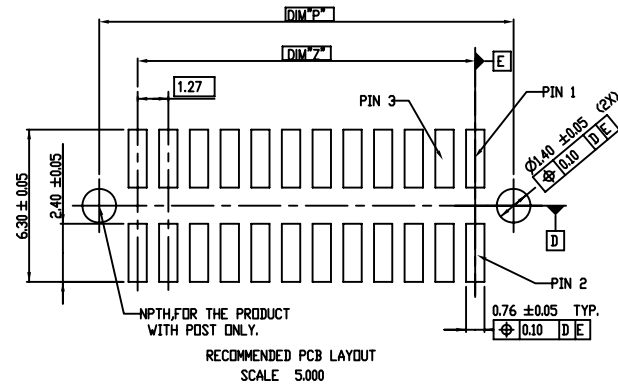
B

C

D

PART NO.	POS.	DIM"X"	DIM"Y"	DIM"Z"	DIM"P"
20021221-XX06XXLF	2 X 3	6.99	4.45	2.54	5.72
20021221-XX08XXLF	2 X 4	8.26	5.72	3.81	6.99
20021221-XX10XXLF	2 X 5	9.53	6.99	5.08	8.26
20021221-XX12XXLF	2 X 6	10.80	8.26	6.35	9.53
20021221-XX14XXLF	2 X 7	12.07	9.53	7.62	10.80
20021221-XX16XXLF	2 X 8	13.34	10.80	8.89	12.07
20021221-XX18XXLF	2 X 9	14.61	12.07	10.16	13.34
20021221-XX20XXLF	2 X 10	15.88	13.34	11.43	14.61
20021221-XX22XXLF	2 X 11	17.15	14.61	12.70	15.88
20021221-XX24XXLF	2 X 12	18.42	15.88	13.97	17.15
20021221-XX26XXLF	2 X 13	19.69	17.15	15.24	18.42
20021221-XX28XXLF	2 X 14	20.96	18.42	16.51	19.69
20021221-XX30XXLF	2 X 15	22.23	19.69	17.78	20.96
20021221-XX32XXLF	2 X 16	23.50	20.96	19.05	22.23
20021221-XX34XXLF	2 X 17	24.77	22.23	20.32	23.50
20021221-XX36XXLF	2 X 18	26.04	23.50	21.59	24.77
20021221-XX38XXLF	2 X 19	27.31	24.77	22.86	26.04
20021221-XX40XXLF	2 X 20	28.58	26.04	24.13	27.31
20021221-XX42XXLF	2 X 21	29.85	27.31	25.40	28.58
20021221-XX44XXLF	2 X 22	31.12	28.58	26.67	29.85
20021221-XX46XXLF	2 X 23	32.39	29.85	27.94	31.12
20021221-XX48XXLF	2 X 24	33.66	31.12	29.21	32.39
20021221-XX50XXLF	2 X 25	34.93	32.39	30.48	33.66
20021221-XX52XXLF	2 X 26	36.20	33.66	31.75	34.93
20021221-XX54XXLF	2 X 27	37.47	34.93	33.02	36.20
20021221-XX56XXLF	2 X 28	38.74	36.20	34.29	37.47
20021221-XX58XXLF	2 X 29	40.01	37.47	35.56	38.74
20021221-XX60XXLF	2 X 30	41.28	38.74	36.83	40.01
20021221-XX62XXLF	2 X 31	42.55	40.01	38.10	41.28
20021221-XX64XXLF	2 X 32	43.82	41.28	39.37	42.55
20021221-XX66XXLF	2 X 33	45.09	42.55	40.64	43.82
20021221-XX68XXLF	2 X 34	46.36	43.82	41.91	45.09
20021221-XX70XXLF	2 X 35	47.63	45.09	43.18	46.36
20021221-XX72XXLF	2 X 36	48.90	46.36	44.45	47.63
20021221-XX74XXLF	2 X 37	50.17	47.63	45.72	48.90
20021221-XX76XXLF	2 X 38	51.44	48.90	46.99	50.17
20021221-XX78XXLF	2 X 39	52.71	50.17	48.26	51.44
20021221-XX80XXLF	2 X 40	53.98	51.44	49.53	52.71
20021221-XX82XXLF	2 X 41	55.25	52.71	50.80	53.98
20021221-XX84XXLF	2 X 42	56.52	53.98	52.07	55.25
20021221-XX86XXLF	2 X 43	57.79	55.25	53.34	56.52
20021221-XX88XXLF	2 X 44	59.06	56.52	54.61	57.79
20021221-XX90XXLF	2 X 45	60.33	57.79	55.88	59.06

PART NO.	POS.	DIM"X"	DIM"Y"	DIM"Z"	DIM"P"
20021221-XXX92XXLF	2 X 46	61.60	59.06	57.15	60.33
20021221-XXX94XXLF	2 X 47	62.87	60.33	58.42	61.60
20021221-XXX96XXLF	2 X 48	64.14	61.60	59.69	62.87
20021221-XXX98XXLF	2 X 49	65.41	62.87	60.96	64.14
20021221-XXXA0XXLF	2 X 50	66.68	64.14	62.23	65.41



20021221-X X XX X X LF

LEAD FREE
PLATING CODE

- 1: GOLD FLASH AT CONTACT, 127um MIN. MATTE TIN AT TAIL
- 2: GOLD FLASH AT CONTACT, GOLD FLASH AT TAIL
- 4: 0.25um Au MIN. AT CONTACT, 127um MIN. MATTE TIN AT TAIL
- 5: 0.25um Au MIN. AT CONTACT, GOLD FLASH AT TAIL
- 6: 0.38um GXT MIN. AT CONTACT, 127um MIN. MATTE TIN AT TAIL
- 7: 0.38um GXT MIN. AT CONTACT, GOLD FLASH AT TAIL
- 8: 0.76um GXT MIN. AT CONTACT, 127um MIN. MATTE TIN AT TAIL
- 9: 0.76um GXT MIN. AT CONTACT, GOLD FLASH AT TAIL

PACKING STYLE

- T: TUBE
- D: TUBE + CAP
- C: TAPE & REEL + CAP
- PIN NO. SEE TABLE

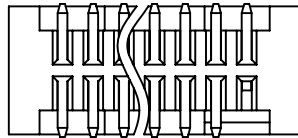
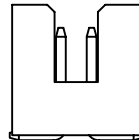

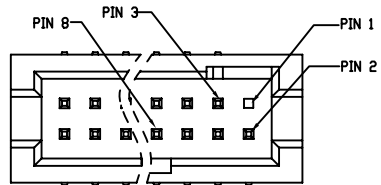
SELECTED LOADED

- 0: FULLY LOADED, OTHER SEE SHEET 3 NOTE 2
- MATING LENGTH(DIM"A")
- 0: 3.05MM

POST OPTION

- 0: WITHOUT POST
- 1: WITH POST

mat'l. code				surface	tolerance	projection	product family		
				ISO 1302	ISO 406	ISO 1101	MINITEK127®		
ltr	ecn no	dr	date	angles	linear	mm	title		
N				0°±2°	.0±.30 .00±.20 .000±.10	scale 1:1	SHROUDED HDR VT SMT		
				dr	ZK HU	08/07/12	dwg no		
				engr	ZK HU	08/07/12	sheet 2 of 3		
				chr	BIAN RICK	08/07/12	20021221		
				appd	BIAN RICK	08/07/12	A3		
sheet				revision			type Product Customer Drawing		
index				sheet					



PART NUMBER	AMOUNT OF PINS	PIN FREE LEADED
20021221-XX108XXLF	7	PIN #3
20021221-XX110XXLF	9	PIN #3
20021221-XX214XXLF	13	PIN #1
20021221-XX206XXLF	5	PIN #1
20021221-XX312XXLF	11	PIN #8

PART NUMBER 20021221-XX214XXLF
REMOVE PIN 1 FOR REFERENCE

mat'l. code				surface ISO 1302 ✓	tolerance ISO 406 ISO 1101 tolerances unless otherwise specified	projection 1101 mm	product family MINITEK127®			
ltr	ecr no	dr	date	angles	linear	mm	title SHROUDED HDR VT SMT			
N				0°±2°	.00±.20 .000±.10	scale 1:1	dwg no 20021221			
				dr	ZK HU	08/07/12	sheet3 of 3 size A3			
				engr	ZK HU	08/07/12	type Product Customer Drawing			
				chr	BIAN RICK	08/07/12				
				appd	BIAN RICK	08/07/12				
sheet index	revision sheet									