



RECTANGULAR POWER CONNECTORS



✓ Active

↓ **PRODUCT DRAWING**
English

↓ **3D PDF**



TE CONNECTIVITY (TE)

MICRO MNL HDR ASSY S/ROW AU LF

MATE-N-LOK | Micro MATE-N-LOK

2-1445093-6

TE Internal Number: 2-1445093-6

Always EU RoHS/ELV Compliant

Product Type **Header**

Housing Type **Plug**

Connector System **Wire-to-Board**

Applies To **Printed Circuit Board**

Contact Current Rating (A) **5**

Product Drawings

[VERTICAL THRU HOLE HEADER ASSY, 0.76 MIC GOLD CONTACTS, W/PCB PLZN FEATURE,SGL R](#)

PDF
English

CAD Files

[Customer View Model](#)

2D_DXF.ZIP
English

[3D PDF](#)

PDF
3D

[Customer View Model](#)

3D_IGS.ZIP
English

[Customer View Model](#)

3D_STP.ZIP
English

Catalog Pages/Data Sheets

[SOFT_SHELL_PIN_AND_SOCKET_CONNECTORS_CATALOG](#)

PDF
English

[1773458-4_MICRO_MATE_N_LOK_CONNECTOR_SYSTEM_QRG](#)

PDF
English

Product Specifications

Application Specification

[Micro MATE-N-LOK Connectors](#)

PDF
English

Please review product documents or [contact us](#) for the latest agency approval information. Please Note: Use the Product Drawing for all design activity.

Product Type Features	Product Type	Header
	Housing Type	Plug
	Contact Type	Pin
Configuration Features	Number of Positions	6
	Centerline	3 mm [.118 in]
	PCB Mounting Orientation	Vertical
	Number of Rows	1
	Multiple Contact Types	Without
	Contact Layout	Inline
Electrical Characteristics	Contact Current Rating (A)	5
	Operating Voltage (VAC)	250
	Operating Voltage (VDC)	250
Contact Features	Contact Termination Area Plating Material	Tin
	Contact Termination Area Plating Thickness	2.54 μm [100 μin]
Termination Features	Wire/Cable Size (AWG)	30 – 20
	Wire/Cable Size (mm ²)	.05 – .51
	Wire/Cable Size (CMA)	100.5 – 1022
	Termination Method to Wire/Cable	Solder
	Termination Method to PC Board	Through Hole
	Termination Post/Tail Length	3.18 mm [.125 in]
Mechanical Attachment	Mating Alignment	With
	Mating Retention	With
	PCB Mount Retention	With
	PCB Mount Retention Type	Retention Bump
	Mating Alignment Type	Polarization
	PCB Mount Alignment Type	Polarization
	PCB Mount Alignment	With
	Mating Retention Type	Locking Tab
	Panel Mount Retention	Without
Housing Features	UL Flammability Rating	UL 94V-0
	Housing Color	Black

Housing Material

High Temperature Nylon

Dimensions

Width (mm)

3.86

Height (mm)

9.24

PCB Thickness (Recommended)

1.57 mm [.062 in]

Length (mm)

19

Usage Conditions

Sealed Condition

Not Sealed

Operation/Application

Connector System

Wire-to-Board

Applies To

Printed Circuit Board

Operating Temperature

-40 – 105 °C [-40 – 221 °F]

Industry Standards

VDE Tested

Yes

CSA Rating

Certified

Agency/Standard Number

E28476

UL Rating

Recognized

CSA File Number

LR7189

Agency/Standard

CSA, UL

Packaging Features

Packaging Method

Tray, Tray/Box

Packaging Quantity





182

Product Compliance

[Statement of Compliance](#)
PDF

[VIEW ALL PRODUCT COMPLIANCE](#)

CUSTOMERS ALSO BOUGHT

RECTANGULAR POWER CONNECTORS	RECTANGULAR POWER CONNECTORS	RECTANGULAR POWER CONNECTORS	RADIAL-LEADED DEVICES
			
MICRO MNL HDR ASSY S/ROW AU LF 2-1445093-4	MICRO MNL HDR ASSY S/ROW AU LF 2-1445093-5	MICRO MNL HDR ASSY S/ROW AU LF 2-1445093-3	RHEF450-2 RHEF450-2
Save to List Find Similar Products	Save to List Find Similar Products	Save to List Find Similar Products	Save to List Find Similar Products



Products - 1 Results

[View All](#)

[Compare 0/10](#)

Relation Type

RELATIONSHIP

Mating Products

Used to identify Mating Parts

[See All Mating Products](#)

PRODUCT - MATING PRODUCTS



Connectors - Rectangular Power Connectors
MATE-N-LOK | Micro MATE-N-LOK

Always EU RoHS/ELV Compliant

**MICRO MNL RFECEPT
HSG SINGLE R
- 1445022-6**

TE INTERNAL NUMBER: 1445022-6

Active