

Current transducers - MACX MCR-SL-CAC- 5-I - 2810612

Please be informed that the data shown in this PDF Document is generated from our Online Catalog. Please find the complete data in the user's documentation. Our General Terms of Use for Downloads are valid (<http://phoenixcontact.com/download>)



Current measuring transducer for 1 A and 5 A AC, the output signal 0...20 mA or 4...20 mA, can be configured using a DIP switch with an operating mode indication through an LED

The figure shows 2810625 MACX MCR-SL-CAC-5-I-UP

Product description

The MACX MCR-SL-CAC-5-I(-UP) current measuring transducers convert sinusoidal alternating currents of 1 A or 5 A into standard analog signals 0...20 mA or 4...20 mA. The DIP switches, which can be accessed on the upper side of the housing, can be used to configure the input and output current.

The MACX MCR-SL-CAC-5-I current transducer contains a supply voltage range of 19.2 V DC to 30 V DC.

The MACX MCR-SL-CAC-5-I current transducer contains a long range version with a supply voltage range of 19.2 V AC/DC to 253 V AC/DC.

Product Features

- Input/output can be configured via DIP switches



Key commercial data

Packing unit	1 pc
Weight per Piece (excluding packing)	176.8 GRM
Custom tariff number	85437090
Country of origin	Germany

Technical data

Dimensions

Width	22.5 mm
Height	104 mm
Depth	114.5 mm

Ambient conditions

Ambient temperature (operation)	-20 °C ... 65 °C (-4°F ... 149°F)
---------------------------------	-----------------------------------

Current transducers - MACX MCR-SL-CAC- 5-I - 2810612

Technical data

Ambient conditions

Ambient temperature (storage/transport)	-40 °C ... 85 °C (-40°F...185°F)
Maximum altitude	2000 m
Degree of protection	IP20

Input data

Configurable/programmable	Via DIP switches
Operate threshold	0.3 % (1 A) 0.45 % (5 A)
Setting range for min. input current	0 A AC ... 1 A AC (configurable)
Setting range for max. input current	0 A AC ... 5 A AC (configurable)
Overload capacity	2 x I _N (continuous)
Surge strength	20 x I _N (1 s)
Nominal frequency f _N	50 Hz
Frequency measuring range	45 Hz ... 65 Hz
Connection method	Screw terminal block

Output data

Output name	Current output
Configurable/programmable	Via DIP switches
Current output signal	0 mA ... 20 mA (configurable) 4 mA ... 20 mA (configurable)
Max. output current	25 mA
Load/output load current output	< 500 Ω (at 20 mA)
Status display	LED red (error), LED green (ready)

Switching output

Output name	No switching output
-------------	---------------------

Power supply

Nominal supply voltage	24 V DC (-20 %...+25 %)
Supply voltage range	19.2 V DC ... 30 V DC
Max. current consumption	< 32 mA (at U _B =24 V DC, I _{OUT} =20 mA)
Power consumption	< 0.9 W (at U _B =24 V DC, I _{OUT} =20 mA)

Connection data

Connection method	Screw connection
Conductor cross section solid min.	0.2 mm ²
Conductor cross section solid max.	2.5 mm ²
Conductor cross section AWG/kcmil min.	24
Conductor cross section AWG/kcmil max	14

Current transducers - MACX MCR-SL-CAC- 5-I - 2810612

Technical data

Connection data

Conductor cross section stranded min.	0.2 mm ²
Conductor cross section stranded max.	2.5 mm ²
Stripping length	8 mm
Screw thread	M3

General

Maximum transmission error	≤ 0.5 % (of nominal range value under nominal conditions)
Maximum temperature coefficient	< 0.02 %/K
Temperature coefficient, typical	< 0.015 %/K
Step response (10-90%)	max. 300 ms typ. 200 ms
Surge voltage category	II
Pollution degree	2
Test voltage input/output	4 kV (50 Hz, 1 min.)
Test voltage output/power supply	1.5 kV (50 Hz, 1 min.)
Electromagnetic compatibility	Conformance with EMC Directive 2004/108/EC
Noise emission	EN 61000-6-4
Noise immunity	EN 61000-6-2 When being exposed to interference, there may be minimal deviations.
Color	green
Housing material	Polyamide PA non-reinforced
Mounting position	any
Conformance	CE-compliant
ATEX	# II 3 G Ex nA IIC T4 Gc X
UL, USA / Canada	UL 508 Recognized

Classifications

eCl@ss

eCl@ss 4.0	27200303
eCl@ss 4.1	27200303
eCl@ss 5.0	27200303
eCl@ss 5.1	27200303
eCl@ss 6.0	27200303
eCl@ss 7.0	27142316
eCl@ss 8.0	27210123

Current transducers - MACX MCR-SL-CAC- 5-I - 2810612

Classifications

ETIM

ETIM 2.0	EC001440
ETIM 3.0	EC001440
ETIM 4.0	EC001440
ETIM 5.0	EC002475

UNSPSC

UNSPSC 6.01	30211506
UNSPSC 7.0901	39121008
UNSPSC 11	39121008
UNSPSC 12.01	39121008
UNSPSC 13.2	39121008

Approvals

Approvals

Approvals

UL Recognized / cUL Recognized / cUL Recognized / cULus Recognized


Ex Approvals

ATEX

Approvals submitted

Approval details

UL Recognized 

cUL Recognized 
--

Current transducers - MACX MCR-SL-CAC- 5-I - 2810612

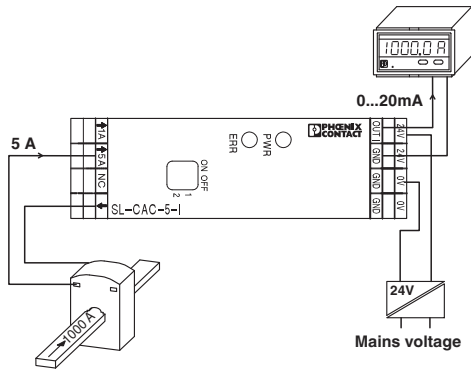
Approvals

cUL Recognized

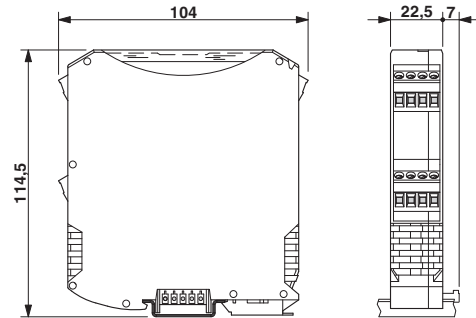
cULus Recognized

Drawings

Application drawing



Dimensioned drawing



Current measurement

Circuit diagram

