

IB ST 24 BAI 8/I


Order No.: 2721028

The illustration shows version IB ST 24 BAI 8/U

<http://eshop.phoenixcontact.de/phoenix/treeViewClick.do?UID=2721028>

INTERBUS-ST analog input module, 8 inputs, 0 to 10 V, 0 to 5 V, 0 to 25 V, 0 to 50 V, IP20 protection, consisting of: Terminal part with screw connection and module electronics

Commercial data

GTIN (EAN)	
sales group	K402
Pack	1 pcs.
Customs tariff	85389091
Catalog page information	Page 239 (AX-2011)

<http://www.download.phoenixcontact.com>
Please note that the data given here has been taken from the online catalog. For comprehensive information and data, please refer to the user documentation. The General Terms and Conditions of Use apply to Internet downloads.

Product description

INTERBUS ST standard analog input modules

The wide range of INTERBUS analog input modules makes it possible to choose the ideal product for a variety of applications.

All commercially available analog standard sensors with voltage or current signals can be connected. Particular features of the INTERBUS analog input modules are:

- High accuracy of measurement
- Extremely rapid acquisition of measurement values
- Very good interference and common mode suppression
- A constant voltage source for the connection of passive sensors

Moreover, a host of measures guarantee a high standard of operational reliability, even under extreme industrial environmental conditions. In addition to integrated safety systems, such as:

- Watchdog monitoring of the processor, or
- Monitoring the supply voltage, in particular, comprehensive EMC measures, for example, a new shielding concept

There is a separate shield connection option for each input, without extra external wiring necessary. The connection to protective earth ground is created automatically when the module is snapped onto the DIN rail.

All the typical advantages of INTERBUS ST handling, such as multi-wire connection method and plug-in electronics are available.

Technical data

Interfaces

Interface	ST local bus
Connection method	ST local bus connector
Transmission physics	Copper

Power supply

Communications power U_L	9 V DC (from the ST local bus)
Typical current consumption	68 mA (without passive sensors)
Max. current consumption	160 mA (without passive sensors)
I/O voltage	± 24 V DC 5 % (ripple)
Peripherals voltage range	18.5 V DC ... 30.2 V DC
Max. power consumption from the local bus	135 mA (from the ST local bus)
	115 mA (from the ST local bus)

Electrical isolation

Test section	Bus/Inputs 500 V AC 50 Hz 1 min
	Supply voltage/inputs 500 V AC 50 Hz 1 min
	Supply voltage/Ground conductor 500 V AC 50 Hz 1 min
	I/O voltage/Ground conductor 500 V AC 50 Hz 1 min

Inputs

No. of channels	8
Note on the number of channels	single-ended voltage inputs
Connection method	2-wire

Current input signal	4 mA ... 20 mA
	0 mA ... 20 mA
	0 mA ... 40 mA
	0 mA ... 60 mA
Input resistance current input	77 Ω
Current input quantization	62.7 μA (8 bit/3.91 μA 12 bit)
Basic error limit	0.19 %
Measuring principle	Successive approximation
Measured value monitoring to the PLC	8 bits: 2 measured values per data word
Measured value representation	8 bits straight binary
Measured value resolution	8 / 12 bits (can be selected via software)
A/D conversion time	10 μs (per channel)
Process data update	0.4 ms (per channel / 1.6 ms four channels, 3.2 ms all channels)
Limit frequency (3 dB)	1 kHz

General data

Weight	600 g
Width	118 mm
Height	117 mm
Length	116 mm
Mounting type	DIN rail

Certificates / Approvals



Certification CUL, GOST, UL

Accessories

Item	Designation	Description
Bridges		
2836269	EB 84 IB ST BU	Insertion bridges, divisible, isolated comb spine, color blue, 84-pos.
2836272	EB 84 IB ST RD	Insertion bridges, divisible, isolated comb spine, color red, 84-pos.

Cable/conductor

2836492	IB ST LBC	Spare local bus cable, for INTERBUS-ST modules
---------	-----------	--

Fuse

2753452	IBS TR5 0,2AT	Replacement fuse, for INTERBUS-ST modules
2753478	IBS TR5 0,4AT	Replacement fuse, for INTERBUS-ST modules

Replacement clamping part

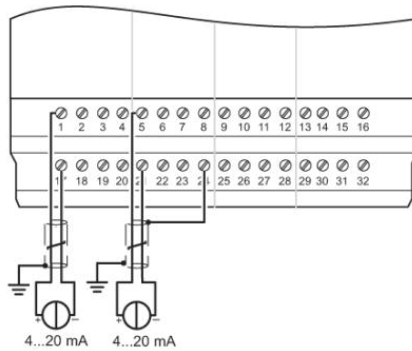
2753067	IB STTB 24 AI 4/SF	Replacement clamping part for IB ST 24 AI 4/SF(4), IB ST 24 AI 4/BP and IB ST 24 BAI 8/U(I)
---------	--------------------	---

Replacement module electronics

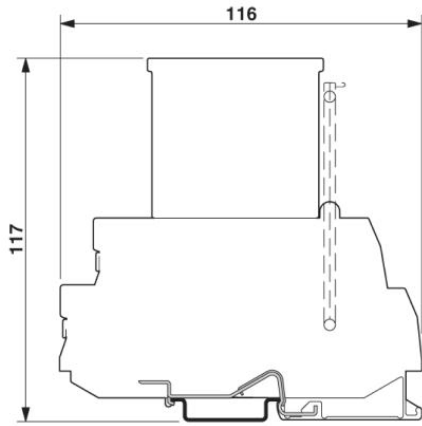
2721206	IB STME 24 BAI 8/I	Replacement module electronics for IB ST (ZF) 24 BAI 8/I
---------	--------------------	--

Diagrams/Drawings

Connection diagram



Dimensioned drawing



Address

PHOENIX CONTACT Inc., USA
586 Fulling Mill Road
Middletown, PA 17057, USA
Phone (800) 888-7388
Fax (717) 944-1625
<http://www.phoenixcon.com>



© 2011 Phoenix Contact
Technical modifications reserved;