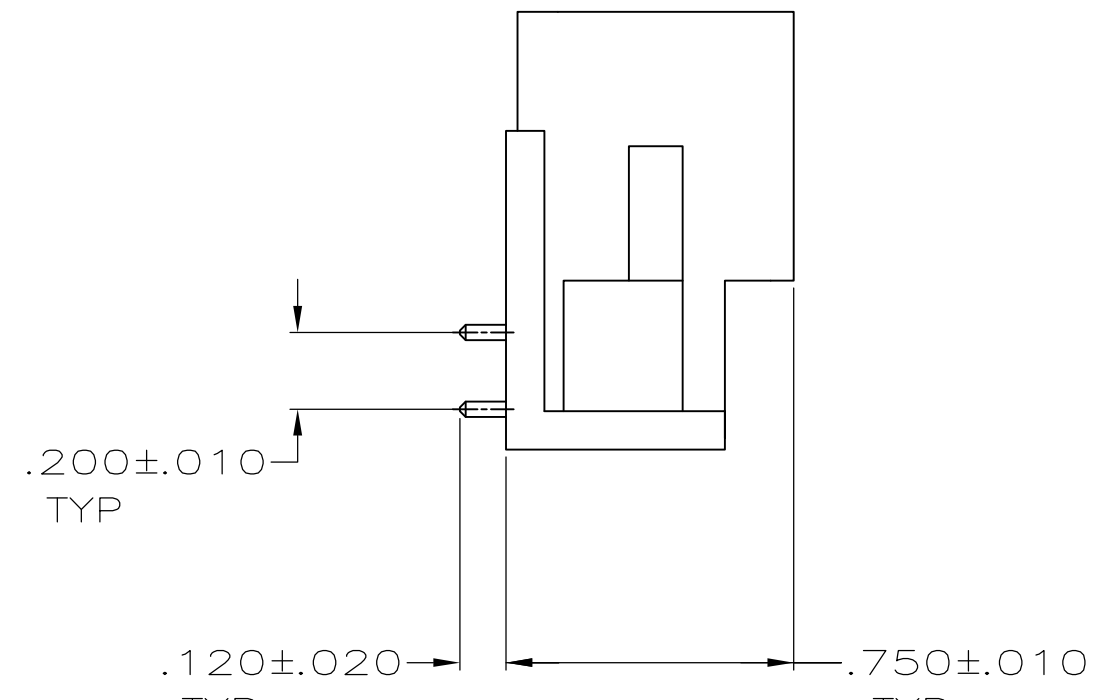
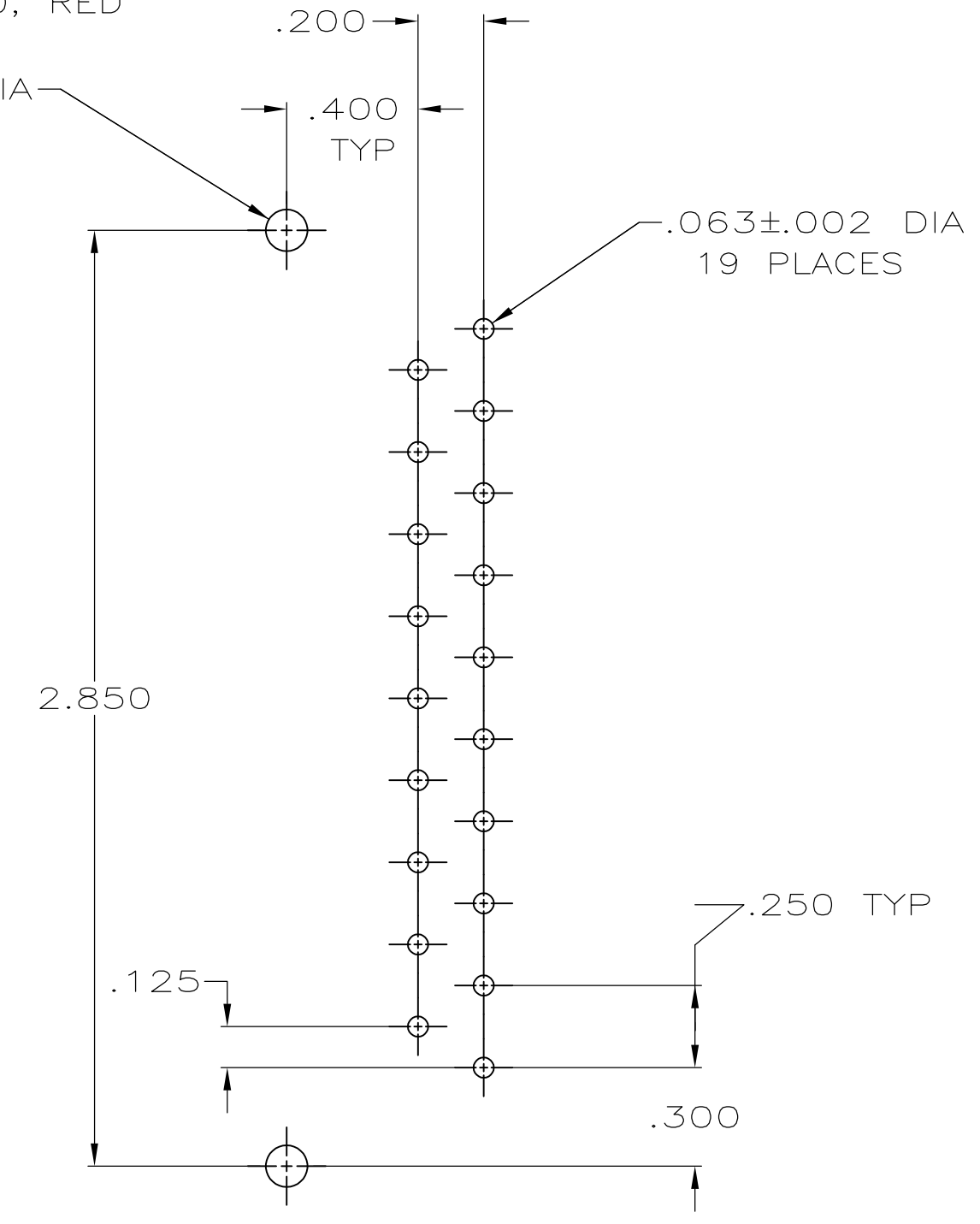
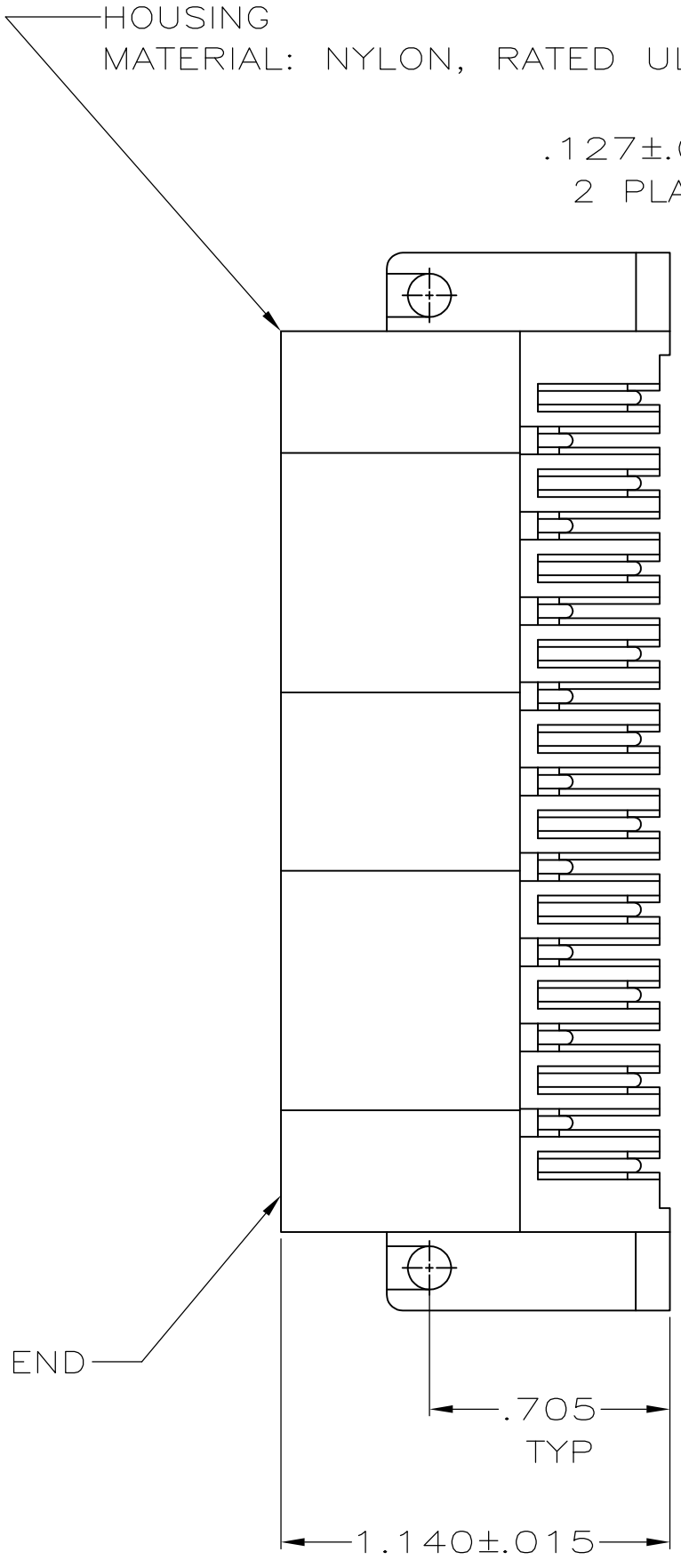
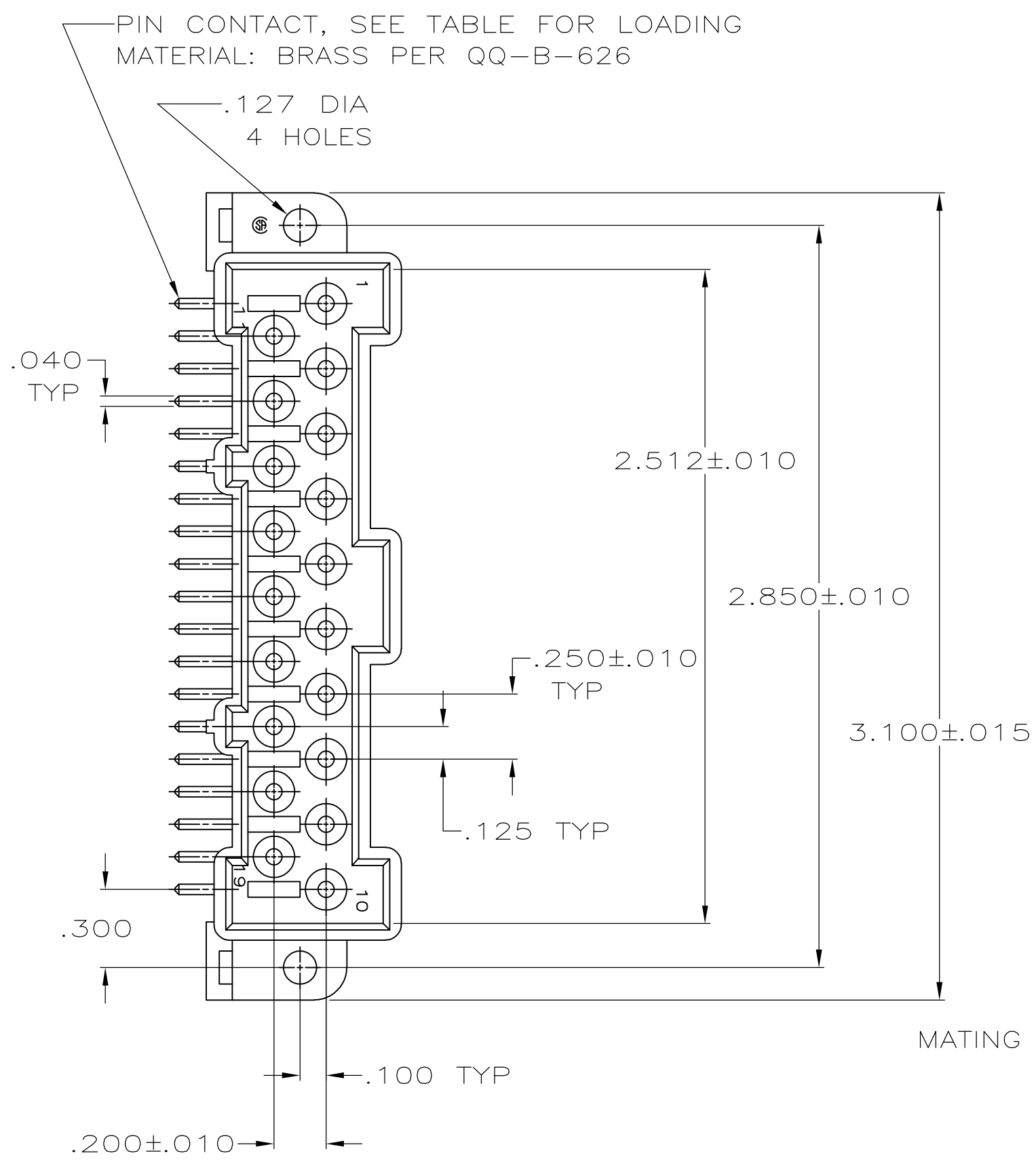


THIS DRAWING IS UNPUBLISHED. RELEASED FOR PUBLICATION
 © COPYRIGHT BY TYCO ELECTRONICS CORPORATION. ALL RIGHTS RESERVED.

LOC	DIST	REVISIONS			
P	LTR	DESCRIPTION	DATE	DWN	APVD
	FT	0			
	E	REVISED PER 0G3B-0168-05	3/11/05	SS	GS
	E1	REVISED PER ECO-09-020689	25AUG09	KK	AEG



- ① PLATED WITH .000030 MINIMUM GOLD FOR LENGTH OF .200 MINIMUM FROM MATING END, .000150 MINIMUM TIN-LEAD ON REMAINDER, ALL OVER .000050 MINIMUM NICKEL ON ENTIRE CONTACT.
- ② PLATED WITH .000030 MINIMUM GOLD FOR LENGTH OF .200 MINIMUM FROM MATING END, .000150 MINIMUM TIN ON REMAINDER, ALL OVER .000050 MINIMUM NICKEL ON ENTIRE CONTACT.
- ③ OBSOLETE PARTS: OBSOLETE CIS STREAMLINING PER D.RENAUD/D.SINISI

③ OBSOLETE	②	ALL EXCEPT 10 & 19	212630-6
③ OBSOLETE	②	ALL EXCEPT 1 & 11	212630-5
	②	ALL	212630-4
	①	ALL EXCEPT 10 & 19	212630-3
	①	ALL EXCEPT 1 & 11	212630-2
	①	ALL	212630-1
PIN CONTACT FINISH		LOADING	PART NUMBER

THIS DRAWING IS A CONTROLLED DOCUMENT.

DIMENSIONS: INCHES	TOLERANCES UNLESS OTHERWISE SPECIFIED:	DWN J LIPPERT 10-19-88	CHK J McCLINTON 10-19-88	Tyco Electronics Corporation Harrisburg, Pa 17105-3608	
	0 PLC ± -	APVD -	NAME	PIN HEADER ASSEMBLY, 19 POS IN LINE, RIGHT ANGLE, METRIMATE	
	1 PLC ± -	PRODUCT SPEC	SIZE	CAGE CODE	DRAWING NO
	2 PLC ± -	APPLICATION SPEC	WEIGHT	A2	00779
	3 PLC ± .005		CUSTOMER DRAWING	C=212630	
	4 PLC ± -		SCALE	SHEET	OF
	ANGLES ± -		2:1	1	1
MATERIAL SEE CALLOUTS	FINISH SEE TABLE	RESTRICTED TO		REV	E1

Mouser Electronics

Authorized Distributor

Click to View Pricing, Inventory, Delivery & Lifecycle Information:

[TE Connectivity:](#)

[212630-2](#)