

SMD Power Inductor 252012CDMC/DS

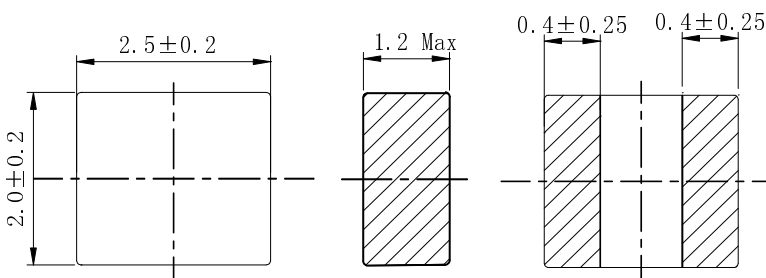


 **sumida**

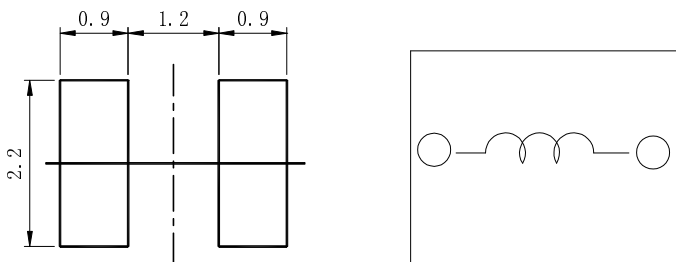
RoHS

Halogen
Free

Dimension - [mm]



Land pattern and Schematics - [mm]



Description

- Magnetically shielded.
- L × W × H: 2.7 × 2.2 × 1.2 mm Max.
- Product weight: 30mg(Ref.)
- Moisture Sensitivity Level: 1
- RoHS compliance.
- Halogen Free available.

Environmental Data

- Operating temperature range: -40°C ~ +105°C (including coil's self temperature rise)
- Storage temperature range: -40°C ~ +105°C
- Solder reflow temperature: 260 °C peak.

Packaging

- Carrier tape and reel packaging.
- 7.1" diameter reel
- 3000pcs per reel

Applications

- Ideally used in smart phone, tablet PC, SSD USB3.0 and other low profile high current application.

Electrical Characteristics

Part No.	Inductance (μ H) ※1	D.C.R (m Ω) at 25°C	Saturation Current Max. (Typ.) (A) (at 25°C) ※2	Temperature rise current Max. (Typ.) (A)	
				※3	※4
252012CDMCDS-R47MC	0.47 ± 20%	20 ± 20%	4.0(4.8)	3.8(4.5)	5.1(5.7)
252012CDMCDS-1R0MC	1.0 ± 20%	35 ± 20%	3.4(4.0)	3.1(3.7)	3.8(4.2)
252012CDMCDS-1R5MC	1.5 ± 20%	55 ± 20%	2.9(3.4)	2.5(2.9)	3.2(3.6)
252012CDMCDS-2R2MC	2.2 ± 20%	75 ± 20%	2.3(2.7)	2.0(2.3)	2.7(3.1)
252012CDMCDS-3R3MC	3.3 ± 20%	105 ± 20%	2.0(2.4)	1.5(1.8)	2.2(2.4)
252012CDMCDS-4R7MC	4.7 ± 20%	150 ± 20%	1.6(1.9)	1.4(1.6)	1.7(2.0)
252012CDMCDS-5R6MC	5.6 ± 20%	200 ± 20%	1.3(1.5)	1.3(1.5)	1.6(1.8)
252012CDMCDS-6R8MC	6.8 ± 20%	300 ± 20%	1.1(1.3)	1.1(1.3)	1.4(1.5)
252012CDMCDS-100MC	10 ± 20%	390 ± 20%	1.0(1.2)	0.9(1.1)	1.2(1.3)

※1 Measuring condition at 1MHz 0.1V

※2 Saturation current: The value of DC current when the inductance is over 70% of the initial value.

※3 Temperature rise current: the value of DC current when the coil temperature rise is $\Delta T=40^\circ\text{C}$ ($T_a=25^\circ\text{C}$).

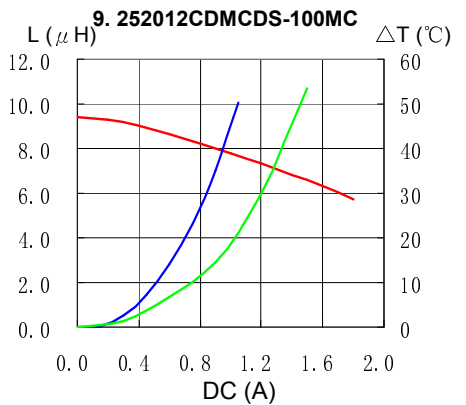
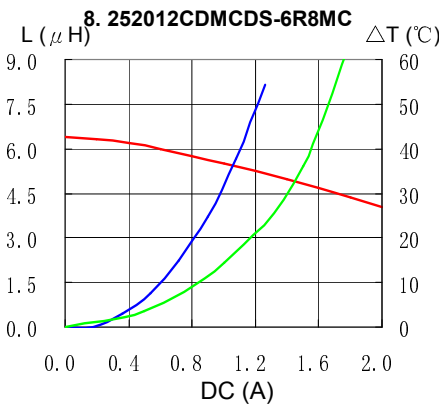
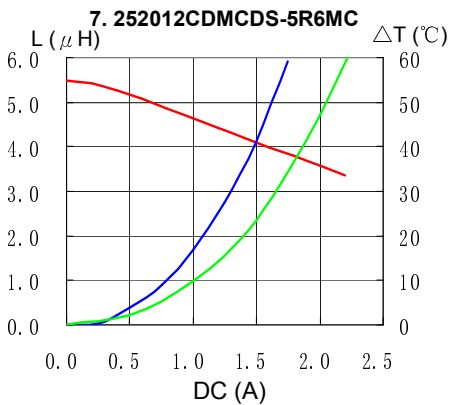
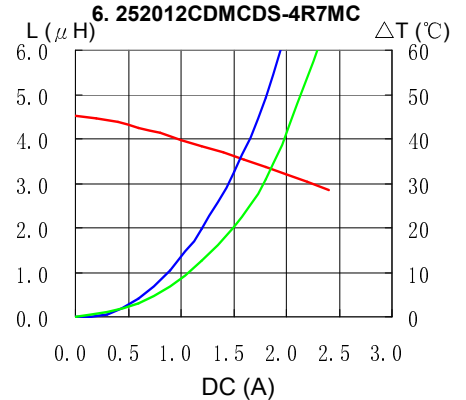
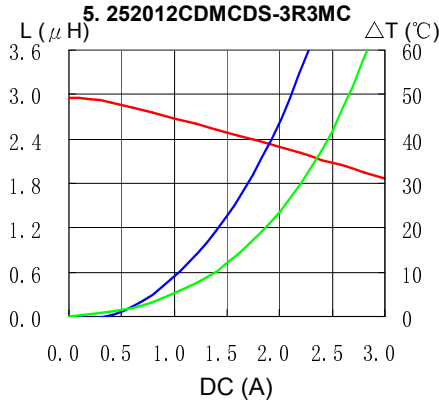
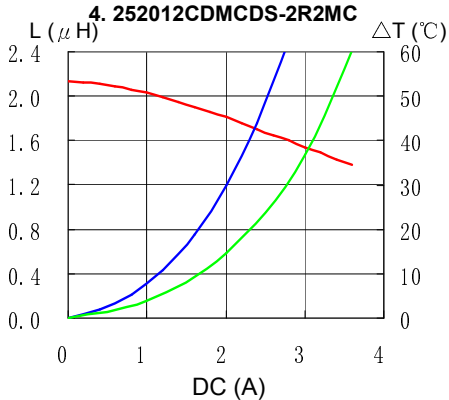
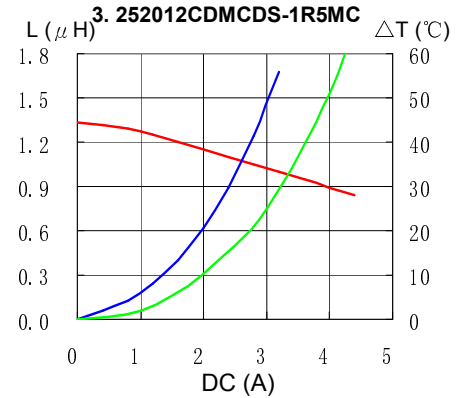
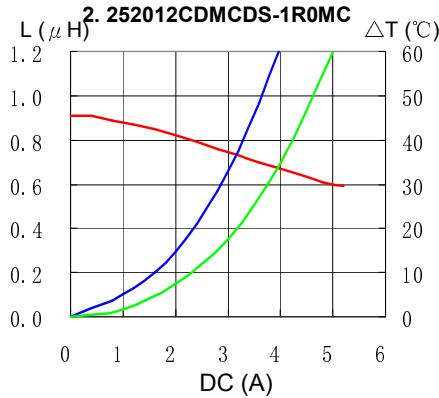
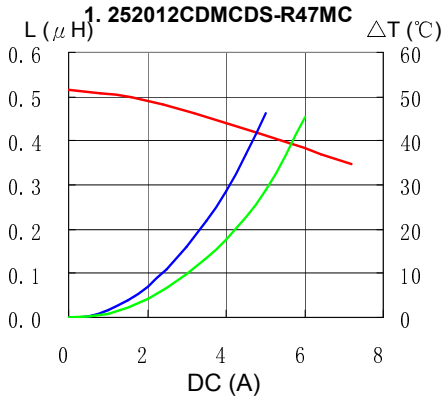
※4 Temperature rise current: The actual value of DC current when the top surface of test sample temperature rise is $\Delta T=40^\circ\text{C}$ ($T_a=25^\circ\text{C}$).

SMD Power Inductor 252012CDMC/DS



Saturation Current & Temperature Rise Graph

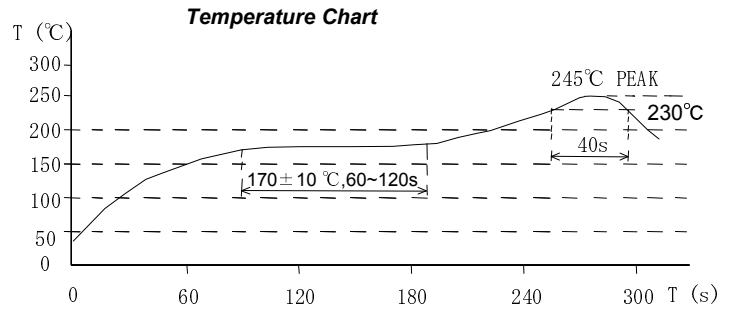
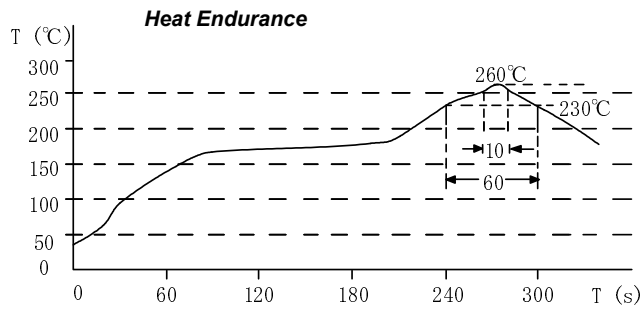
— L (20°C) — ΔT (the value of DC current) — ΔT (top surface temperature)



SMD Power Inductor 252012CDMC/DS



Solder Reflow Condition



Please refer to the sales offices on our website - <http://www.sumida.com>

Hong Kong
Tel.+852-2880-6781
FAX.+852-2565-9600
sales@hk.sumida.com

Saitama(Japan)
Tel.+81-48-691-7300
FAX.+81-48-691-7340
sales@jp.sumida.com

Chicago
Tel.+1-847-545-6700
FAX. +1-847-545-6720
sales@us.sumida.com

Shanghai
Tel.+86-21-5836-3299
FAX.+86-21-5836-3266
shanghai.sales@cn.sumida.com

Seoul
Tel.+82-2-6237-0777
FAX.+82-2-6237-0778
sales@kr.sumida.com

Oberzell
Tel.+49-8591-937-0
FAX. +49-8591-937-103
contact@eu.sumida.com

Shenzhen
Tel.+86-755-8291-0228
FAX.+86-755-8291-0338
shenzhen.sales@cn.sumida.com

Singapore
Tel.+65-6296-3388
FAX.+65-6841-4426
sales@sg.sumida.com

Neumarkt
Tel.+49-9181-4509-110
FAX. +49-9181-4509-310
infocomp@eu.sumida.com

Taipei
Tel.+886-2-8751-2737
FAX.+886-2-8751-2738
sales@tw.sumida.com

San Jose
Tel.+1-408-321-9660
FAX.+1-408-321-9308
sales@us.sumida.com