


MCR-SL-D-SPA-UI

Order No.: 2710314




<http://eshop.phoenixcontact.de/phoenix/treeViewClick.do?UID=2710314>

Digital setpoint encoders with manual and automatic ramp for defining current and voltage signals, 4-pos. display

Commercial data	
GTIN (EAN)	 4 046356 091190
sales group	H561
Pack	1 pcs.
Customs tariff	90291000
Catalog page information	Page 386 (IF-2009)

Product notes

WEEE/RoHS-compliant since:
06/18/2007



<http://www.download.phoenixcontact.com>
Please note that the data given here has been taken from the online catalog. For comprehensive information and data, please refer to the user documentation. The General Terms and Conditions of Use apply to Internet downloads.

Technical data	
Output data	
Voltage output signal	0 V ... 12 V
Current output signal	0 mA ... 24 mA
Load/output load voltage output	≥ 2 kΩ
Load/output load current output	≤ 500 Ω (Up to 20 mA)
	≤ 400 Ω (> 20 mA)

Power supply

Supply voltage range	10 V DC ... 30 V DC
Power consumption	1 W (With 24 mA/12 V)

General data

Width	48 mm
Height	24 mm
Depth	68 mm
Maximum transmission error	< 0.2 % ((full-scale) at rated voltage)
Maximum temperature coefficient	0.02 %/K
Ambient temperature (operation)	-20 °C ... 65 °C
Ambient temperature (storage/transport)	-25 °C ... 85 °C
Degree of protection	IP65 from the front
Test voltage output/power supply	500 V AC (50 Hz, 1 min.)
Color	black
Housing material	Macrolon 2405
Conformance	CE-compliant
UL, USA / Canada	UL 508 Recognized

Certificates / Approvals

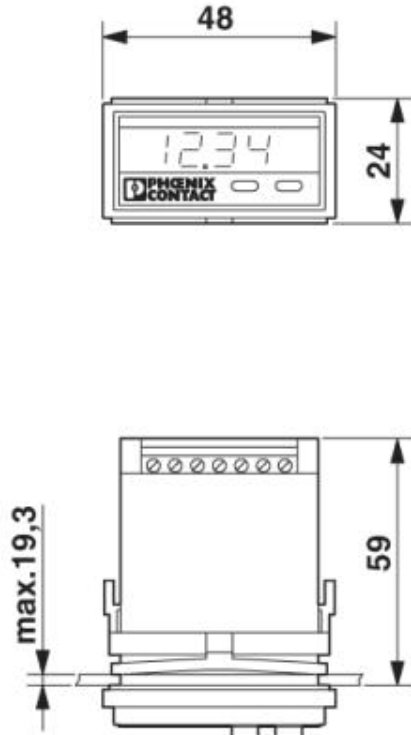


Certification

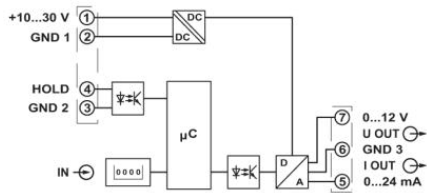
CUL, UL

Diagrams/Drawings

Dimensioned drawing



Circuit diagram



Address

PHOENIX CONTACT Inc., USA
586 Fulling Mill Road
Middletown, PA 17057, USA
Phone (800) 888-7388
Fax (717) 944-1625
<http://www.phoenixcon.com>



© 2011 Phoenix Contact
Technical modifications reserved;